



US00D551547S

(12) **United States Design Patent** (10) **Patent No.:** **US D551,547 S**  
**Wachendorf et al.** (45) **Date of Patent:** **\*\* Sep. 25, 2007**

(54) **CARTON**  
(75) Inventors: **Robert Joseph Wachendorf**,  
Cincinnati, OH (US); **Valerie Michelle**  
**Aurilio**, Cincinnati, OH (US)

4,648,548 A 3/1987 Shin  
4,656,072 A 4/1987 Coburn, Jr. et al.  
4,659,608 A 4/1987 Schulz  
4,663,214 A 5/1987 Coburn, Jr.  
4,695,336 A 9/1987 Coburn, Jr.

(Continued)

(73) Assignee: **The Procter & Gamble Company**,  
Cincinnati, OH (US)

**FOREIGN PATENT DOCUMENTS**

(\*\*) Term: **14 Years**

EP 1 164 083 B1 9/2004

(21) Appl. No.: **29/233,143**

(Continued)

(22) Filed: **Jun. 28, 2005**

*Primary Examiner*—Robert A. Delehanty  
(74) *Attorney, Agent, or Firm*—Peter D. Meyer; Betty J. Zea

(51) **LOC (8) Cl.** ..... **09-03**

(57) **CLAIM**

(52) **U.S. Cl.** ..... **D9/432; D9/418**

The ornamental design for a carton, as shown and described.

(58) **Field of Classification Search** ..... D9/430-433,  
D9/414-418, 761; 229/105-106, 108, 108.1,  
229/100, 112-113, 115-116, 162.1, 922,  
229/938; 206/551, 746, 457, 784, 822  
See application file for complete search history.

**DESCRIPTION**

FIG. 1 is a perspective view of the carton embodying our new design;

(56) **References Cited**

**U.S. PATENT DOCUMENTS**

1,580,474 A 4/1926 Eckenbrecht  
D76,325 S 9/1928 Schleicher  
2,817,569 A 12/1957 Jamison et al.  
3,865,299 A 2/1975 Crabtree  
3,874,547 A 4/1975 Howard  
3,944,072 A 3/1976 Budington et al.  
4,013,168 A 3/1977 Bamburg et al.  
4,063,679 A 12/1977 Henry  
4,101,032 A 7/1978 Obidniak  
4,230,729 A 10/1980 Hoelzel et al.  
D261,861 S \* 11/1981 Carter ..... D9/704  
D262,191 S \* 12/1981 Quillen ..... D9/416  
4,316,552 A 2/1982 Hurley, III  
4,388,993 A 6/1983 Lavery  
4,513,862 A 4/1985 Mallow  
4,549,690 A 10/1985 Rosenburg

FIG. 2 is a front elevational view thereof;

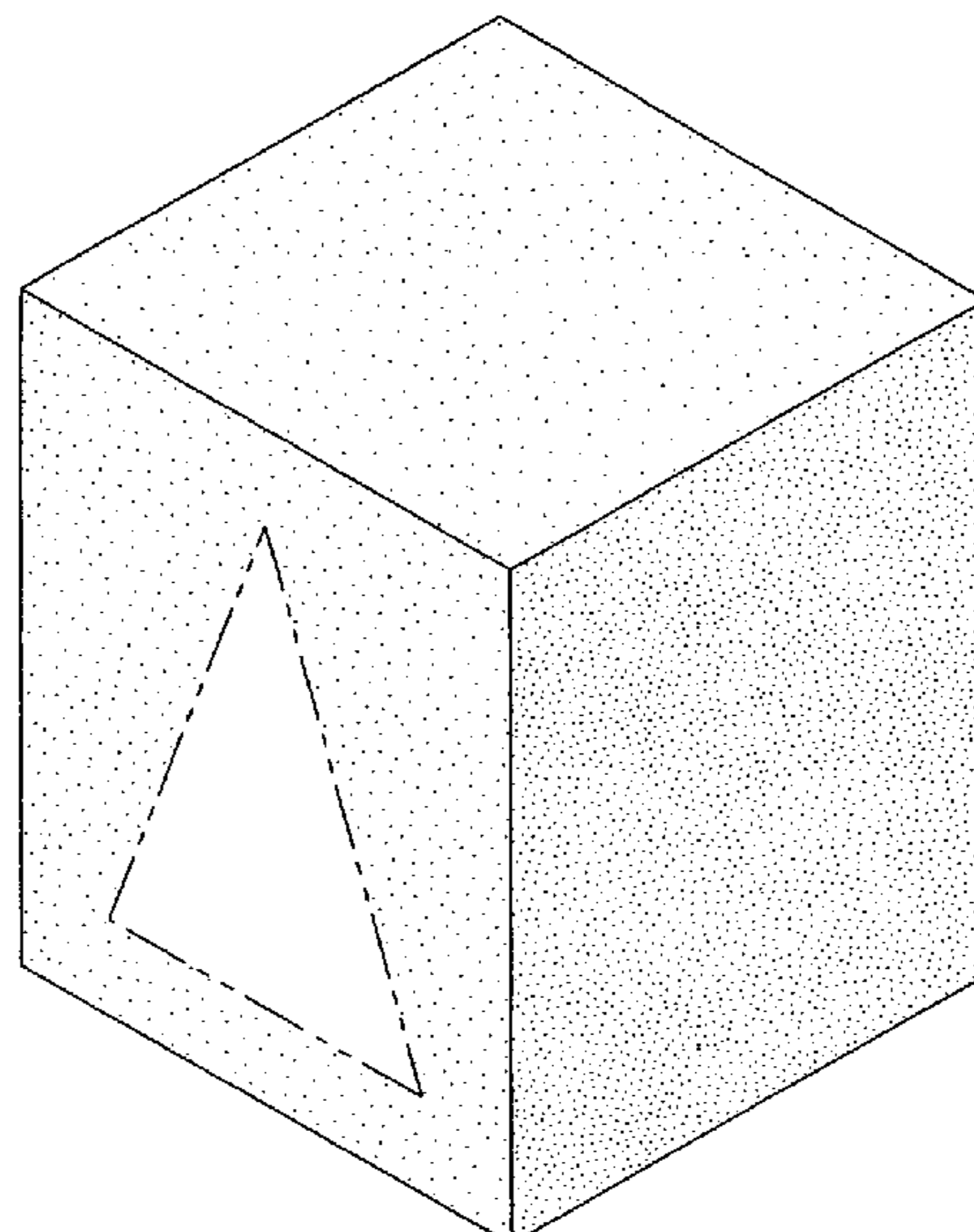
FIG. 3 is a right elevational view thereof, the left elevational view being a mirror image thereof;

FIG. 4 is a bottom planar view thereof, the top planar view being a mirror image thereof; and,

FIG. 5 is a rear elevational view thereof.

The broken lines in the drawing figures have been shown for illustrative purposes only and form no part of the claimed design. A preferred embodiment of the claimed carton provides for an image such as a picture, photograph, lenticular lens, painting, drawing, or other work of art, combinations thereof, and the like, to be positioned within the carton and the image remain viewable through the enclosed region of the carton depicted by the broken lines as shown in FIGS. 1, 2, and 6.

**1 Claim, 2 Drawing Sheets**



# US D551,547 S

Page 2

## U.S. PATENT DOCUMENTS

4,717,022 A	1/1988	Combs	5,656,380 A	8/1997	Raber et al.
D294,128 S	2/1988	Hesse et al.	5,725,099 A	3/1998	Ericson
4,773,539 A	9/1988	Nock	5,781,316 A	7/1998	Strahl et al.
4,856,857 A	8/1989	Takeuchi et al.	5,871,144 A	2/1999	Anchor et al.
4,934,039 A	6/1990	Coburn, Jr. et al.	5,901,904 A	5/1999	Avot
4,976,355 A	12/1990	Crutchfield	5,988,389 A	11/1999	Buscema
4,984,734 A	1/1991	Zion et al.	6,019,276 A	2/2000	Auclair
5,020,664 A	6/1991	Hughes et al.	6,120,710 A	9/2000	Makansi
5,071,062 A	12/1991	Bradley et al.	D432,013 S	10/2000	Glees
5,155,604 A	10/1992	Miekka et al.	6,141,123 A	10/2000	Nakashima et al.
D330,658 S	11/1992	Manning	6,182,888 B1	2/2001	Ljungstrom
5,200,253 A	4/1993	Yamaguchi et al.	6,202,920 B1	3/2001	Auclair
5,238,180 A	8/1993	Shimizu	6,270,451 B1	8/2001	Palm et al.
5,238,516 A	8/1993	Van Suylekom et al.	6,427,371 B2 *	8/2002	Olson et al. .... 40/789
5,259,550 A	11/1993	Kuchenbecker	6,443,357 B1	9/2002	Marbe et al.
5,276,537 A	1/1994	Savant et al.	D477,780 S	7/2003	Springer et al.
5,294,040 A	3/1994	Cohen et al.	2004/0251292 A1	12/2004	Grebonval et al.
5,300,347 A	4/1994	Underhill et al.			
5,439,104 A	8/1995	Wolska-Klis			
5,462,171 A	10/1995	Moog et al.			
5,464,148 A	11/1995	Schoch et al.			
5,480,091 A	1/1996	Stout			

## FOREIGN PATENT DOCUMENTS

WO	WO 01/17863 A2	3/2001
WO	WO 02/12104 A1	2/2002

\* cited by examiner

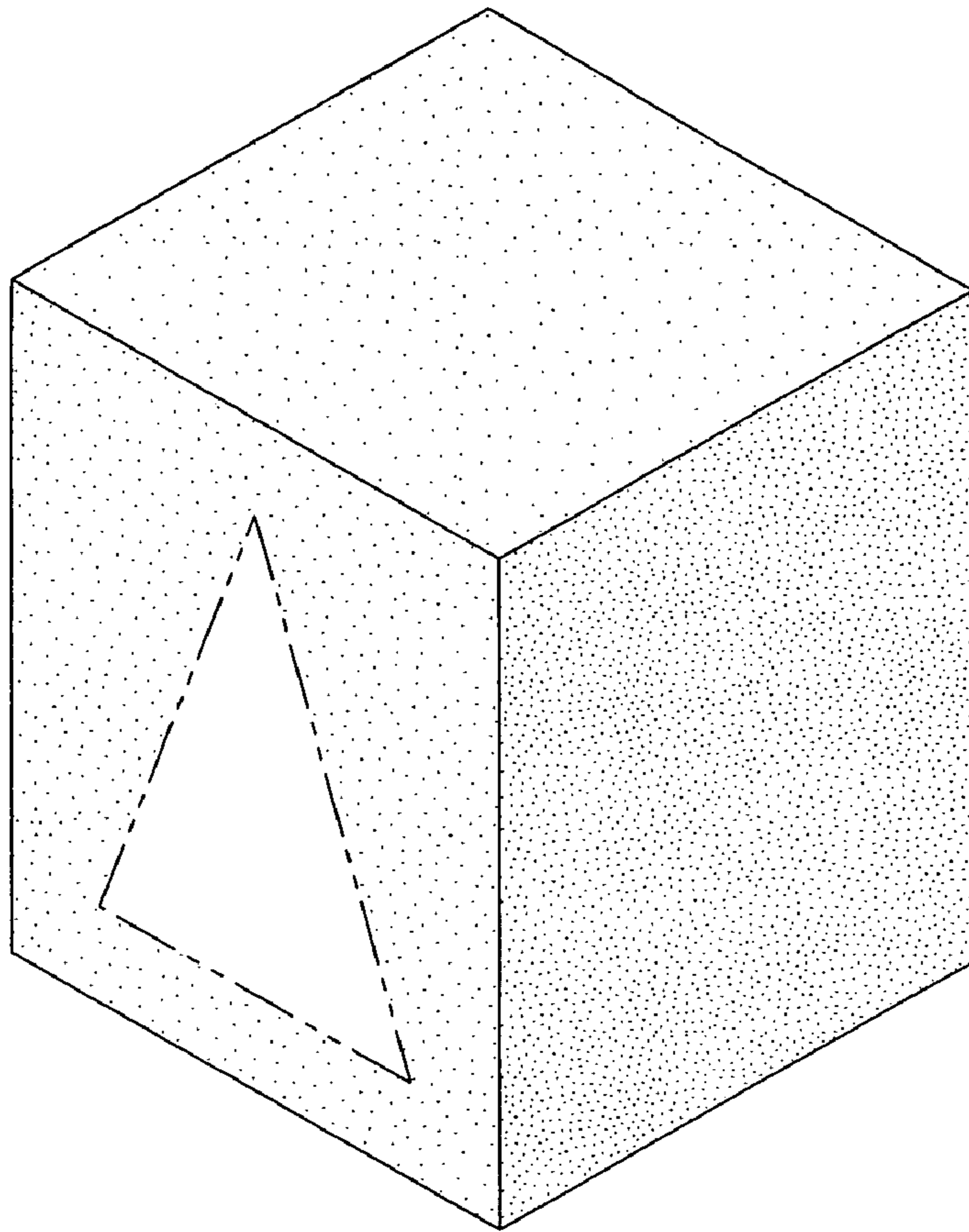


Fig. 1

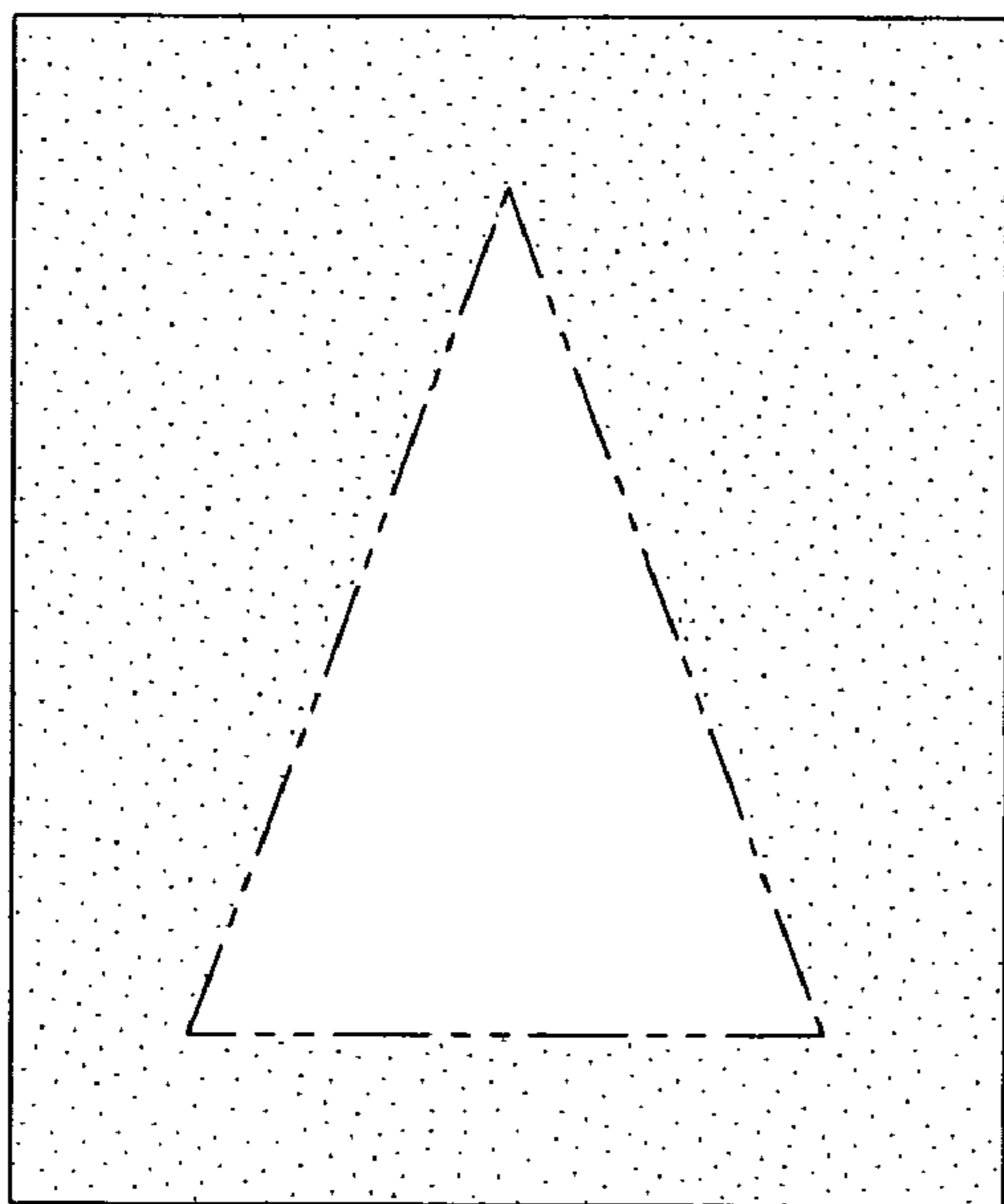


Fig. 2




Fig. 3




Fig. 4




Fig. 5

UNITED STATES PATENT AND TRADEMARK OFFICE  
**CERTIFICATE OF CORRECTION**

PATENT NO. : Des. 551,547 S  
APPLICATION NO. : 29/233143  
DATED : September 25, 2007  
INVENTOR(S) : Wachendorf et al.

Page 1 of 1

It is certified that error appears in the above-identified patent and that said Letters Patent is hereby corrected as shown below:

The last line of the DESCRIPTION on the cover page of the Letters Patent should be corrected as follows:

“in FIGS. 1, 2 and 6” to --in FIGS. 1 and 2--

Signed and Sealed this

Twentieth Day of May, 2008

A handwritten signature in black ink that reads "Jon W. Dudas". The signature is written in a cursive style with a large, looped initial "J".

JON W. DUDAS  
*Director of the United States Patent and Trademark Office*