



US00D551517S

(12) **United States Design Patent**
Tarrerrias

(10) **Patent No.:** **US D551,517 S**

(45) **Date of Patent:** **** Sep. 25, 2007**

(54) **KNIFE**

(75) Inventor: **Eric Tarrerrias**, Pont du Chateau (FR)

(73) Assignee: **Societe d'Exploitation Tarrerrias Bonjean**, Celles sur Durolle (FR)

(**) Term: **14 Years**

(21) Appl. No.: **29/265,170**

(22) Filed: **Aug. 28, 2006**

(30) **Foreign Application Priority Data**

Feb. 27, 2006 (EM) 00486972-0002

(51) **LOC (8) Cl.** **07-03**

(52) **U.S. Cl.** **D7/649**

(58) **Field of Classification Search** D4/138;
D7/393, 395, 401.2, 642-646, 649-653, 662-664,
D7/688, 695-696; D8/10, 36, 75, 80, 83,
D8/87, 98, 99, 102, 107, 300, 303; D18/34.9;
D22/118; 30/123.5-123.7, 124-125, 128,
30/142-143, 147-149, 169, 304, 316, 329,
30/340, 342-346, 353, 355, 394
See application file for complete search history.

(56) **References Cited**

U.S. PATENT DOCUMENTS

D316,015 S * 4/1991 DiGangi D7/649
D403,559 S * 1/1999 Terenzio D7/650
D410,176 S * 5/1999 Stokes D7/649
D433,288 S * 11/2000 Chien D7/649
D438,057 S * 2/2001 Kerman D7/401.2

D458,516 S * 6/2002 Parlowski D7/649
D458,810 S * 6/2002 Parlowski D7/649
D461,104 S * 8/2002 Hasegawa D7/649
D462,581 S * 9/2002 Parlowski D7/649
D468,593 S * 1/2003 Margolin et al. D7/649
D496,563 S * 9/2004 Marsden et al. D7/650
D502,054 S * 2/2005 Deglon D7/401.2
D525,088 S * 7/2006 Fort et al. D7/652

FOREIGN PATENT DOCUMENTS

GB 3004234 * 7/2002

* cited by examiner

Primary Examiner—Cathron C. Brooks

Assistant Examiner—Ricky Pham

(74) *Attorney, Agent, or Firm*—Stites & Harbison PLLC;
Douglas E. Jackson

(57) **CLAIM**

The ornamental design for a knife, as shown.

DESCRIPTION

FIG. 1 is a perspective back, bottom and left side view of the knife according to the present invention.

FIG. 2 is a right side view of the knife depicted in FIG. 1.

FIG. 3 is a left side view of the knife depicted in FIG. 1.

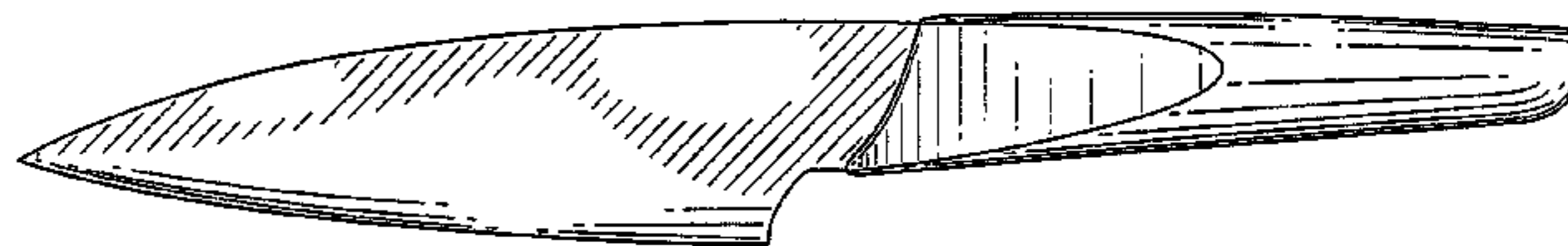
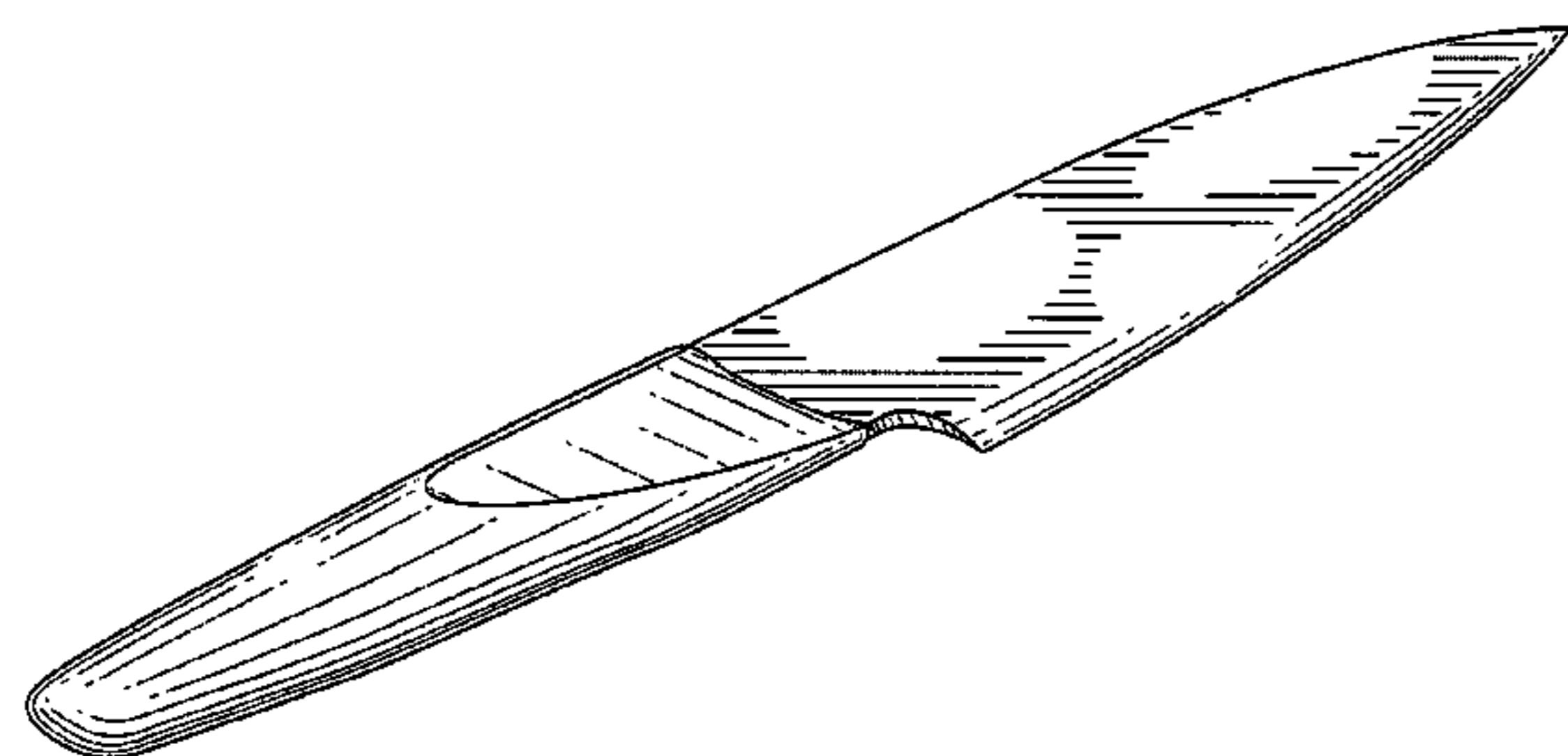
FIG. 4 is a bottom view of the knife depicted in FIG. 1.

FIG. 5 is a top view of the knife depicted in FIG. 1.

FIG. 6 is front view of a knife depicted in FIG. 1; and,

FIG. 7 is rear view of the knife depicted in FIG. 1.

1 Claim, 4 Drawing Sheets



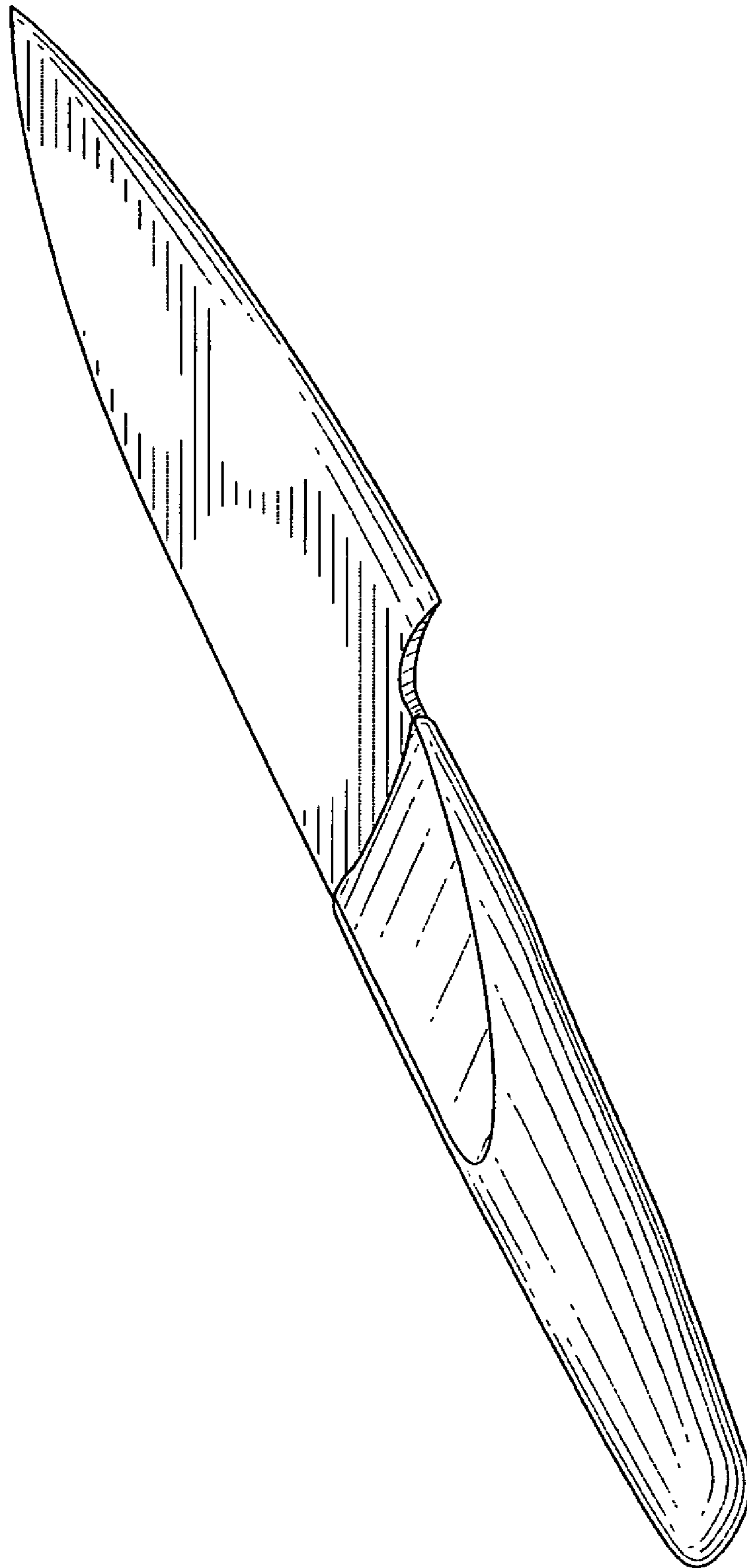


FIG. 1

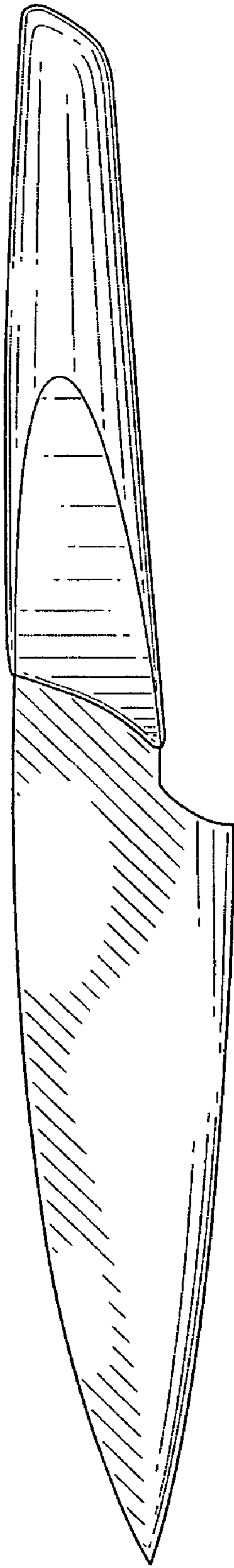


FIG. 2




FIG. 3

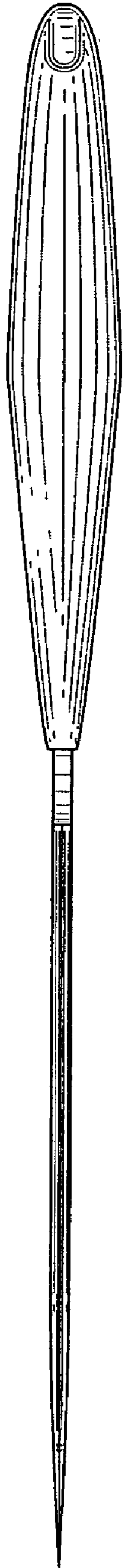


FIG. 4

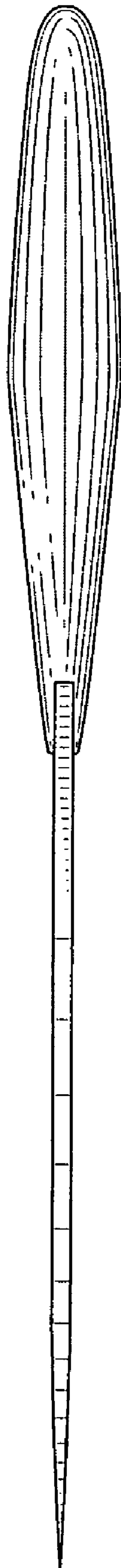


FIG. 5

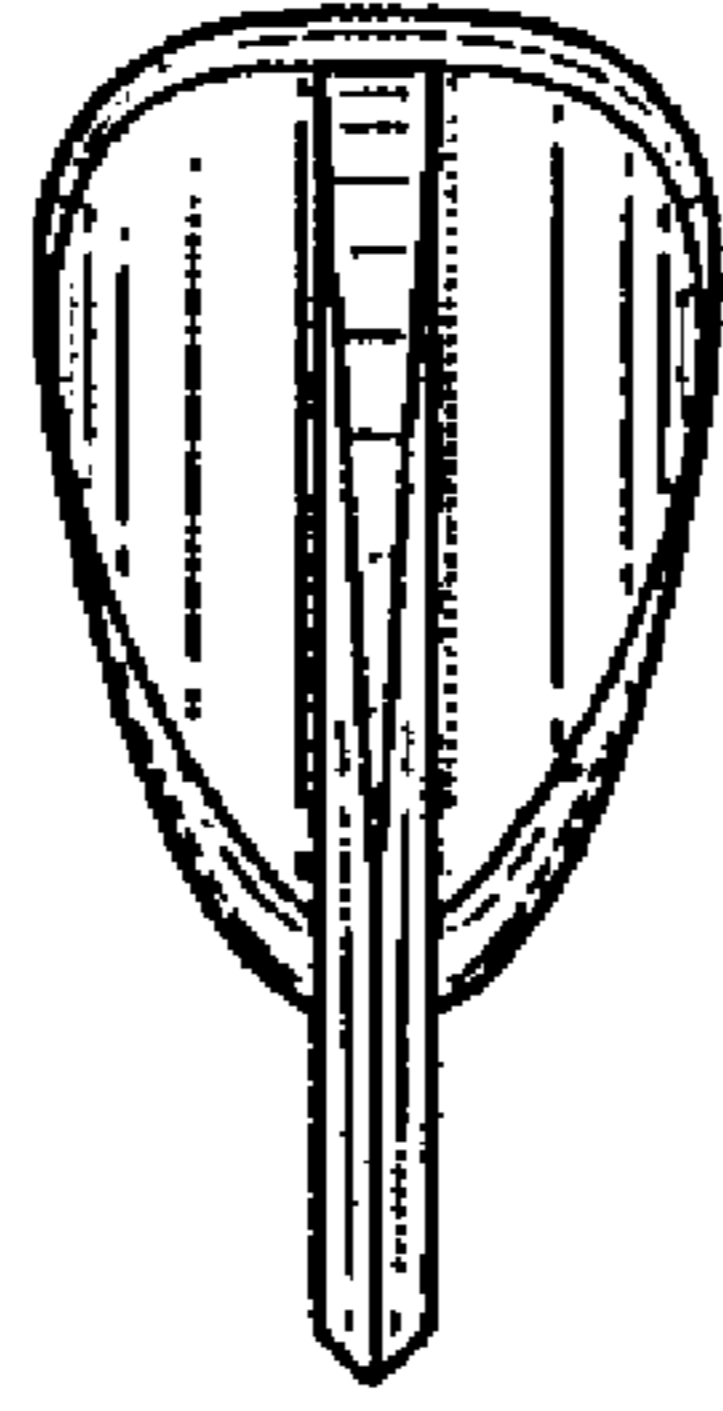


FIG. 6




FIG. 7