



US00D551511S

(12) **United States Design Patent** (10) **Patent No.:** **US D551,511 S**  
**Bruce** (45) **Date of Patent:** **\*\* Sep. 25, 2007**

(54) **CANDY DISPENSER**

D397,913 S \* 9/1998 Miliani ..... D7/589  
D404,431 S \* 1/1999 Hoffman et al. .... D20/7

(75) Inventor: **Travis Bruce**, Brooklyn, NY (US)

\* cited by examiner

(73) Assignee: **Goginder Silver Art Co. Ltd.**,  
Ringwood, NY (US)

*Primary Examiner*—Terry A. Wallace  
(74) *Attorney, Agent, or Firm*—Arthur Jacob

(\*\*) Term: **14 Years**

(57) **CLAIM**

(21) Appl. No.: **29/265,221**

The ornamental design for a candy dispenser, as shown and described.

(22) Filed: **Aug. 28, 2006**

(51) **LOC (8) Cl.** ..... **07-06**

(52) **U.S. Cl.** ..... **D7/589; D20/7**

(58) **Field of Classification Search** ..... D7/589,  
D7/590, 679; D20/1, 4, 7; 221/196, 265,  
221/266; 222/185.1, 173, 174, 251, 282,  
222/288, 368, 424.5, 434, 435, 630; D21/636  
See application file for complete search history.

**DESCRIPTION**

FIG. 1 is a front elevational view of a candy dispenser showing my new design in full lines, the broken lines indicating environmental items in the form of candy to be dispensed, visible through transparent material;

FIG. 2 is a top plan view thereof;

FIG. 3 is a side elevational view thereof, as viewed from the left of FIG. 1;

FIG. 4 is a side elevational view thereof, as viewed from the right of FIG. 1;

FIG. 5 is a rear elevational view thereof; and,

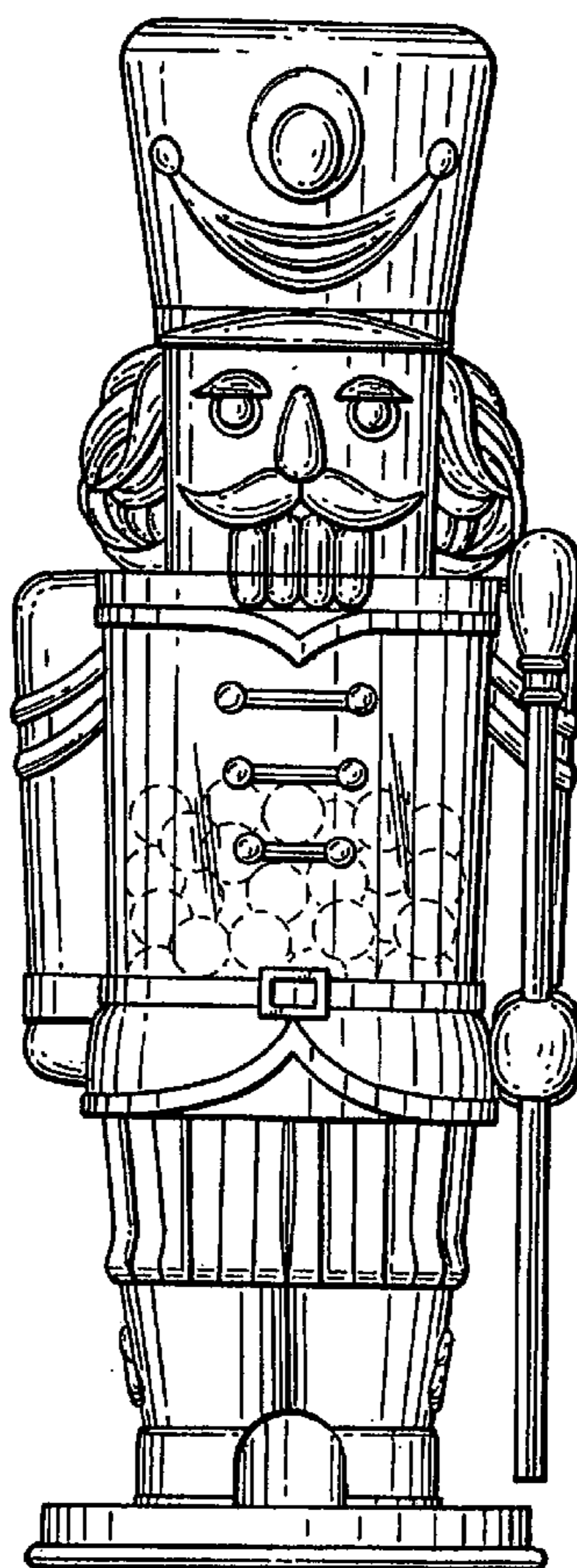
FIG. 6 is a bottom plan view thereof.

(56) **References Cited**

**U.S. PATENT DOCUMENTS**

2,694,480 A \* 11/1954 Mason ..... 221/265  
D207,865 S \* 6/1967 Scoby ..... D21/636  
D280,374 S \* 9/1985 Breslow et al. .... D7/589  
D309,403 S \* 7/1990 Pierotti ..... D7/594  
D379,137 S \* 5/1997 Lam ..... D7/589

**1 Claim, 5 Drawing Sheets**



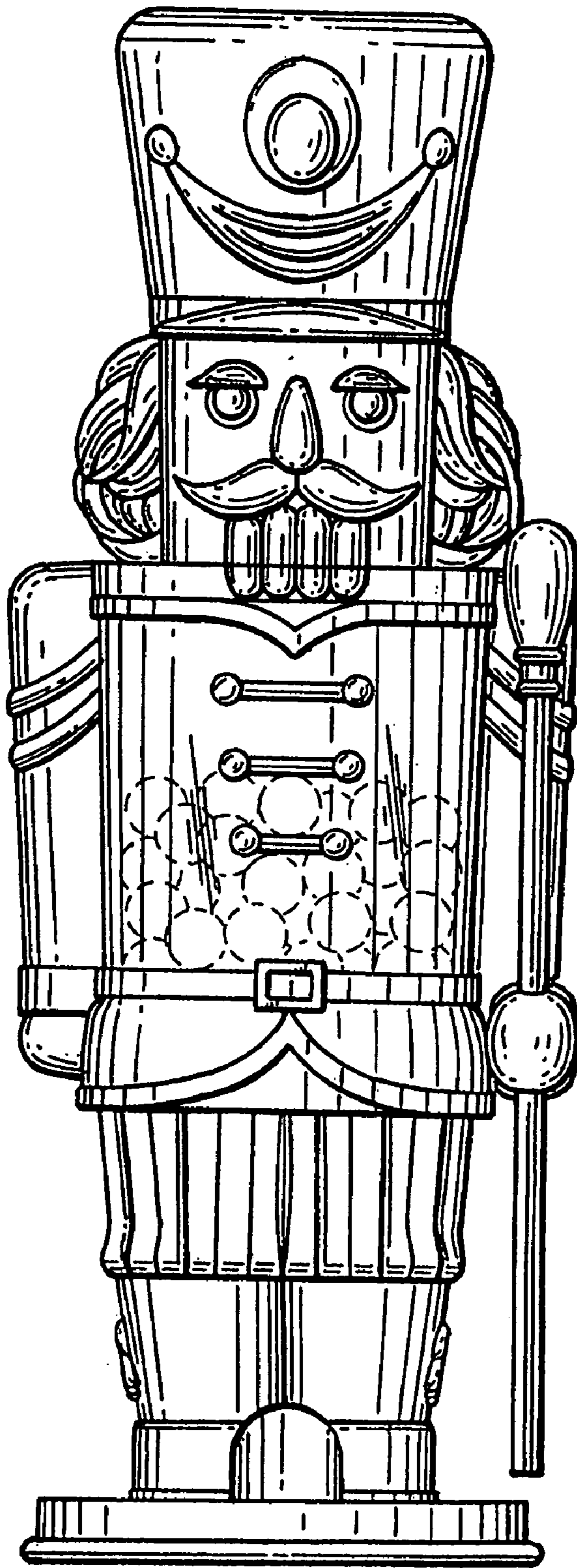


FIG. 1

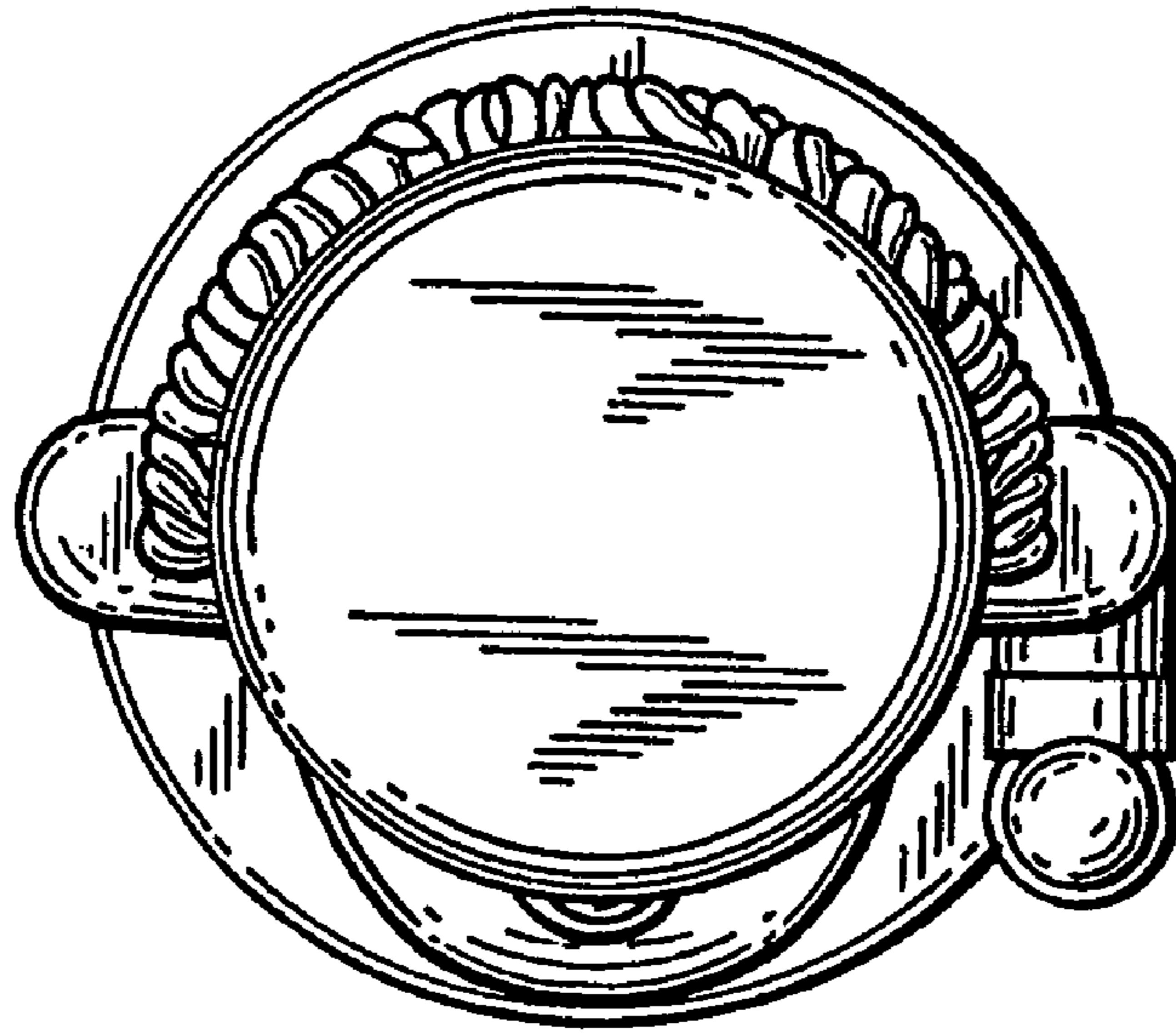


FIG. 2

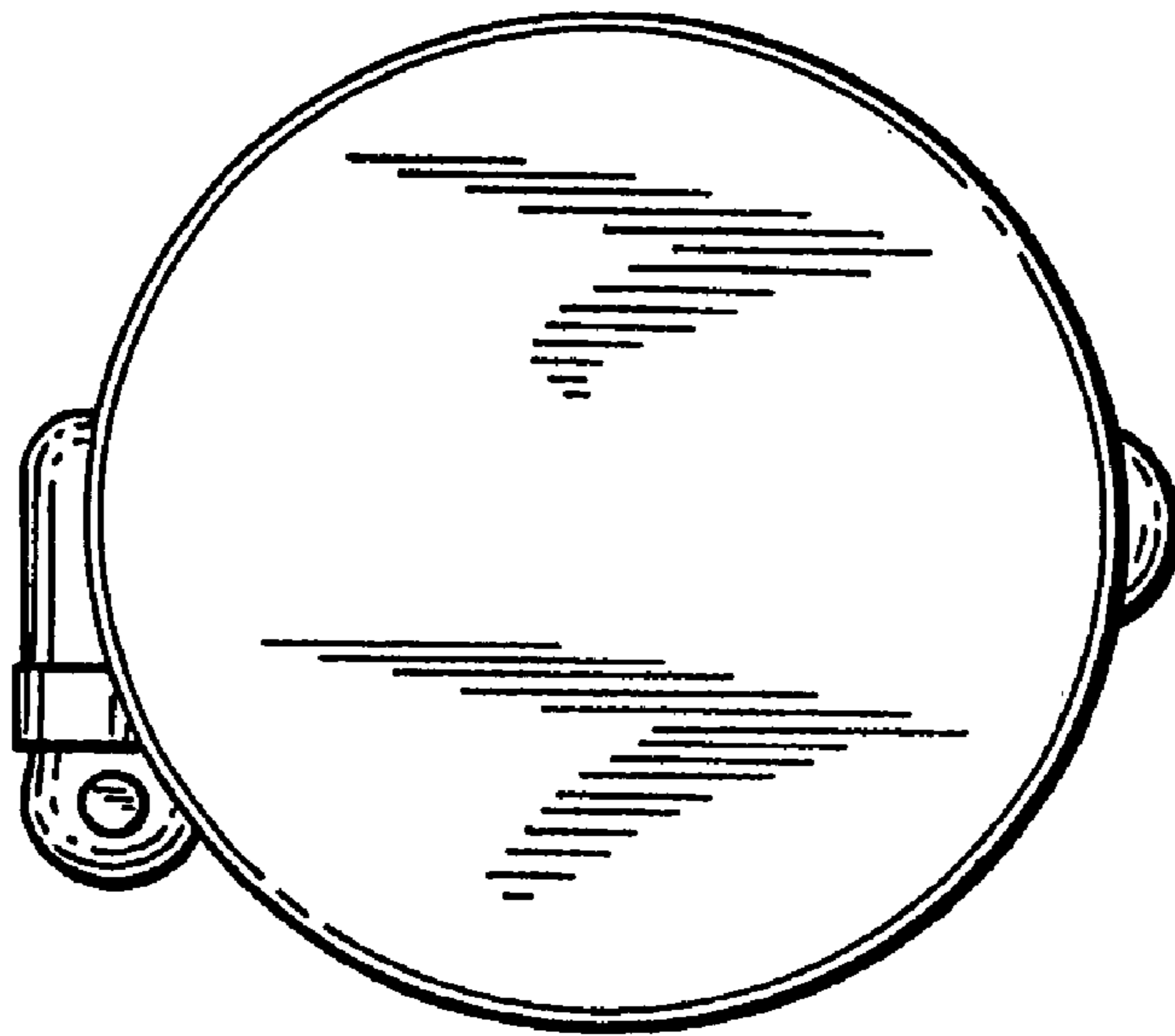


FIG. 6




FIG. 3

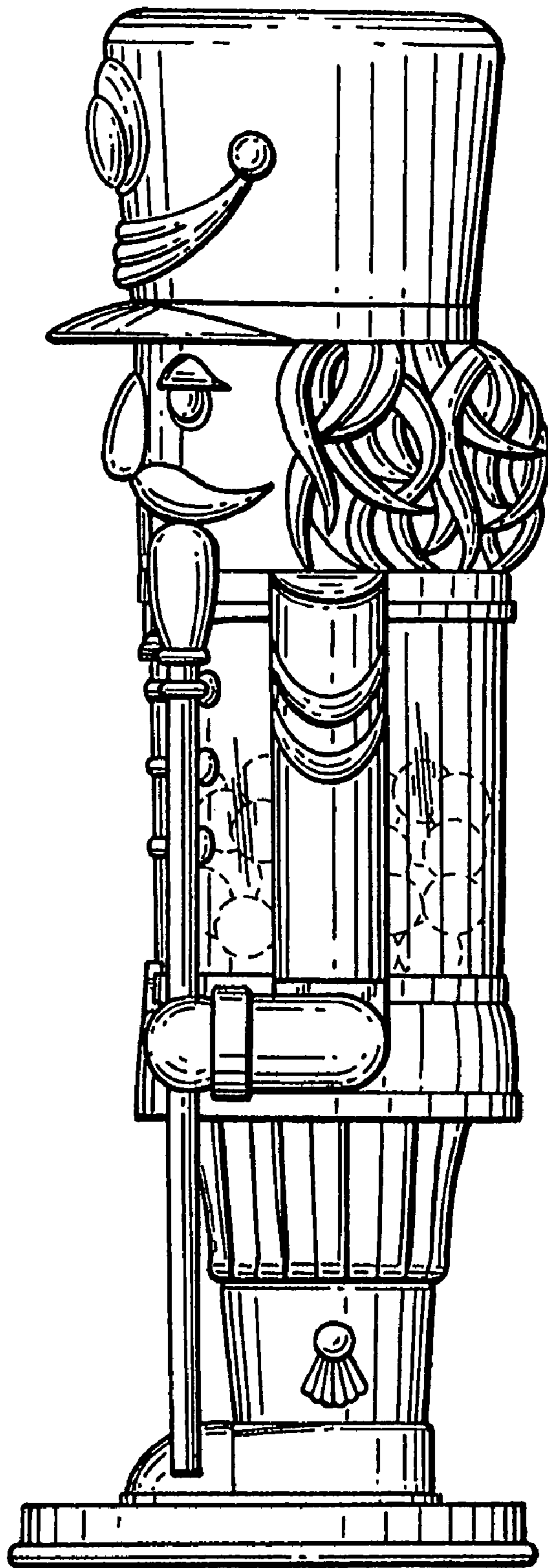


FIG. 4




FIG. 5