



US00D551509S

(12) **United States Design Patent** (10) **Patent No.:** **US D551,509 S**
Sarnoff et al. (45) **Date of Patent:** **** Sep. 25, 2007**

(54) **SERVING TRAY**

(75) Inventors: **Norton Sarnoff**, Northbrook, IL (US);
Brad Sarnoff, Northbrook, IL (US)

(73) Assignee: **HFA, Inc.**, Wheeling, IL (US)

(**) Term: **14 Years**

(21) Appl. No.: **29/245,601**

(22) Filed: **Dec. 27, 2005**

(51) **LOC (8) Cl.** **07-01**

(52) **U.S. Cl.** **D7/554.2; D7/560**

(58) **Field of Classification Search** D7/542,
D7/545, 550.1, 555, 552.1, 553.1, 553.6,
D7/554.2, 565, 584, 586, 300, 587, 543, 601,
D7/602, 354, 356, 360, 376, 380, 553.2, 647,
D7/553.7, 544, 538, 566, 646, 553.8, 554.1,
D7/557, 560, 701, 707; 220/904, 23.83,
220/574, 212, 657, 659, 755, 771, 573.1,
220/573.4, 573.5; D24/224, 227, 231, 232
See application file for complete search history.

(56) **References Cited**

U.S. PATENT DOCUMENTS

2,042,070 A * 5/1936 McCaskell 426/420
D260,840 S * 9/1981 Lieberman D7/584
D312,025 S * 11/1990 Antoni et al. D7/554.2

D314,310 S * 2/1991 Pyle D7/543
D361,696 S * 8/1995 Wolfenden D7/584
D391,449 S * 3/1998 Toth et al. D7/554.2
D437,527 S * 2/2001 Littlejohn et al. D7/554.2
D438,050 S * 2/2001 Huntzinger D7/354
D450,539 S * 11/2001 Benson D7/585
D452,118 S * 12/2001 Benson D7/586
D495,561 S * 9/2004 Swoboda D7/551.1
D525,832 S * 8/2006 Hayes et al. D7/570
D528,867 S * 9/2006 Hayes et al. D7/570

* cited by examiner

Primary Examiner—Ian Simmons

Assistant Examiner—Charles Hanson

(74) *Attorney, Agent, or Firm*—Adam K. Sacharoff; Much
Shelist

(57) **CLAIM**

The ornamental design for the serving tray, as shown and
described.

DESCRIPTION

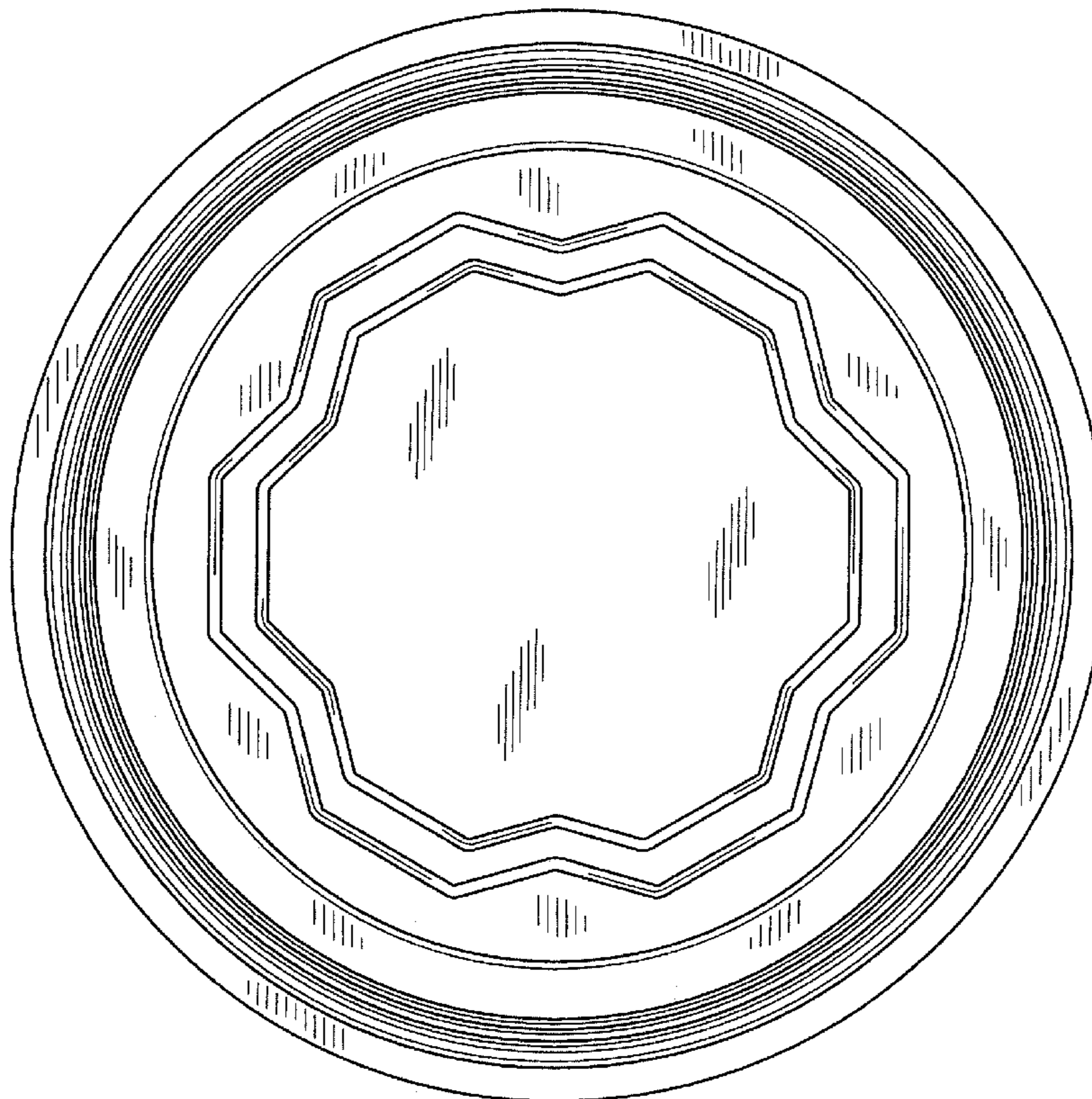
FIG. 1 is a front elevational perspective view of a serving
tray showing the new design;

FIG. 2 is side view of the tray shown in FIG. 1;

FIG. 3 is a top view of the tray shown in FIG. 1; and,

FIG. 4 is a bottom view of the tray shown in FIG. 1.

1 Claim, 3 Drawing Sheets



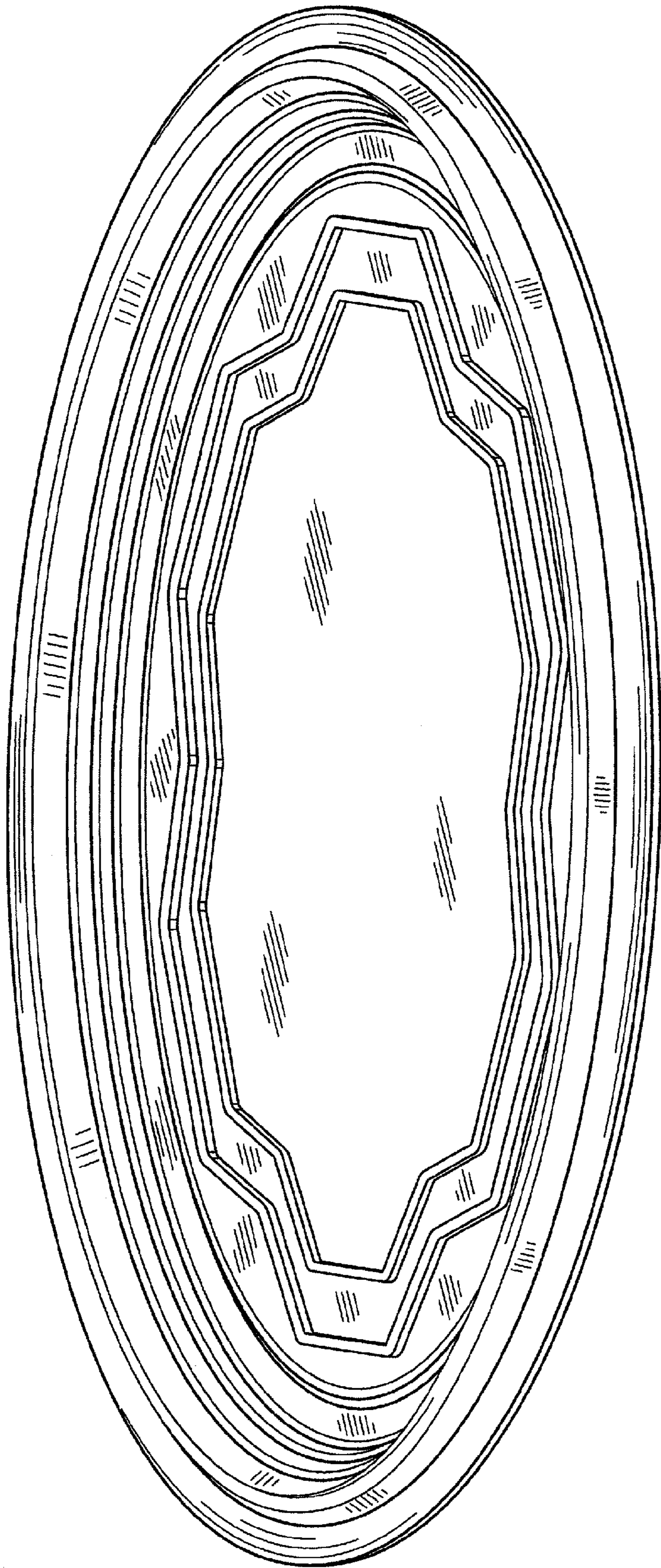


FIG. 1

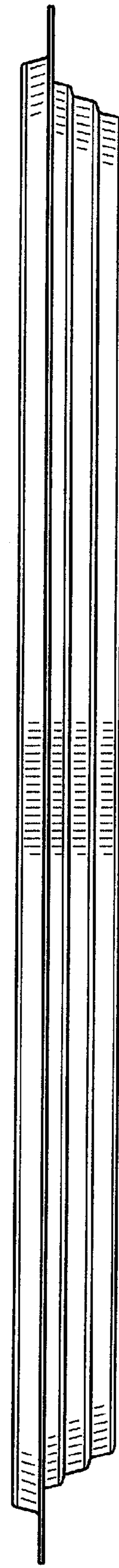


FIG. 2

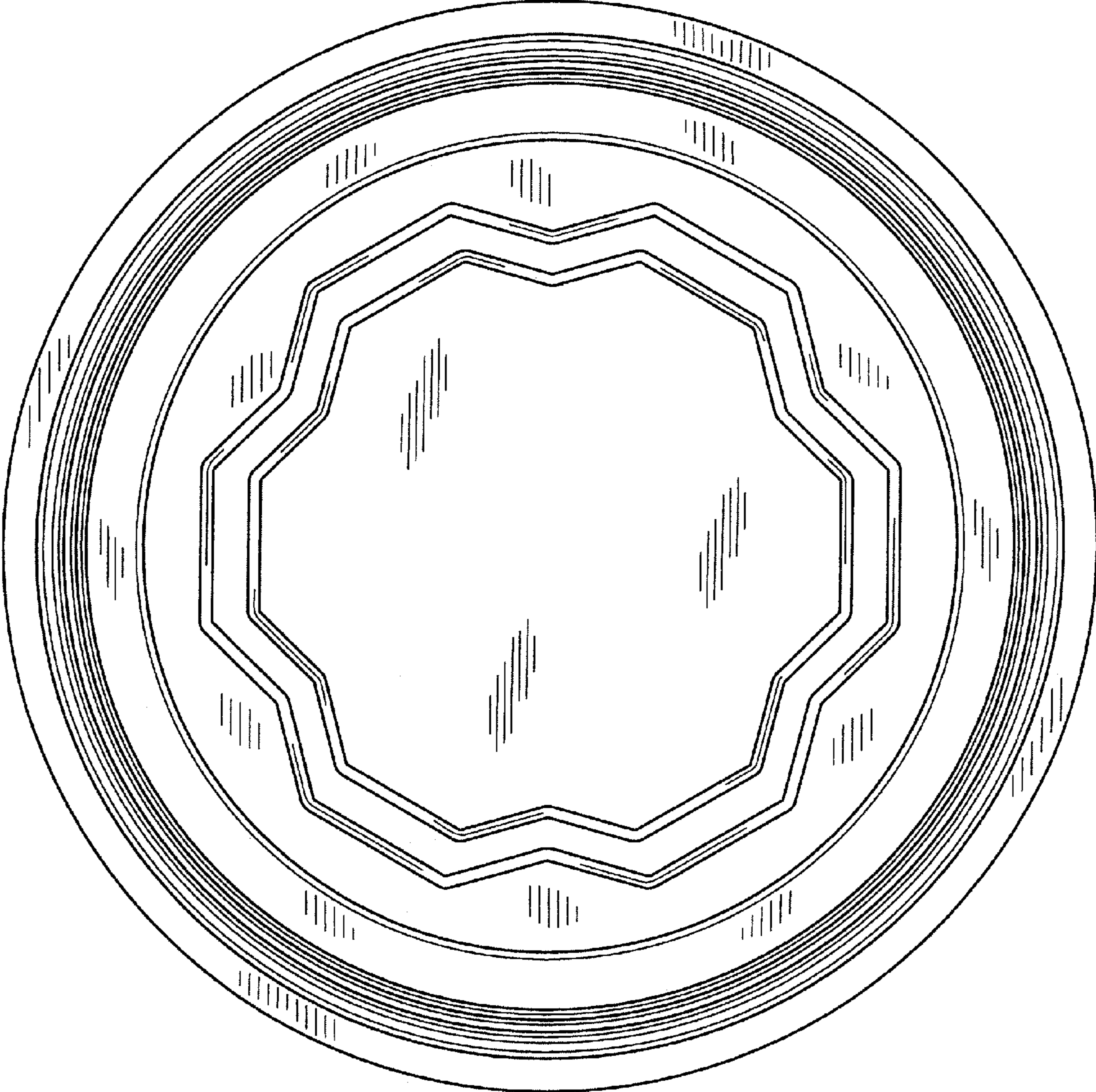


FIG. 3

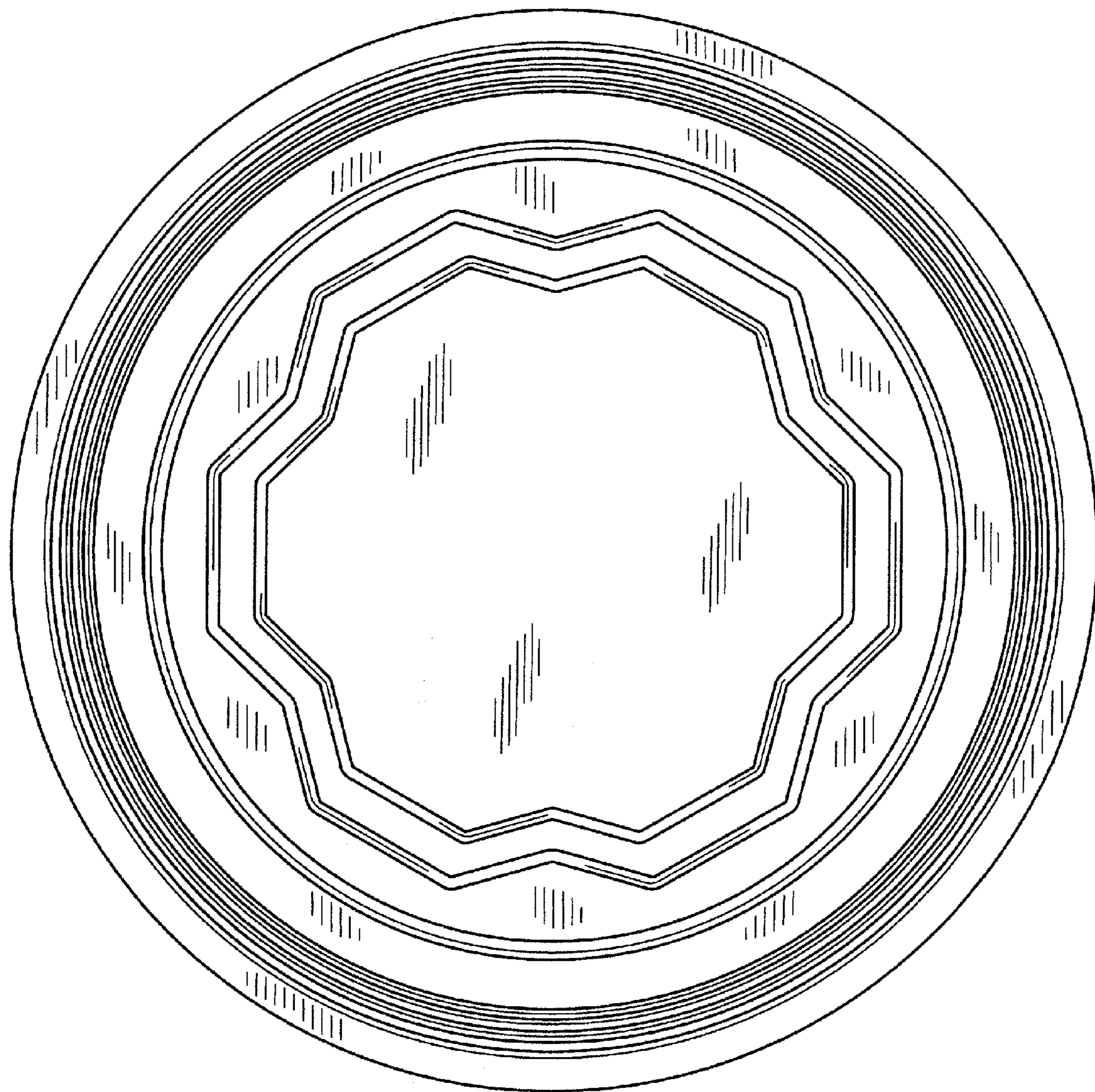


FIG. 4