



US00D551500S

(12) **United States Design Patent**
Pino et al.

(10) **Patent No.:** **US D551,500 S**

(45) **Date of Patent:** **** Sep. 25, 2007**

(54) **COOKTOP GRATES**

D530,972 S * 10/2006 Park D7/340

(75) Inventors: **Giovanni Pino**, Delray Beach, FL (US);
Allen D. Wong, Benton Harbor, MI
(US); **Eric C. Irwin**, St. Joseph, MI
(US); **Ryan L. Wilday**, San Diego, CA
(US); **Peter D. Wendel**, Monroe, WA
(US)

* cited by examiner

Primary Examiner—Robert A. Delehanty
(74) *Attorney, Agent, or Firm*—Tara Hartman; John F.
Colligan

(73) Assignee: **Whirlpool Corporation**, Benton
Harbor, MI (US)

(57) **CLAIM**

The ornamental design for cooktop grates, as shown and
described.

(**) Term: **14 Years**

(21) Appl. No.: **29/233,879**

(22) Filed: **Jul. 11, 2005**

DESCRIPTION

(51) **LOC (8) Cl.** **07-02**

(52) **U.S. Cl.** **D7/408**

(58) **Field of Classification Search** D7/340,
D7/346, 408–409; D23/397, 346–347, 402;
219/450.1; 126/540, 152 R

FIG. 1 is a front perspective view of the design of the
cooktop grates;

FIG. 2 is a top elevational view thereof;

FIG. 3 is front elevational view thereof; and,

FIG. 4 is right side elevational view with the left side being
a mirror image thereof.

See application file for complete search history.

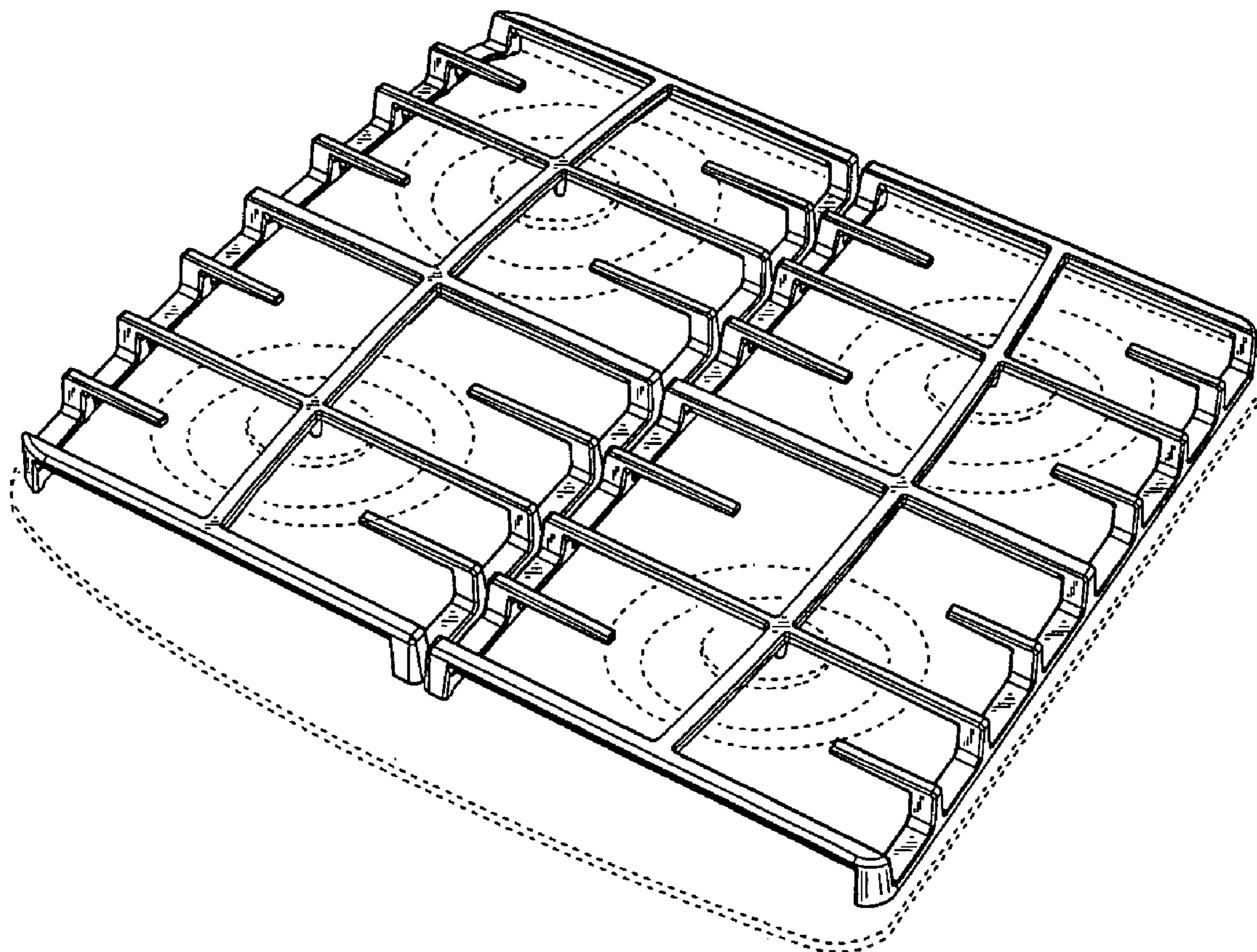
The portion shown in broken lines is for illustrative purposes
only and does not form any part of the invention.

(56) **References Cited**

U.S. PATENT DOCUMENTS

2,430,079 A * 11/1947 Reeves 126/214 C

1 Claim, 3 Drawing Sheets



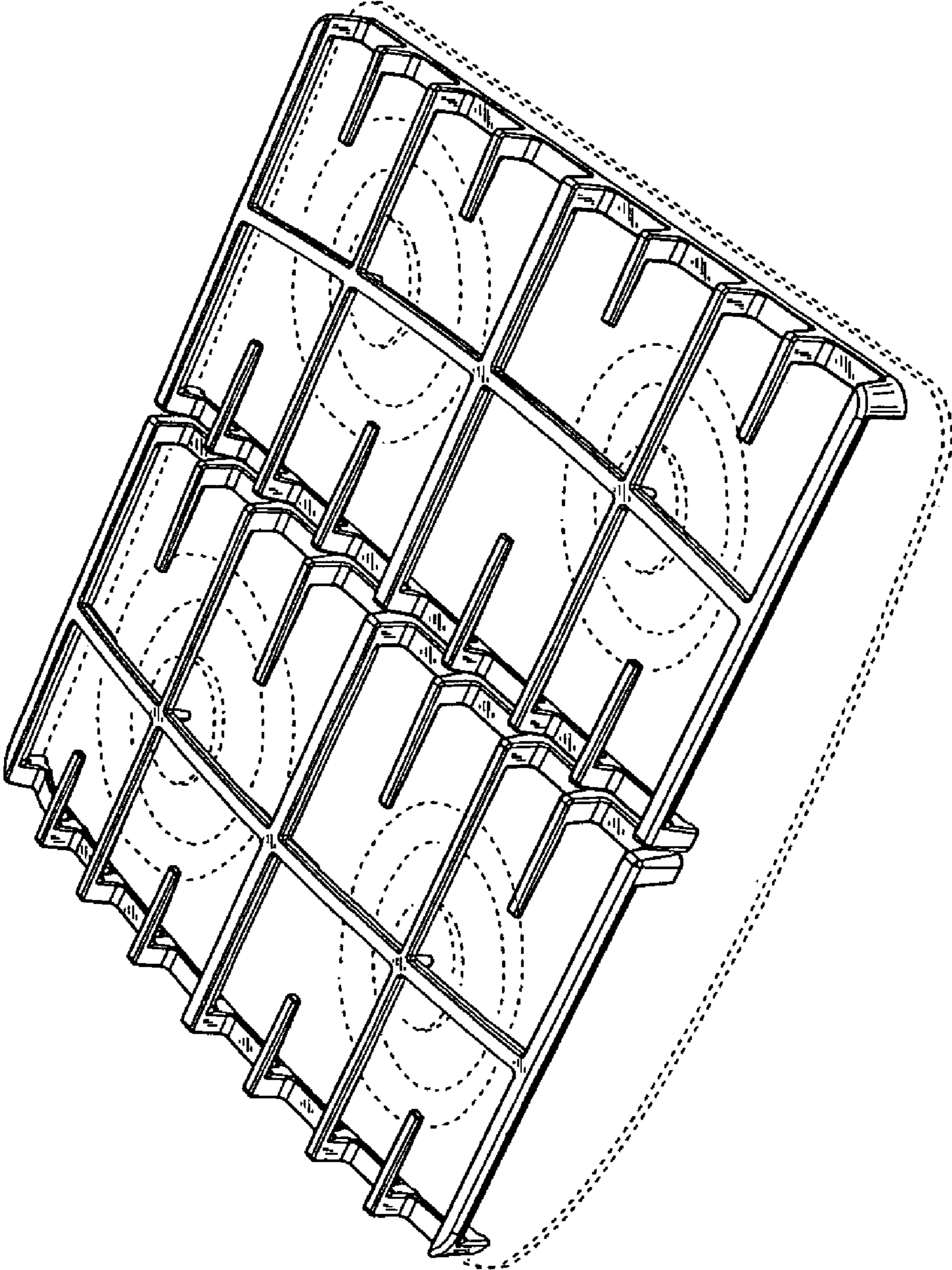


Fig. 1

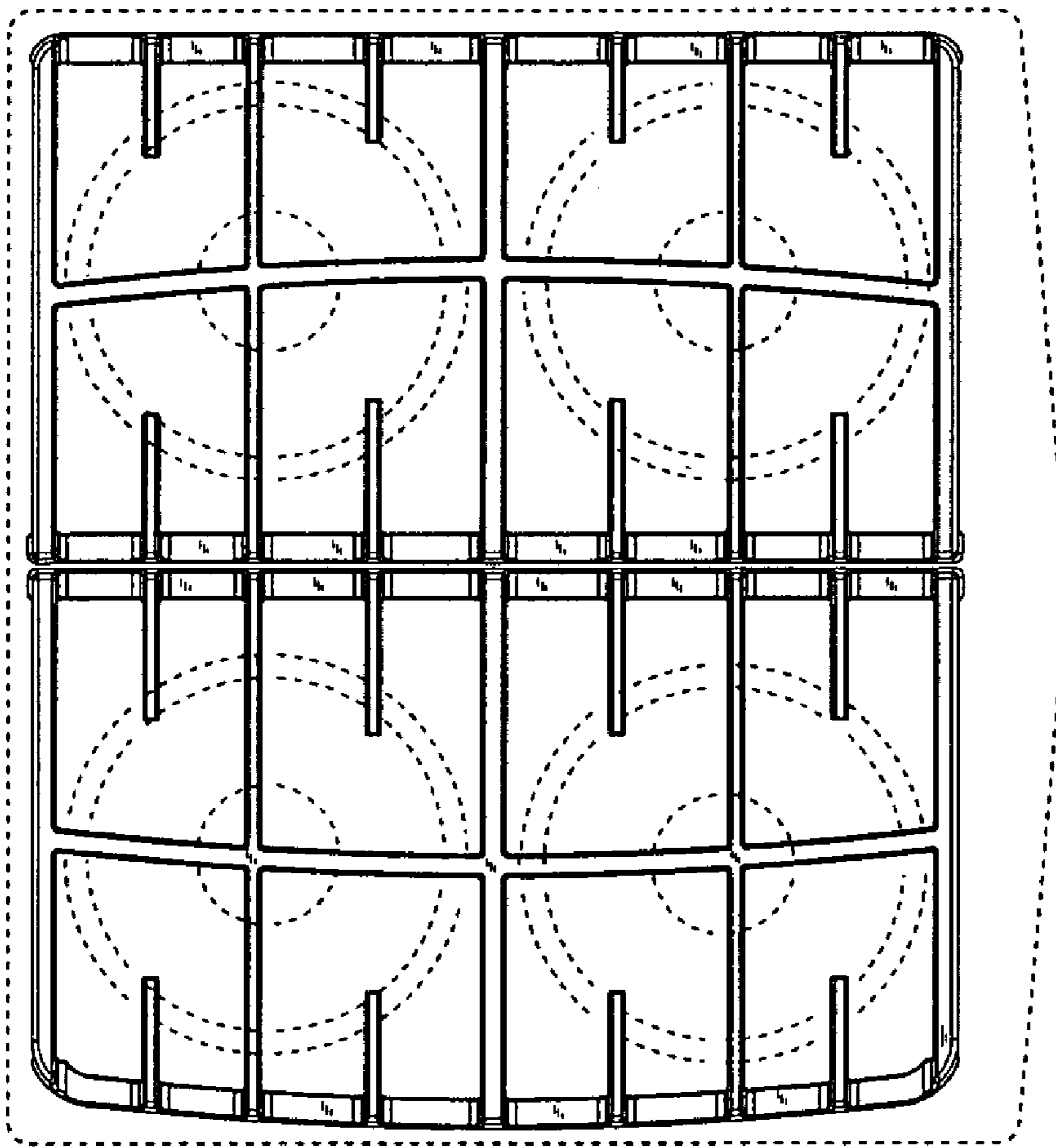


Fig. 2



Fig. 3



Fig. 4