

US00D551498S

(12) **United States Design Patent**  
**Schmidt**

(10) **Patent No.:** **US D551,498 S**

(45) **Date of Patent:** **\*\* Sep. 25, 2007**

(54) **KNIFE**

D458,516 S \* 6/2002 Parlowski ..... D7/649  
D532,275 S \* 11/2006 Lin ..... D8/107

(76) Inventor: **Hans Jurgen Schmidt**, 8 Belnay La.,  
Montvale, NJ (US) 07645

\* cited by examiner

(\*\*) Term: **14 Years**

*Primary Examiner*—Holly H. Baynham

*Assistant Examiner*—Cynthia M. Chin

(21) Appl. No.: **29/251,201**

(74) *Attorney, Agent, or Firm*—Sills Cummis Epstein &  
Gross

(22) Filed: **Jan. 5, 2006**

(57) **CLAIM**

(51) **LOC (8) Cl.** ..... **07-02**

The ornamental design for a knife, as shown and described.

(52) **U.S. Cl.** ..... **D7/395**

(58) **Field of Classification Search** ..... D7/393–395,  
D7/381, 688, 690–693, 696, 649–652; D8/107,  
D8/307; D4/138, 129; 16/110.1, 430, 431;  
30/340

**DESCRIPTION**

See application file for complete search history.

FIG. 1 is a front-side elevational view of the knife showing  
my new design;

FIG. 2 is a rear-side elevational view thereof;

FIG. 3 is a front-end perspective view thereof;

FIG. 4 is a rear-end perspective view thereof;

FIG. 5 is a side elevational view thereof;

FIG. 6 is a top plan view thereof; and,

FIG. 7 is a bottom plan view thereof.

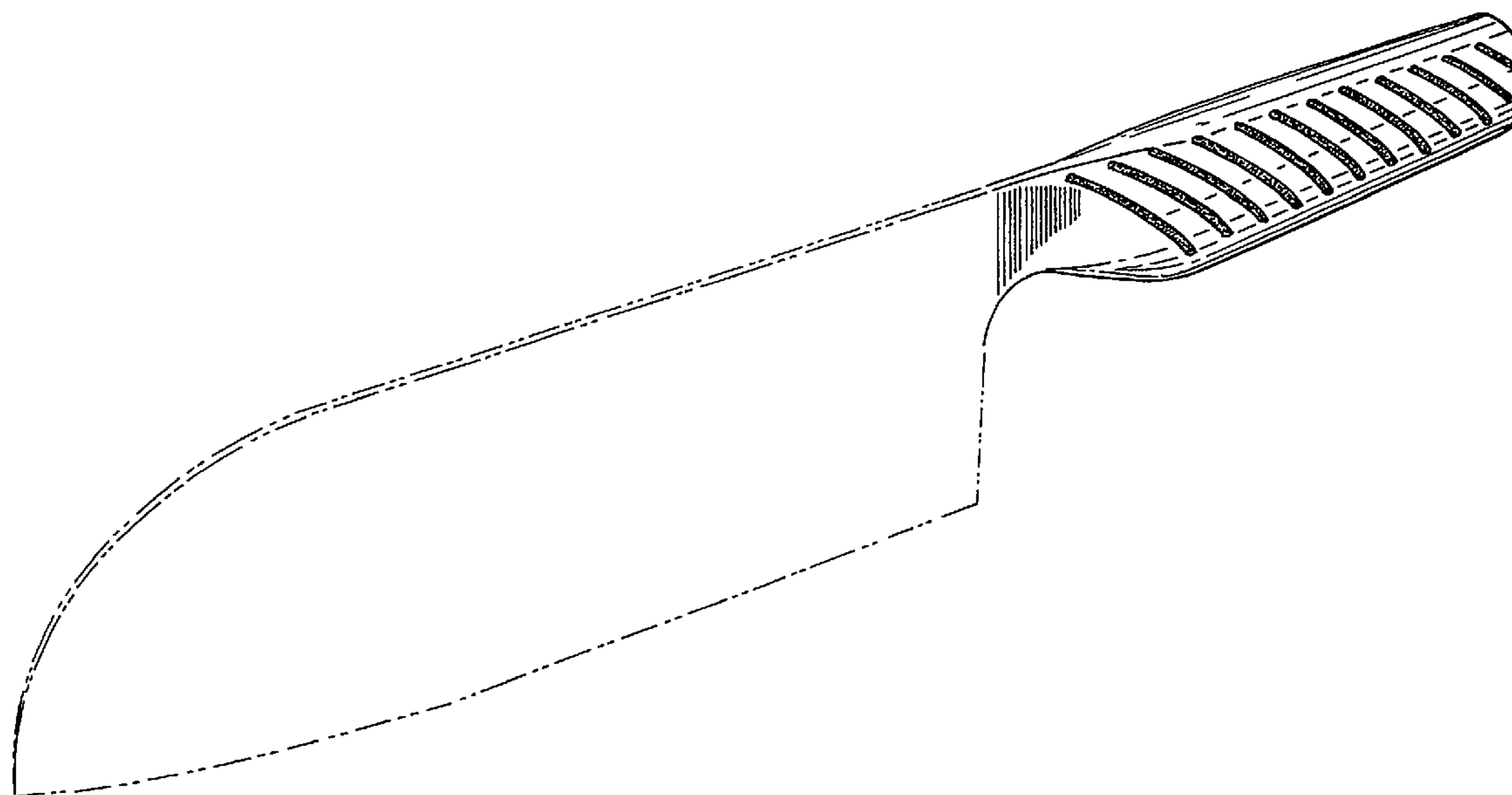
The broken lines are for illustrative purposes only and form  
no part of the claimed design.

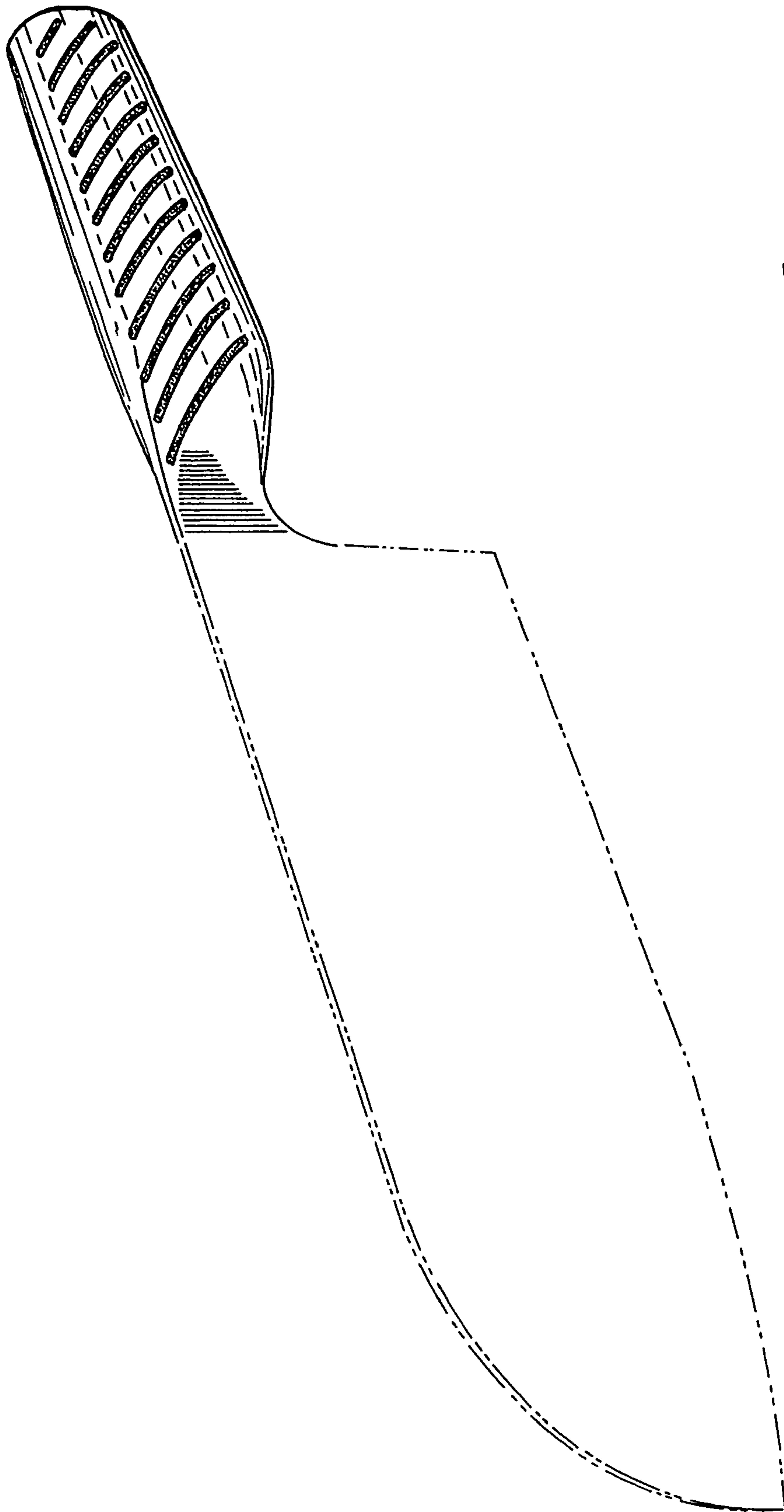
(56) **References Cited**

**U.S. PATENT DOCUMENTS**


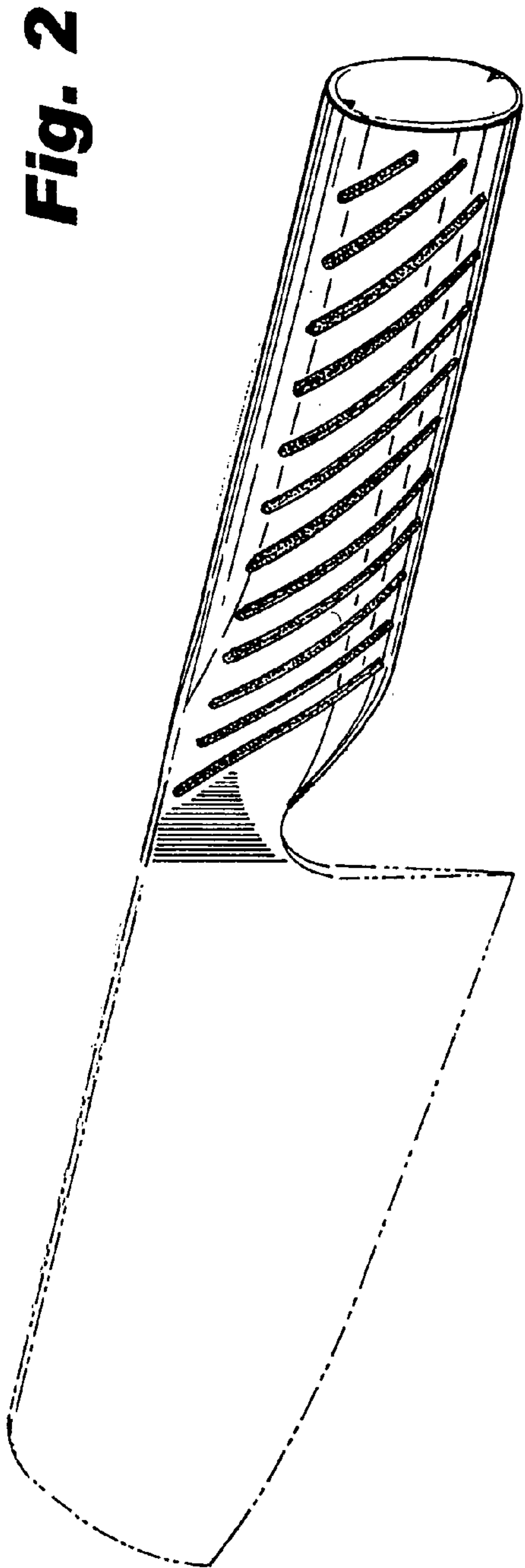
D172,132 S *	5/1954	Dalessandro	.....	D7/649
D233,122 S *	10/1974	Fanzzo	.....	D7/652
D303,748 S *	10/1989	Yamagishi	.....	D7/649
D333,239 S *	2/1993	Pogue	.....	D7/649
D420,258 S *	2/2000	Leo et al.	.....	D7/649
D424,399 S *	5/2000	Staton	.....	D8/107
D446,689 S *	8/2001	Van Leeuwen	.....	D7/649
D458,511 S *	6/2002	Rorke	.....	D7/395

**1 Claim, 3 Drawing Sheets**





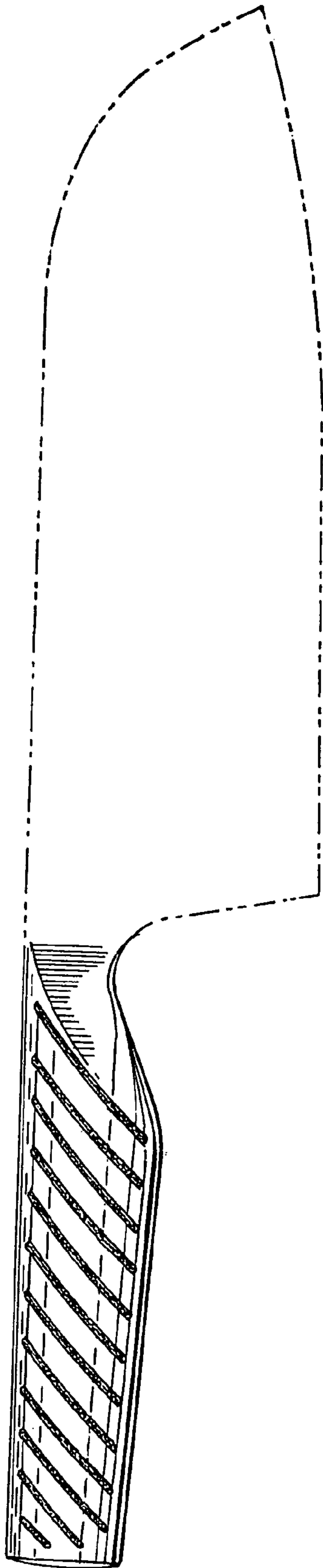
**Fig. 1**




**Fig. 2**

**Fig. 4**

**Fig. 3**



**Fig. 5**



**Fig. 6**



**Fig. 7**