



US00D551496S

(12) **United States Design Patent**
Ablo et al.

(10) **Patent No.:** **US D551,496 S**

(45) **Date of Patent:** **** Sep. 25, 2007**

(54) **COVER FOR A CONTAINER**

(75) Inventors: **Famia E. Ablo**, Orlando, FL (US);
Victor J. J. Cautereels, Ranst (BE)

(73) Assignee: **Dart Industries Inc.**, Orlando, FL (US)

(**) Term: **14 Years**

(21) Appl. No.: **29/263,483**

(22) Filed: **Jul. 24, 2006**

(51) **LOC (8) Cl.** **07-02**

(52) **U.S. Cl.** **D7/392.1**

(58) **Field of Classification Search** D7/316-319,
D7/391-392.1, 396.2, 510-511, 538, 540-542,
D7/629; D9/435, 440, 444, 447, 449-450,
D9/454, 503-504; 215/211, 200, 224; 220/700,
220/701, 703, 711, 713-715, 719

See application file for complete search history.

(56) **References Cited**

U.S. PATENT DOCUMENTS

4,561,562	A	12/1985	Trombly	
D335,428	S	5/1993	Picozza et al.	
D354,655	S	1/1995	Daenen et al.	
5,868,273	A	2/1999	Daenen et al.	
D419,829	S *	2/2000	Wilson et al. D7/629
D420,548	S *	2/2000	Loew et al. D7/392.1
6,170,696	B1	1/2001	Tucker et al.	
D443,184	S	6/2001	Maxwell et al.	
D448,288	S	9/2001	Zettle et al.	

D465,382	S *	11/2002	Wolf et al. D7/392.1
D483,232	S	12/2003	Liu	
D485,468	S *	1/2004	Roth et al. D7/392.1
D485,473	S *	1/2004	Dais et al. D7/629
D490,278	S *	5/2004	Welsh D7/629
D501,754	S *	2/2005	Munson et al. D7/392.1
D502,049	S *	2/2005	Munson et al. D7/392.1
D502,060	S *	2/2005	Dais et al. D7/629

* cited by examiner

Primary Examiner—Holly H. Baynham

Assistant Examiner—Cynthia M. Chin

(74) *Attorney, Agent, or Firm*—John A. Doninger

(57) **CLAIM**

The ornamental design for a cover for a container, as shown and described.

DESCRIPTION

FIG. 1 is a top, right side and front perspective view of a cover for a container showing the new design;

FIG. 2 is a front elevation view thereof;

FIG. 3 is a rear elevation view thereof;

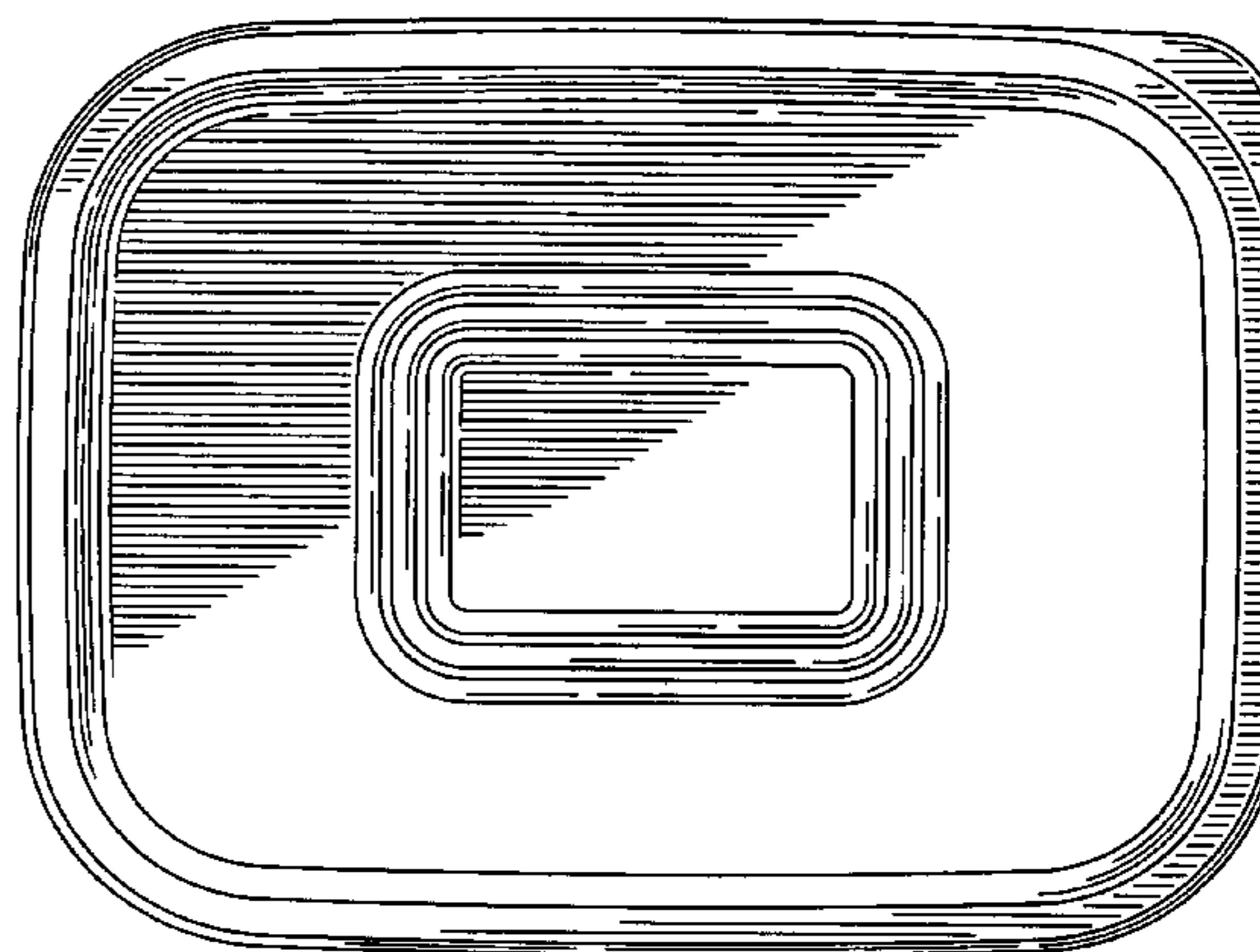
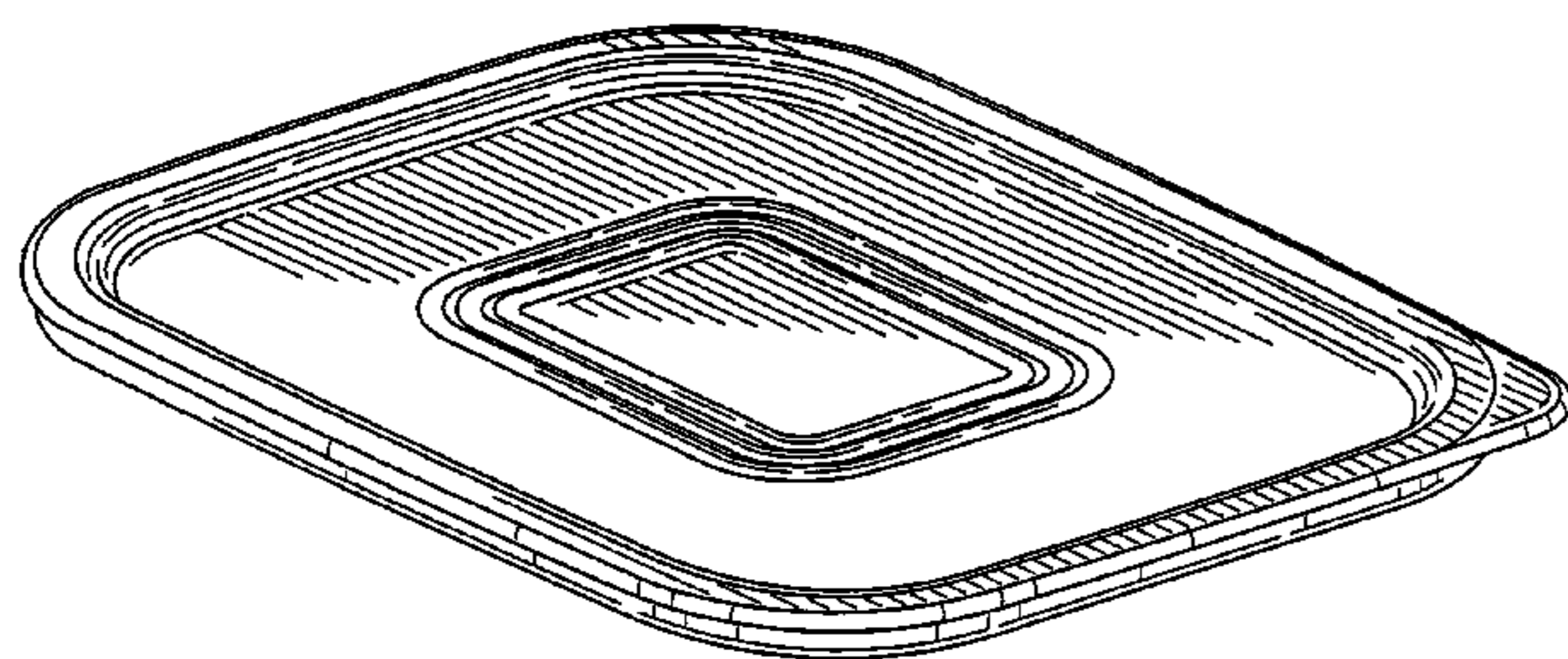
FIG. 4 is a right side elevation view thereof;

FIG. 5 is a left side elevation view thereof;

FIG. 6 is a top plan view thereof; and,

FIG. 7 is a bottom plan view thereof.

1 Claim, 4 Drawing Sheets



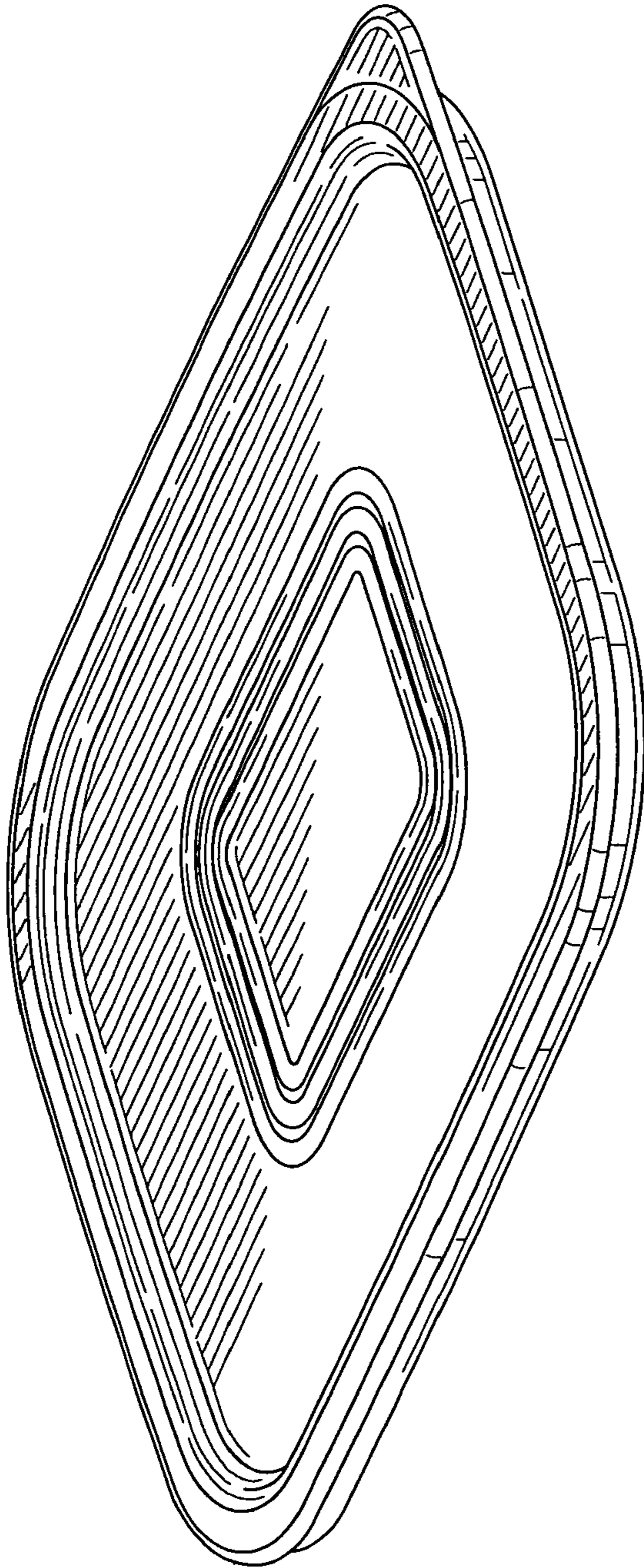


FIG. 1



FIG. 2




FIG. 3




FIG. 4




FIG. 5

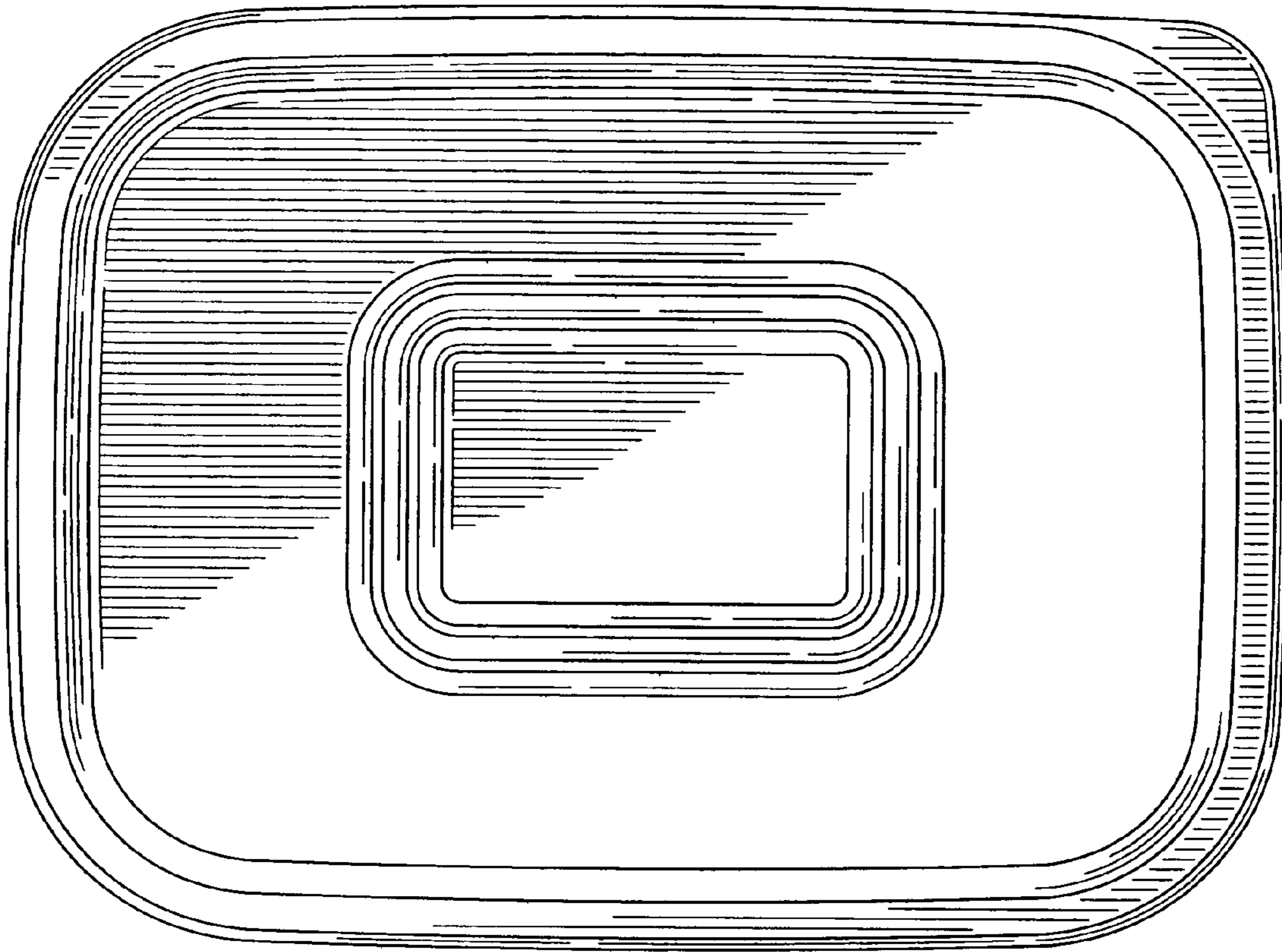


FIG. 6

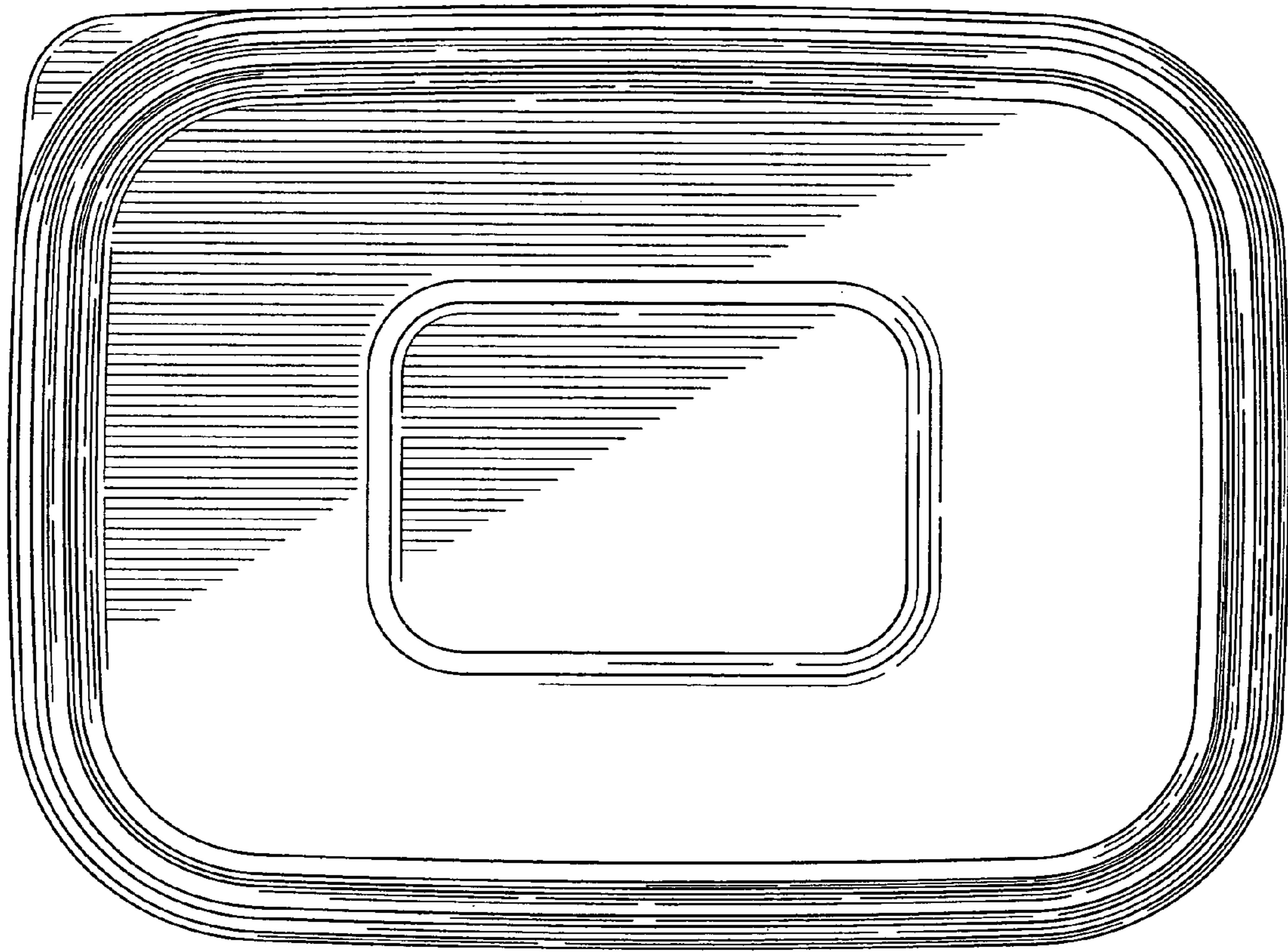


FIG. 7