



US00D551482S

(12) **United States Design Patent**
Goodman et al.

(10) **Patent No.:** **US D551,482 S**

(45) **Date of Patent:** **** Sep. 25, 2007**

(54) **VERTICAL PLATE RACK**

(75) Inventors: **Sheldon H. Goodman**, Solon, OH
(US); **Robert L. Blackadar**, Medina,
OH (US)

(73) Assignee: **Spectrum Diversified Designs, Inc.**,
Streetsboro, OH (US)

(**) Term: **14 Years**

(21) Appl. No.: **29/243,517**

(22) Filed: **Nov. 23, 2005**

(51) **LOC (8) Cl.** **06-04**

(52) **U.S. Cl.** **D6/566**

(58) **Field of Classification Search** D6/566,
D6/567, 569, 570; D8/349, 354, 367, 370,
D8/372, 373; 211/13.1, 41.1, 41.2, 41.4,
211/181.1; 248/302, 309.1, 311.2, 489, 490
See application file for complete search history.

(56) **References Cited**

U.S. PATENT DOCUMENTS

D392,140 S * 3/1998 Goodman D6/553
D396,372 S * 7/1998 Goodman D6/566
D406,979 S * 3/1999 Goodman D6/566

D414,640 S * 10/1999 Goodman D6/566
D414,970 S * 10/1999 Goodman D6/566
D431,953 S * 10/2000 Walters-Dowding
et al. D6/566
D436,486 S * 1/2001 Janis D6/566
D495,548 S * 9/2004 Goodman et al. D6/566

* cited by examiner

Primary Examiner—Brian N Vinson

(74) *Attorney, Agent, or Firm*—Pearne & Gordon LLP

(57) **CLAIM**

The ornamental design for a vertical plate rack, as shown and described.

DESCRIPTION

FIG. 1 is a perspective view of a vertical plate rack, showing our new design;

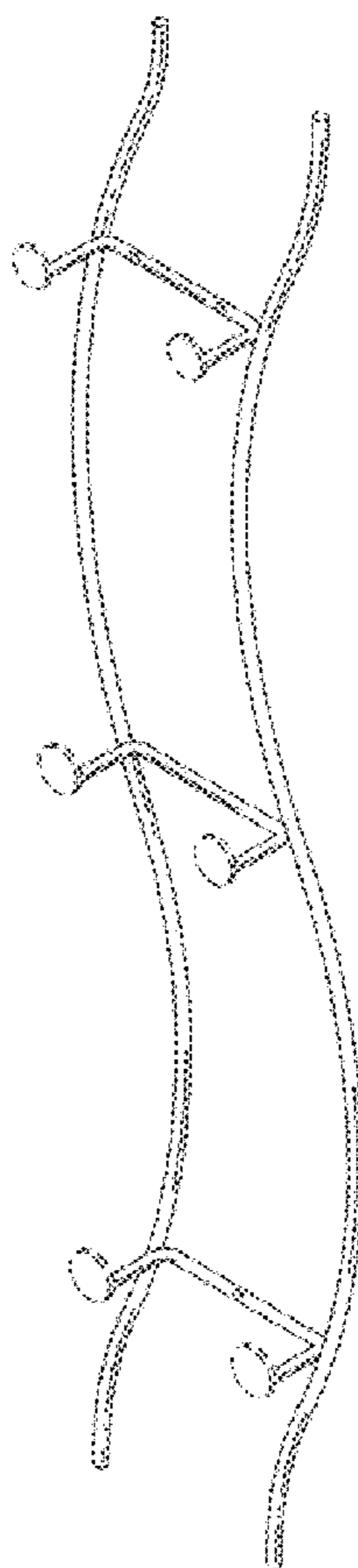
FIG. 2 is a front elevational view thereof;

FIG. 3 is a top plan view thereof; and,

FIG. 4 is a side elevational view thereof.

The broken-line disclosure of elements in the views is for illustrative purposes only and forms no part of the claimed design.

1 Claim, 2 Drawing Sheets



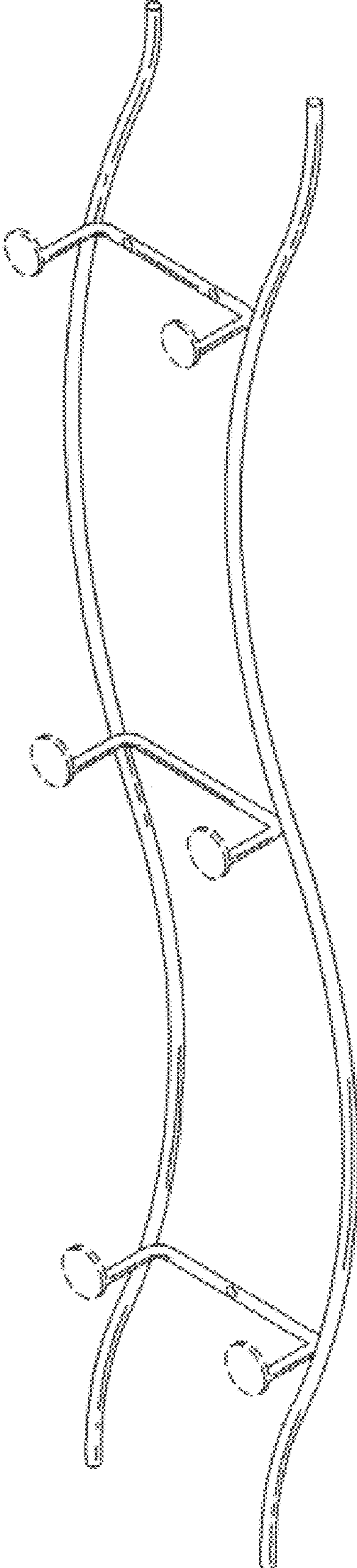


Fig. 1

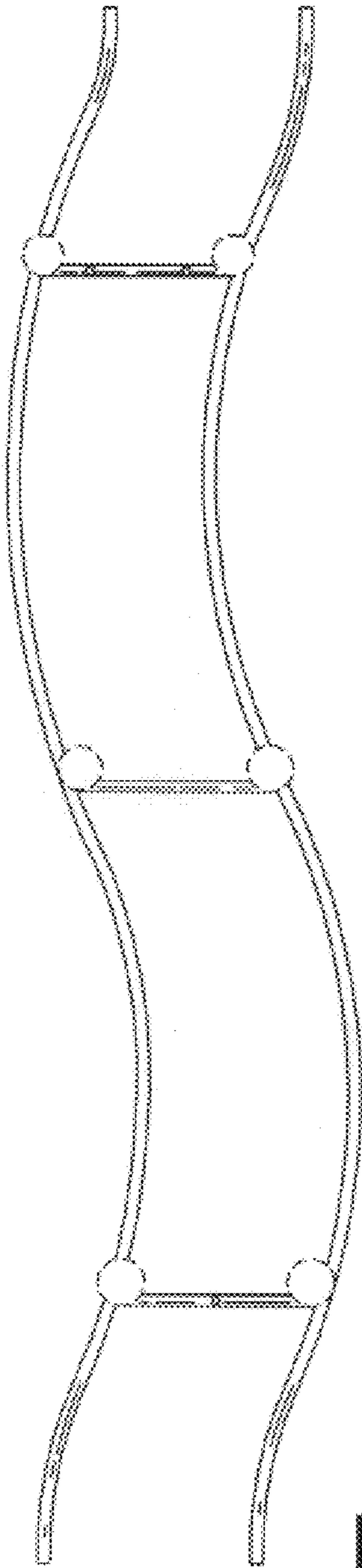


Fig. 2

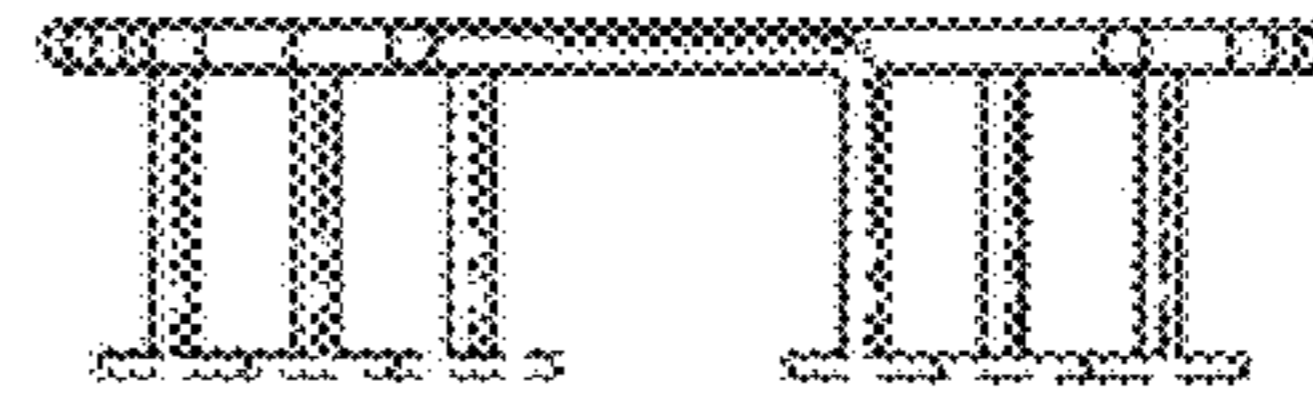


Fig. 3

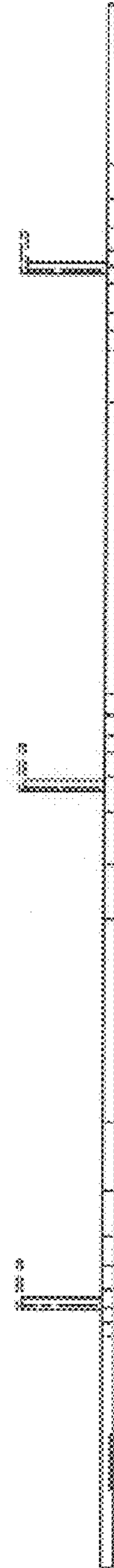


Fig. 4