



US00D551478S

(12) **United States Design Patent**
Dretzka

(10) **Patent No.:** **US D551,478 S**

(45) **Date of Patent:** **** Sep. 25, 2007**

(54) **WALL MOUNT PAPER TOWEL HOLDER**

(75) Inventor: **Philip C. Dretzka**, Cleveland Heights, OH (US)

(73) Assignee: **InterDesign, Inc.**, Solon, OH (US)

(**) Term: **14 Years**

(21) Appl. No.: **29/243,544**

(22) Filed: **Nov. 23, 2005**

(51) **LOC (8) Cl.** **23-02**

(52) **U.S. Cl.** **D6/522**

(58) **Field of Classification Search** D6/515-523;
D3/201; 206/389, 391, 407, 409; 312/34.1,
312/34.8; 211/16, 85.5, 59.2; 221/92, 97,
221/185, 282-284; 242/159, 160.2, 550,
242/560, 590, 595, 588, 598

See application file for complete search history.

(56) **References Cited**

U.S. PATENT DOCUMENTS

D264,406 S *	5/1982	Arnott	D6/522
D326,580 S *	6/1992	Brazis	D6/522
D327,192 S *	6/1992	Geuvjehizian	D6/518
D416,724 S *	11/1999	Upham	D6/518
D424,852 S *	5/2000	Winter	D6/518
D426,992 S *	6/2000	Walker	D6/522
D448,224 S *	9/2001	Voyer	D6/519
D460,650 S	7/2002	Snell		
D461,082 S	8/2002	Snell		

OTHER PUBLICATIONS

InterDesign, Inc. Product Brochure—2004, pp. 9, 10.
InterDesign, Inc. Product Brochure—2003, pp. 43, 46.

InterDesign, Inc. Product Brochure—2002, p. 45.

InterDesign, Inc. Product Brochure—2001, p. 9.

InterDesign, Inc. Product Brochure—2000, pp. 38, 39, 40.

* cited by examiner

Primary Examiner—Brian N Vinson

(74) *Attorney, Agent, or Firm*—D. Peter Hochberg; Sean Mellino

(57) **CLAIM**

The ornamental design for a wall mount paper towel holder, as shown and described.

DESCRIPTION

FIG. 1 is a perspective view of the wall mount paper towel holder according to the invention;

FIG. 2 is a top view of the wall mount paper towel holder as shown in FIG. 1;

FIG. 3 is a front view of the wall mount paper towel holder as shown in FIG. 1;

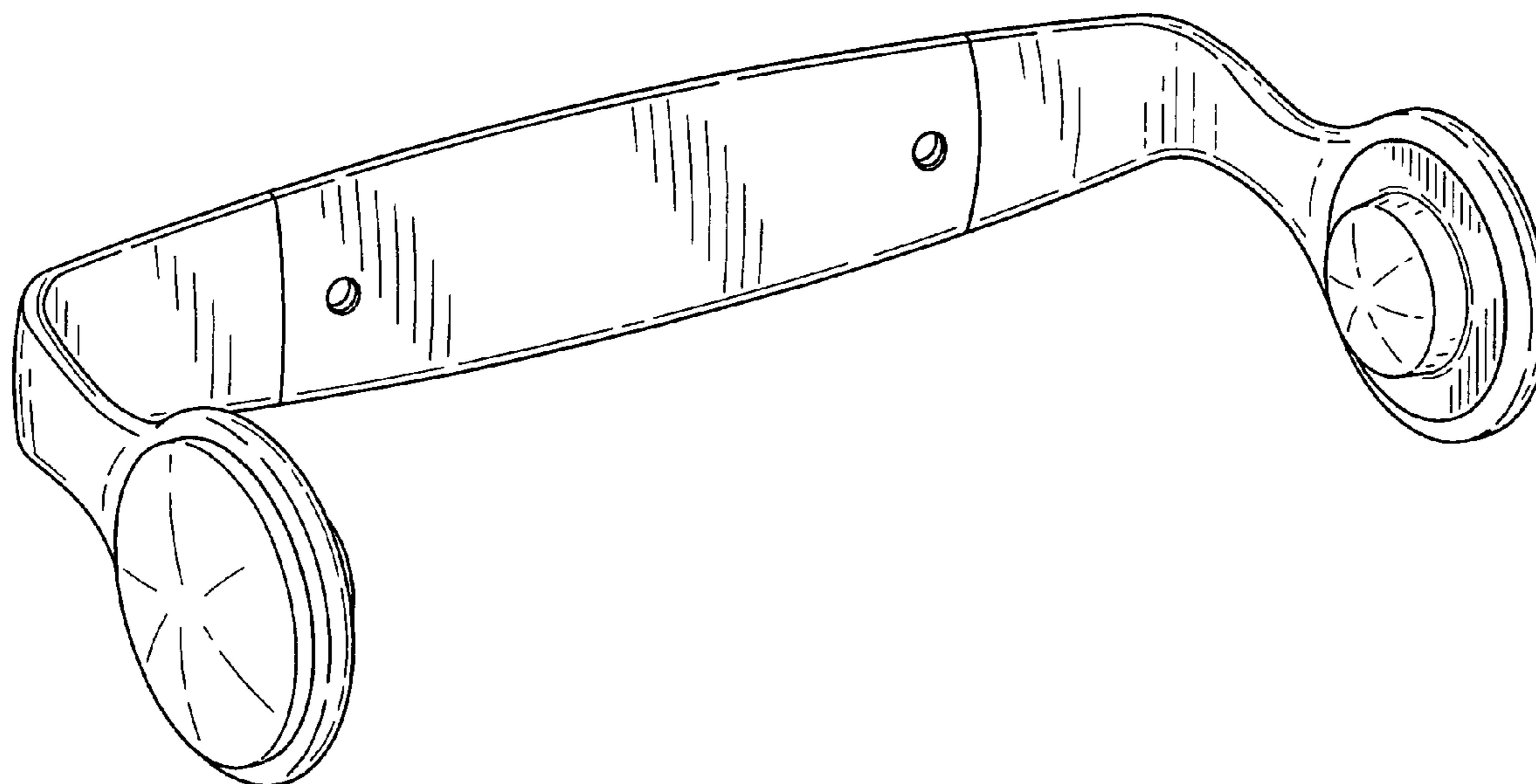
FIG. 4 is a side view of the wall mount paper towel holder as shown in FIG. 1;

FIG. 5 is a rear view of the wall mount paper towel holder as shown in FIG. 1;

FIG. 6 is a side view of the wall mount paper towel holder as shown in FIG. 1, shown from the opposite side as that shown in FIG. 4; and,

FIG. 7 is a bottom view of the wall mount paper towel holder as shown in FIG. 1.

1 Claim, 3 Drawing Sheets



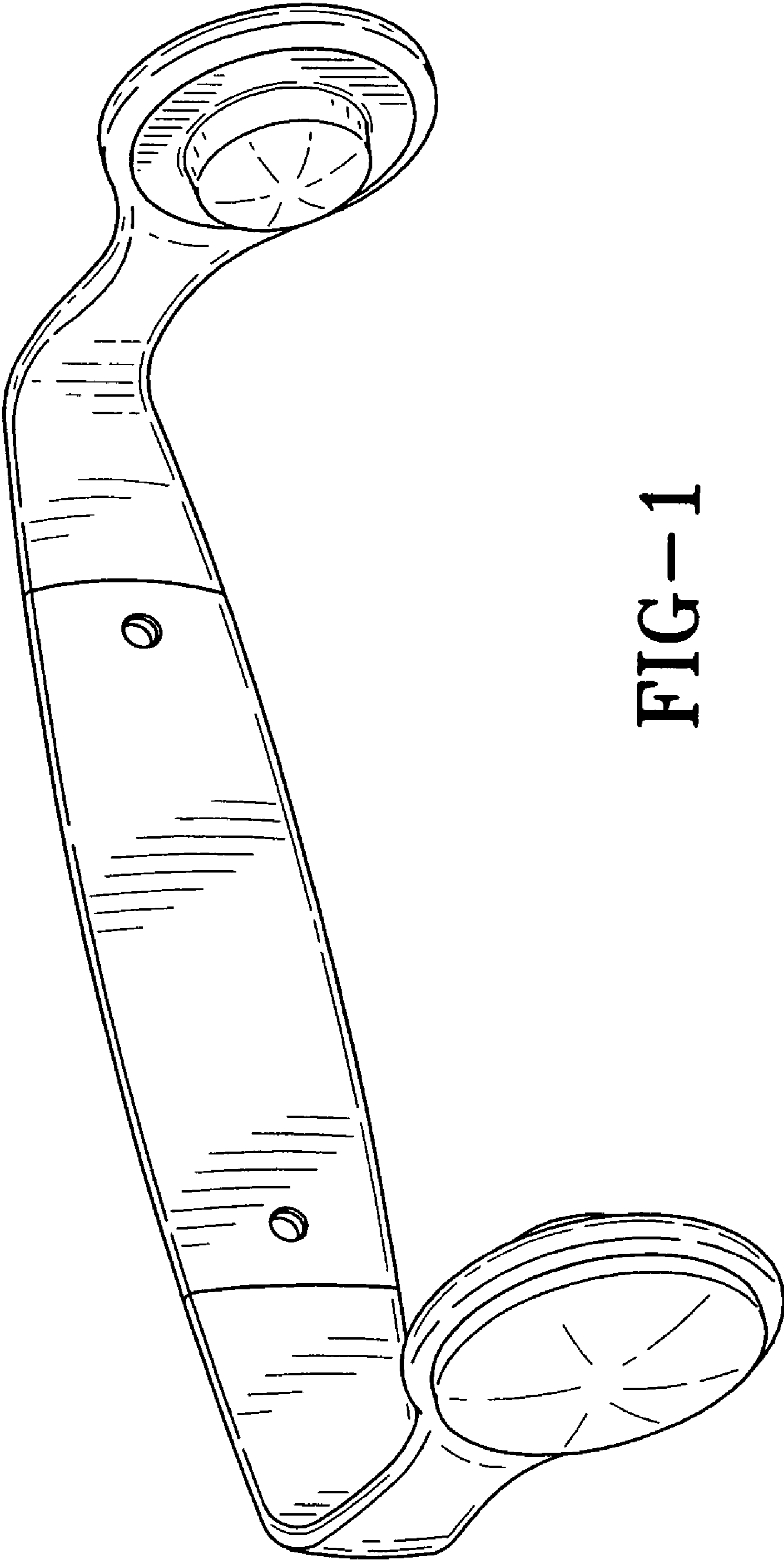


FIG-1




FIG-2

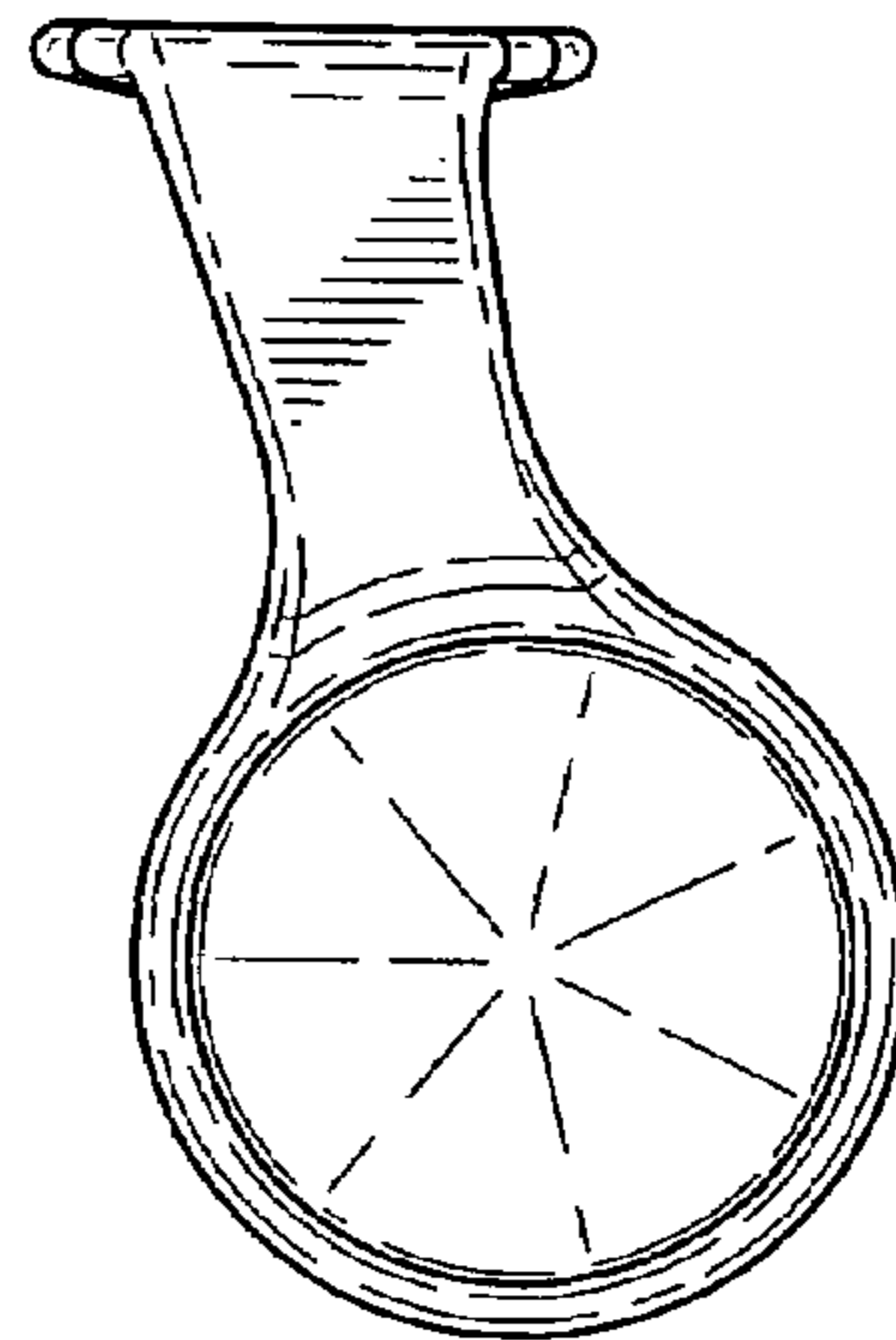


FIG-4

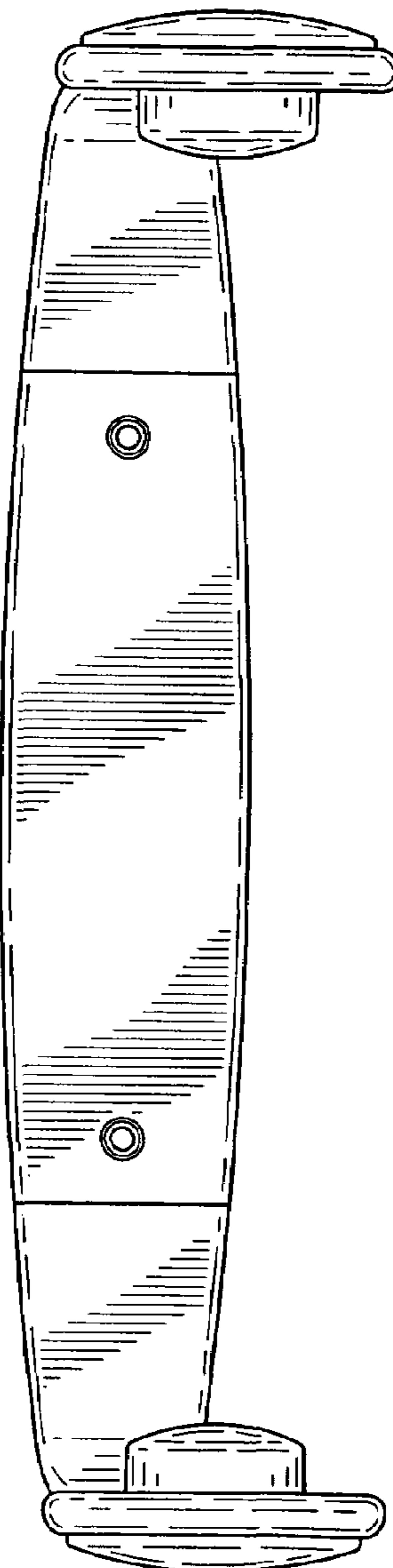


FIG-3

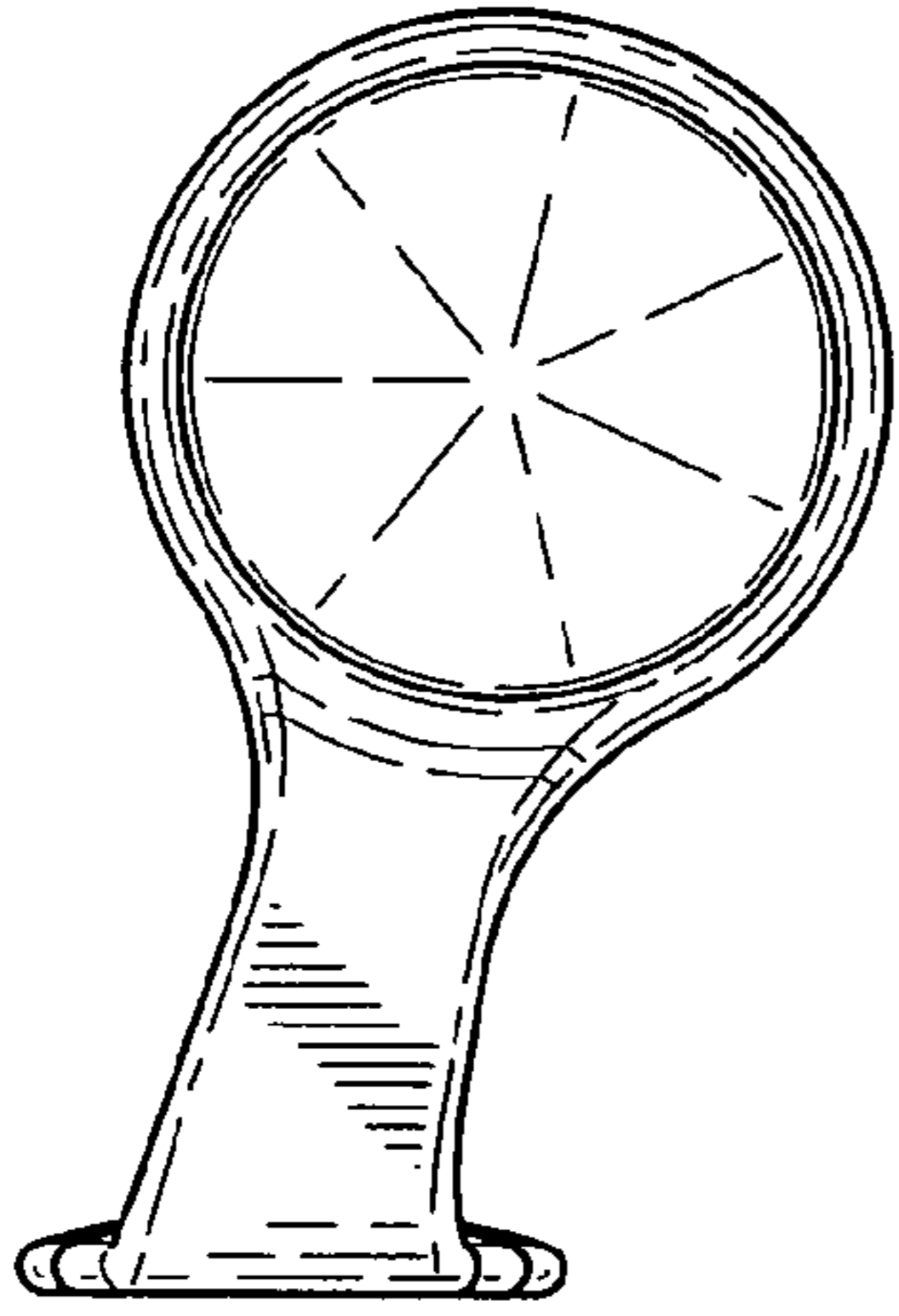


FIG-6

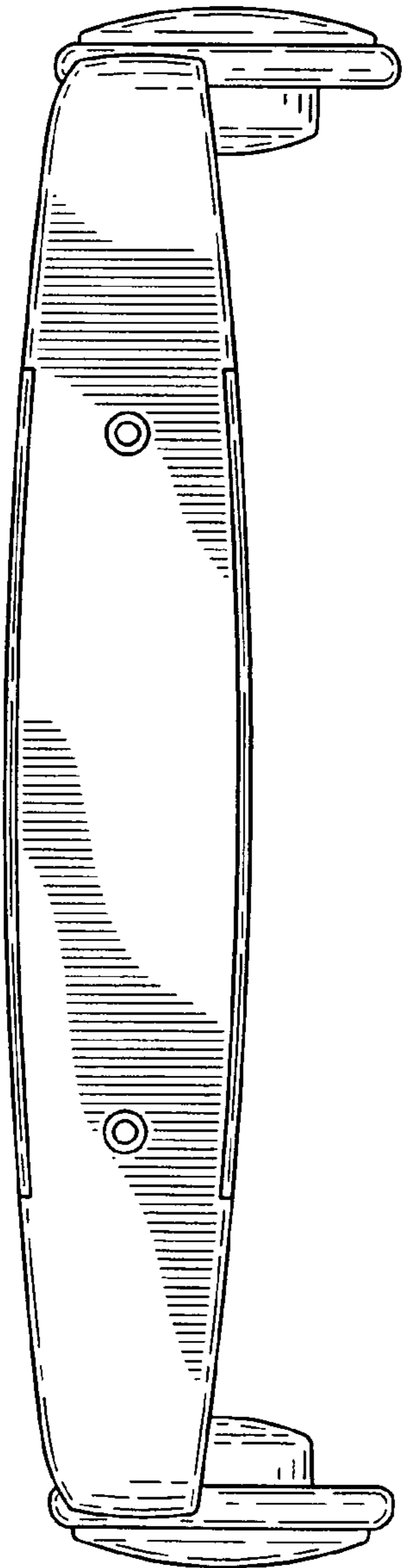


FIG-5

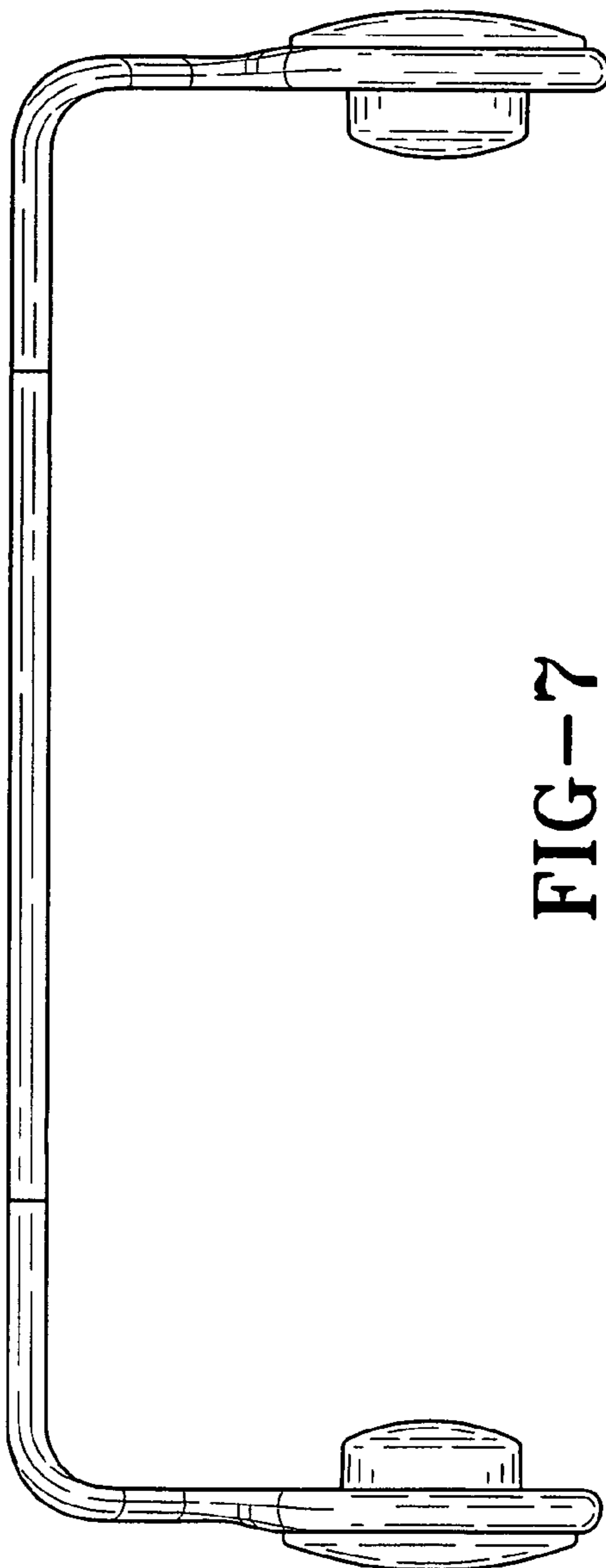


FIG-7