

US00D551473S

(12) **United States Design Patent**
Greiner

(10) **Patent No.:** **US D551,473 S**

(45) **Date of Patent:** **** Sep. 25, 2007**

(54) **CLOSET ORGANIZER**

D499,287 S * 12/2004 Clute D6/514
6,910,748 B1 6/2005 Fountain
7,001,003 B1 2/2006 Stone

(76) Inventor: **Lori Greiner**, 1301 Dearborn Pkwy.
Ste. 402, Chicago, IL (US) 60610

OTHER PUBLICATIONS

(**) Term: **14 Years**

Indoor: Closet: Clothing Storage: 4-Pc Closet-In-A-Bag at
website: www.improvementscatalog.com, dated Aug. 25,
2005.

(21) Appl. No.: **29/258,999**

Item Number H78475 sold before the filing date of the
subject application of QVC as seen at Website: www.qvc.
com/scripts/detail.dll?item=H78475&tmp=P19+cont=6+
cm_scid=PROM.

(22) Filed: **May 1, 2006**

Twirl-A-Tie at Website: 222.gadgetcorner.com, dated Aug.
25, 2005.

Related U.S. Application Data

(63) Continuation of application No. 11/248,367, filed on Oct.
12, 2005.

Twirl-A-Belt at website: www.gadgetcorner.com, dated
Aug. 25, 2005.

(51) **LOC (8) Cl.** **06-06**

(52) **U.S. Cl.** **D6/514**

(58) **Field of Classification Search** D6/513-514,
D6/553, 567; 206/278, 9, 286, 289; 211/10,
211/13.1, 85.3, 113

24-Pocket Organizer at website: www.gadgetcorner.com,
dated Aug. 25, 2005.

See application file for complete search history.

* cited by examiner

(56) **References Cited**

Primary Examiner—Brian N Vinson

(74) *Attorney, Agent, or Firm*—Fredrickson & Byron, P.A.

U.S. PATENT DOCUMENTS

1,101,849 A	6/1914	Hines	
2,326,064 A	8/1943	Pittman	
3,331,513 A	7/1967	Cappelli	
D262,666 S	* 1/1982	Tager	D6/513
4,838,625 A	6/1989	Taylor	
D355,085 S	* 2/1995	Wilhite et al.	D6/514
D369,261 S	* 4/1996	Brink	D6/514
D372,823 S	* 8/1996	Kerschreiter	D6/514
D382,747 S	8/1997	Dickinson et al.	
5,779,033 A	7/1998	Roegner	
5,957,308 A	9/1999	Zierenberg	
D416,734 S	* 11/1999	Lannon et al.	D6/553
D429,091 S	8/2000	Chen	
6,102,216 A	8/2000	Frank	
D438,412 S	* 3/2001	Dolan	D6/513
D465,363 S	* 11/2002	Ong	D6/514

(57) **CLAIM**

I claim the ornamental design for a closet organizer, as
shown and described.

DESCRIPTION

FIG. 1 is a perspective view of my new design for a closet
organizer;
FIG. 2 is a front elevation view thereof;
FIG. 3 is a rear elevation view thereof;
FIG. 4 is a left side elevation view thereof, the right side
elevation view is a mirror image of the left side elevation
view;
FIG. 5 is a top plan view thereof; and,
FIG. 6 is a bottom plan view thereof.

1 Claim, 3 Drawing Sheets

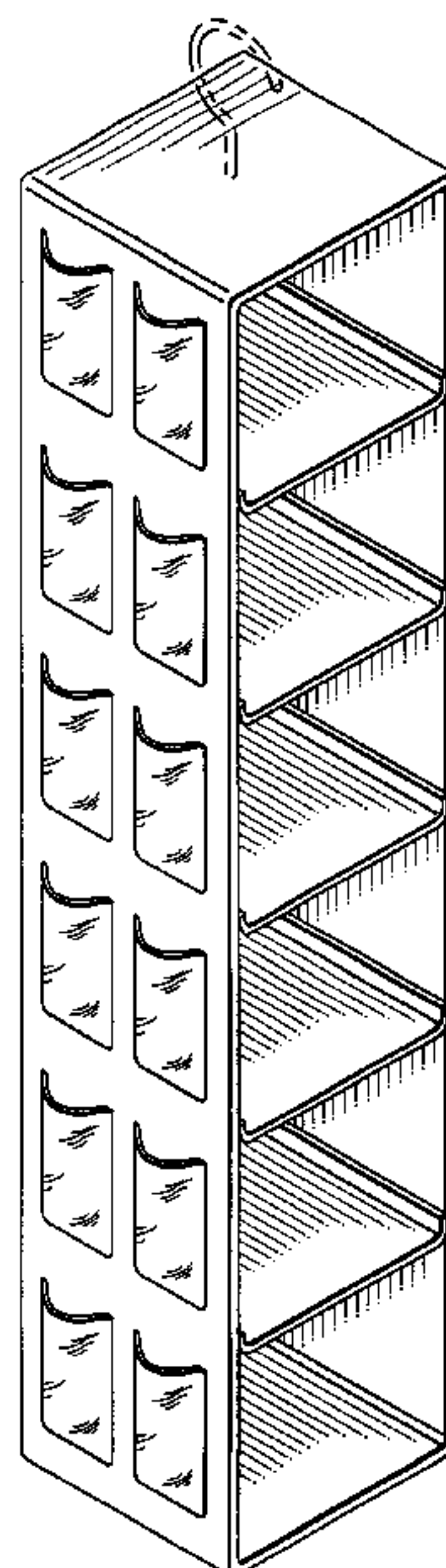


Fig. 1




Fig. 2




Fig. 3

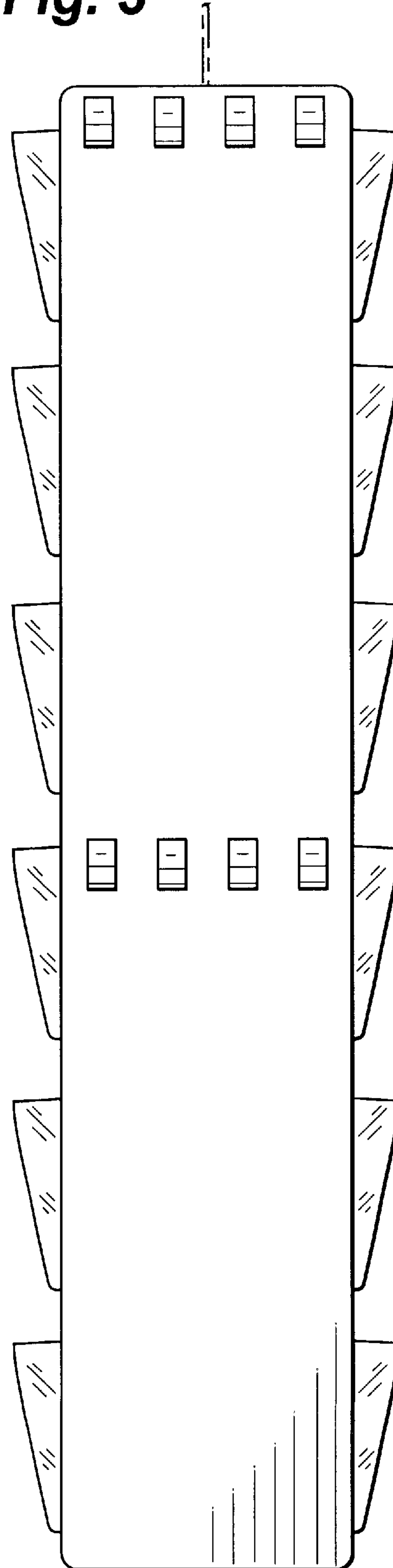


Fig. 4

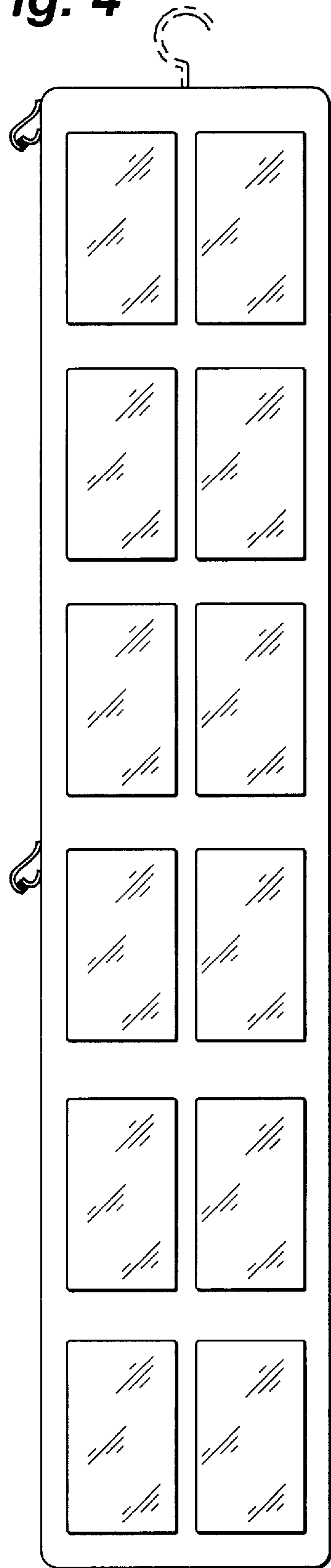


Fig. 5

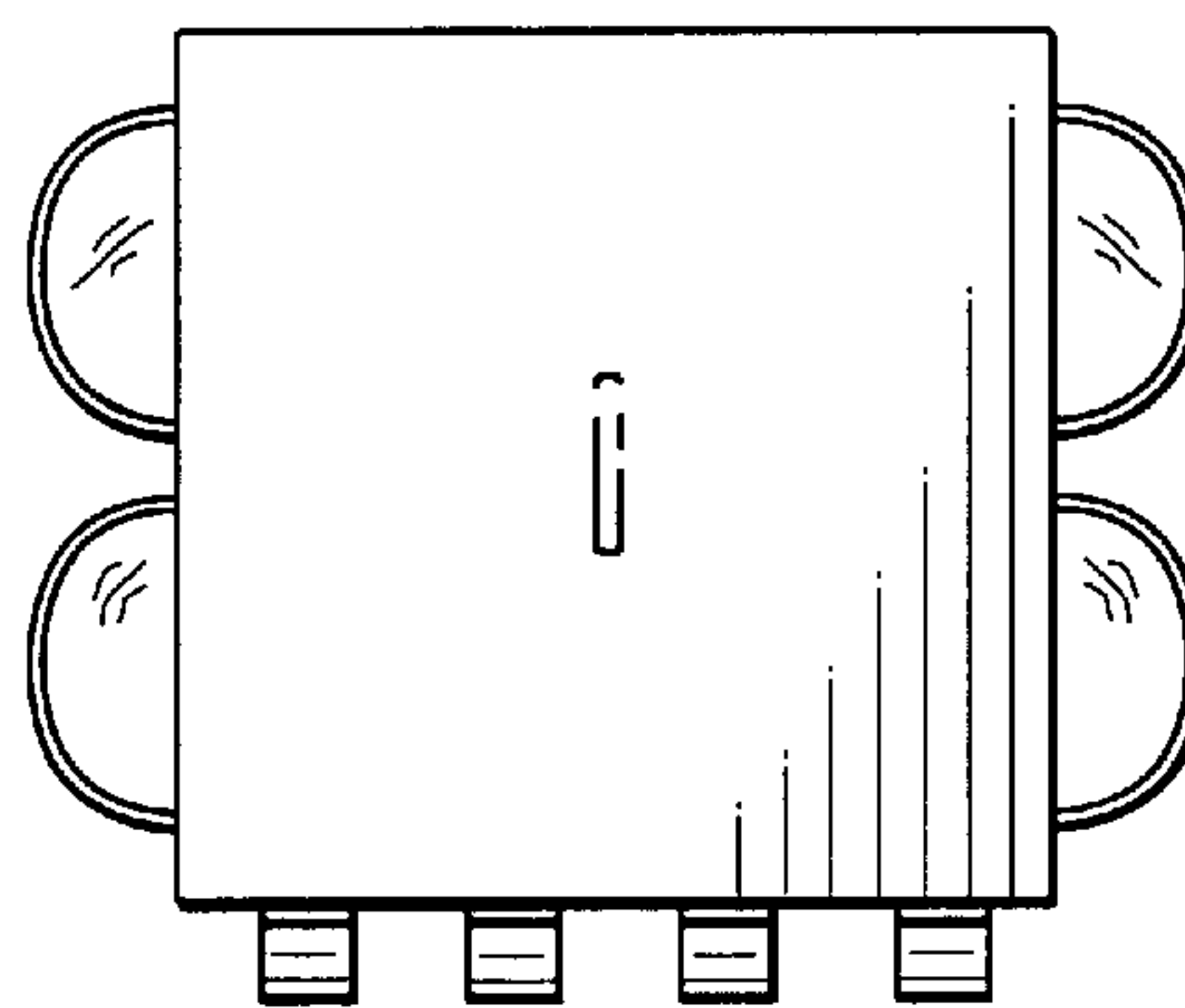


Fig. 6

