



US00D551472S

(12) **United States Design Patent** (10) **Patent No.:** **US D551,472 S**
Greiner (45) **Date of Patent:** **** Sep. 25, 2007**

(54) **CLOSET ORGANIZER**

(76) Inventor: **Lori Greiner**, 1301 Dearborn Pkwy.,
Suite 402, Chicago, IL (US) 60610

(**) Term: **14 Years**

(21) Appl. No.: **29/258,994**

(22) Filed: **May 1, 2006**

Related U.S. Application Data

(63) Continuation of application No. 11/248,367, filed on Oct.
12, 2005.

(51) **LOC (8) Cl.** **06-06**

(52) **U.S. Cl.** **D6/514**

(58) **Field of Classification Search** D6/513-514,
D6/553, 567; 206/278, 9, 286, 289; 211/10,
211/13.1, 85.3, 113

See application file for complete search history.

(56) **References Cited**

U.S. PATENT DOCUMENTS

D262,666 S	*	1/1982	Tager	D6/513
D355,085 S	*	2/1995	Wilhite et al.	D6/514
D369,261 S	*	4/1996	Brink	D6/514
D372,823 S	*	8/1996	Kerschreiter	D6/514
D416,734 S	*	11/1999	Lannon et al.	D6/553
D438,412 S	*	3/2001	Dolan	D6/513
D465,363 S	*	11/2002	Ong	D6/514
D499,287 S	*	12/2004	Clute	D6/514

OTHER PUBLICATIONS

Indoor: Closet: Clothing Storage: 4-Pc Closet-In-A-Bag at
website: www.improvementscatalog.com, dated Aug. 25,
2005.

Item Number H78475 sold before the filing date of the
subject application on QVC as seen at Website: www.qvc.com/scripts/detail.dll?item=H78475&tmp=P19+cm_scid=PROM.

Twirl-A-Tie at Website: 222.gadgetcorner.com, dated Aug.
25, 2005.

Twirl-A-Belt at website: www.gadgetcorner.com, dated
Aug. 25, 2005.

24-Pocket Organizer at website: www.gadgetcorner.com,
dated Aug. 25, 2005.

* cited by examiner

Primary Examiner—Brian N Vinson

(74) *Attorney, Agent, or Firm*—Fredrikson & Byron, P.A.

(57) **CLAIM**

I claim the ornamental design for a closet organizer, as
shown and described.

DESCRIPTION

FIG. 1 is a perspective view of my new design for a closet
organizer;

FIG. 2 is a front elevation view thereof;

FIG. 3 is a rear elevation view thereof;

FIG. 4 is a left side elevation view thereof, the right side
elevation view is a mirror image of the left side elevational
view;

FIG. 5 is a top plan view thereof; and,

FIG. 6 is a bottom plan view thereof.

1 Claim, 3 Drawing Sheets

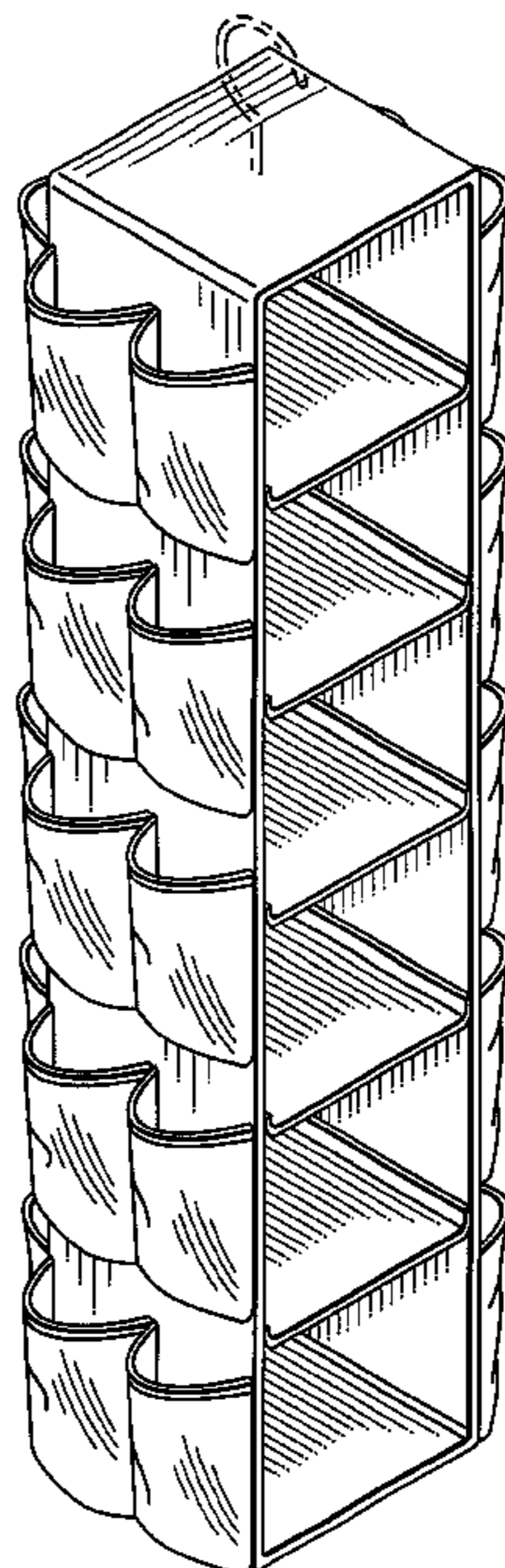


Fig. 1

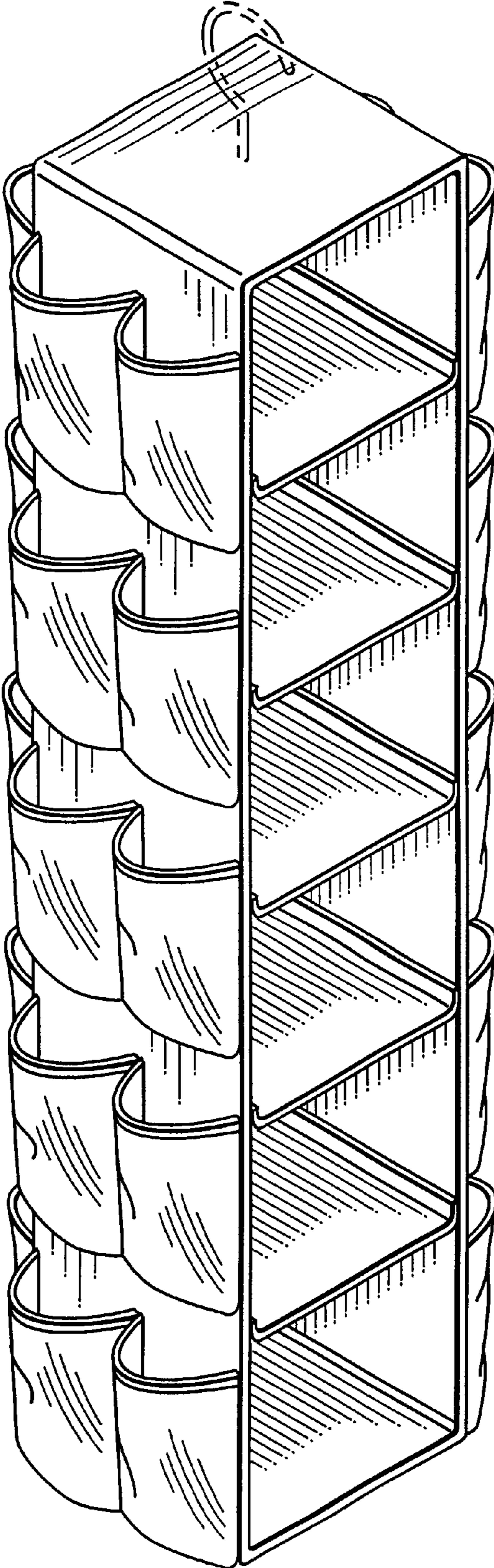


Fig. 2

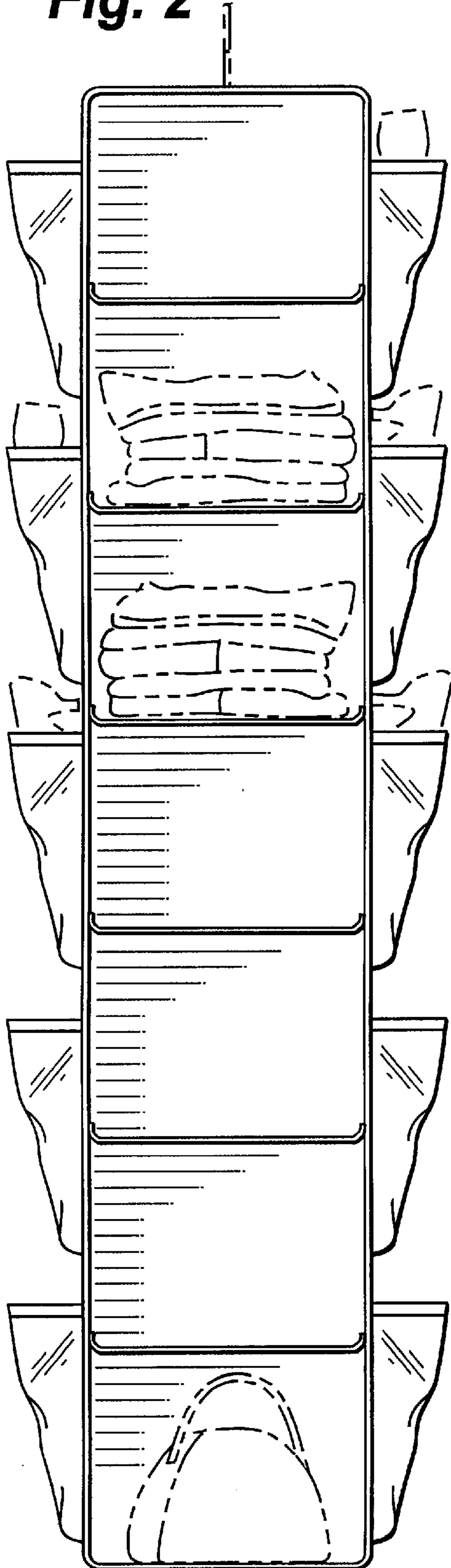


Fig. 3

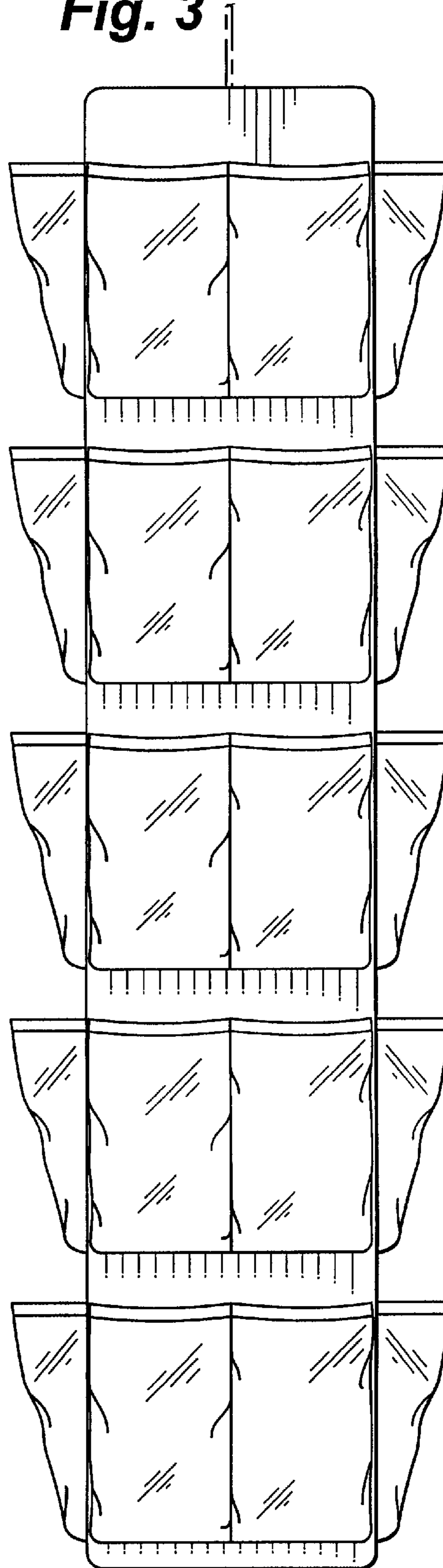


Fig. 4

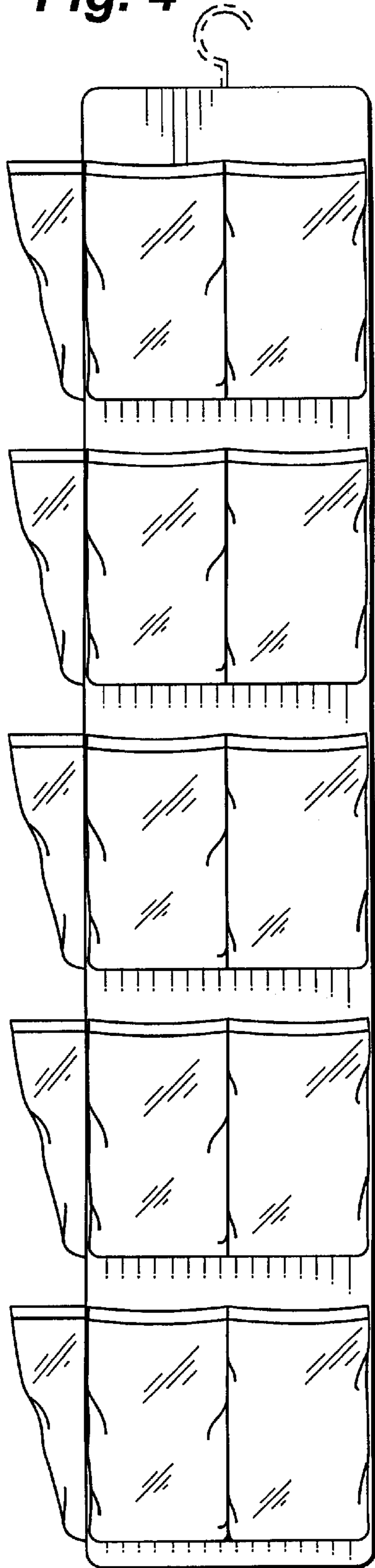


Fig. 5

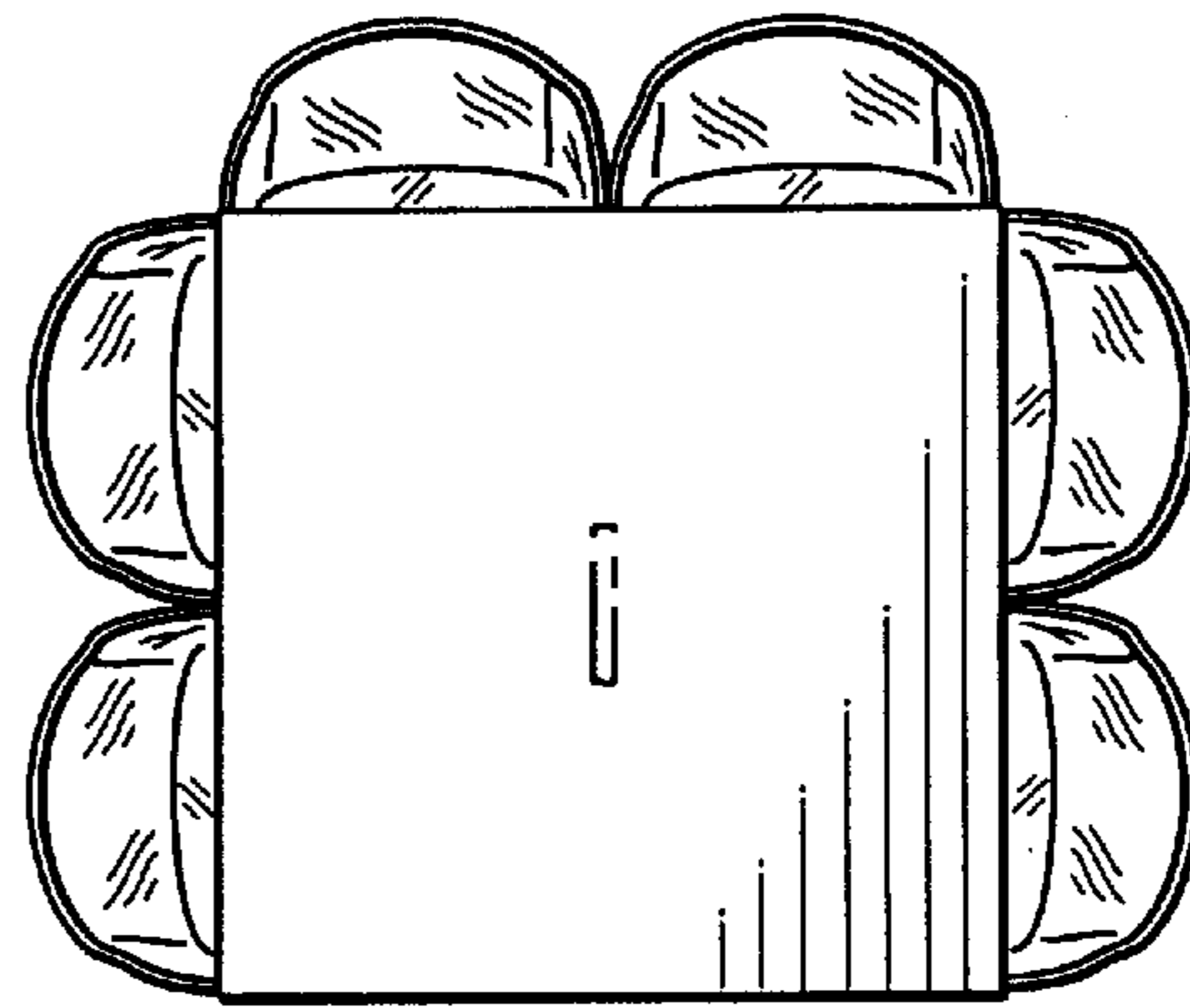


Fig. 6

