



US00D551471S

(12) **United States Design Patent**
Thompson

(10) **Patent No.:** **US D551,471 S**

(45) **Date of Patent:** **** Sep. 25, 2007**

(54) **FURNITURE**

D497,270 S * 10/2004 Katz et al. D6/446

(75) Inventor: **David W. Thompson**, New Albany, OH
(US)

* cited by examiner

(73) Assignee: **American Signature, Inc.**, Columbus,
OH (US)

Primary Examiner—Cathron C. Brooks

(74) *Attorney, Agent, or Firm*—Wood, Herron & Evans,
L.L.P.

(**) Term: **14 Years**

(57) **CLAIM**

(21) Appl. No.: **29/257,388**

The ornamental design for a furniture, as shown and
described.

(22) Filed: **Apr. 4, 2006**

DESCRIPTION

(51) **LOC (8) Cl.** **06-06**

FIG. 1 is a front elevational view of a furniture showing my
new design.

(52) **U.S. Cl.** **D6/495**

FIG. 2 is a front elevational view thereof.

(58) **Field of Classification Search** D6/436–447,
D6/491, 495, 509–511, 470; 312/204
See application file for complete search history.

FIG. 3 is a right-side elevational view thereof, with the
left-side elevational view thereof being a mirror image
thereof.

(56) **References Cited**

U.S. PATENT DOCUMENTS

FIG. 4 is a rear elevational view thereof.


D59,058 S *	9/1921	Bergstrom	D6/446
D264,530 S *	5/1982	Aulbert et al.	D6/446
D320,318 S *	10/1991	Pauer et al.	D6/446
D346,916 S *	5/1994	Ball	D6/445
D347,751 S *	6/1994	Ball	D6/445
D384,518 S *	10/1997	Bergelin	D6/439
D465,943 S *	11/2002	Prater et al.	D6/446

FIG. 5 is a top plan view thereof; and,

FIG. 6 is a bottom plan view thereof.

The broken lines in FIG. 1 depict environment and form no
part of the claimed design.

1 Claim, 3 Drawing Sheets






FIG. 1

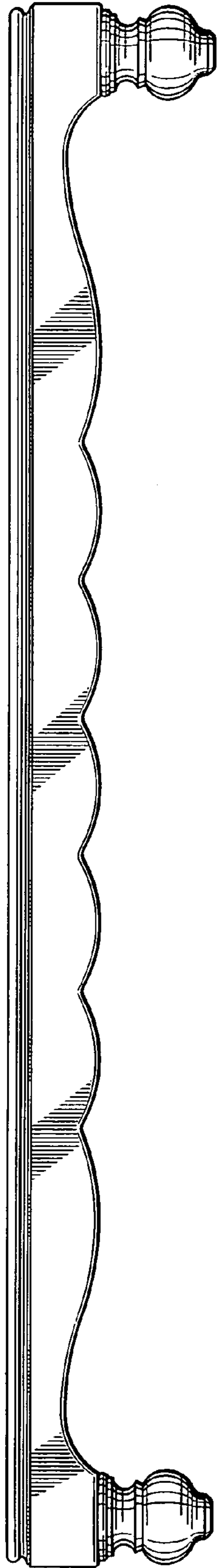


FIG. 2

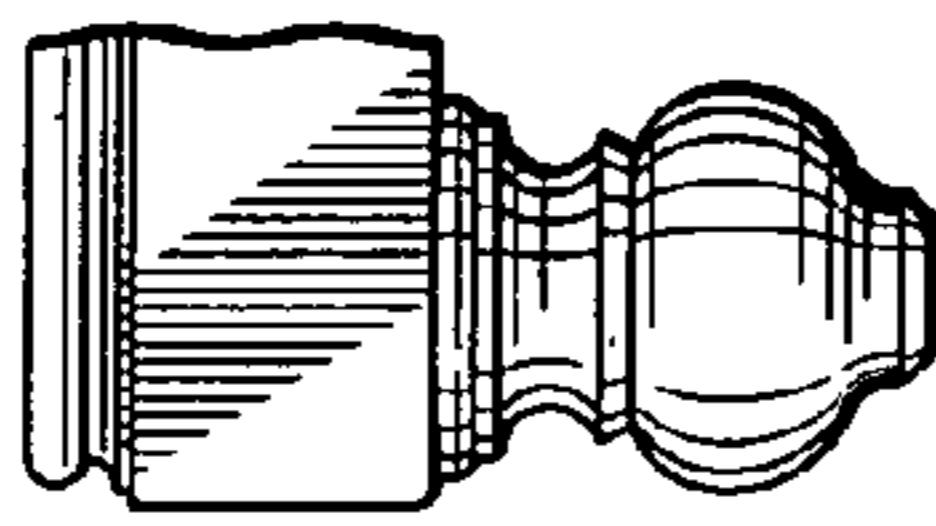


FIG. 3

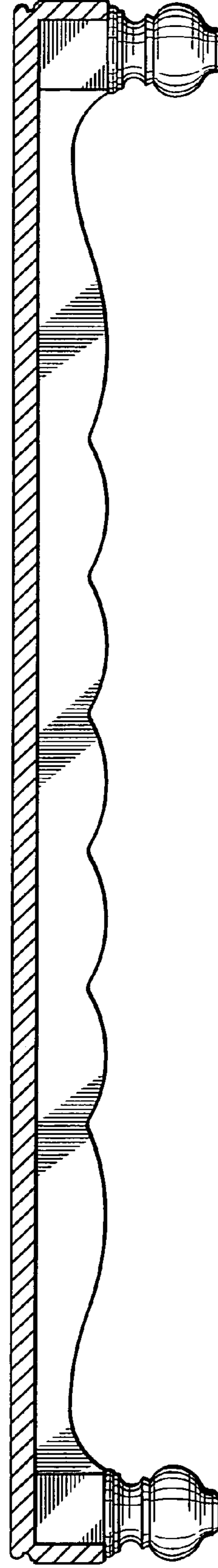


FIG. 4

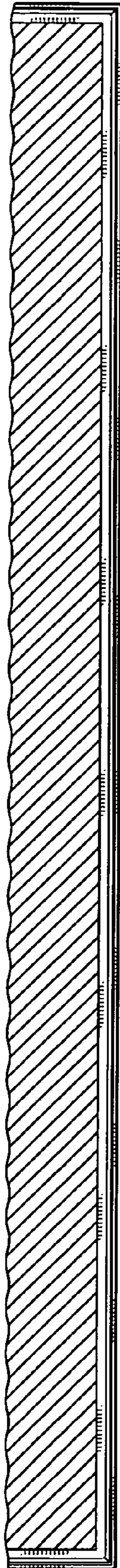


FIG. 5

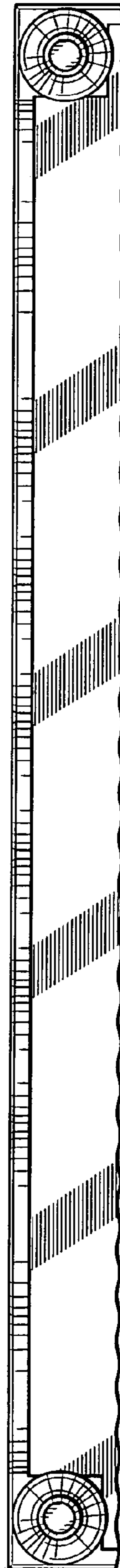


FIG. 6