

US00D551467S

(12) **United States Design Patent**  
**Kassanoff et al.**

(10) **Patent No.:** **US D551,467 S**

(45) **Date of Patent:** **\*\* Sep. 25, 2007**

(54) **VIDEO STORAGE TRAY**

(75) Inventors: **Richard L. Kassanoff**, Dallas, TX  
(US); **Judson D. Butler**, Wylie, TX  
(US)

(73) Assignee: **Paragon Furniture**, Arlington, TX  
(US)

(\*\*) Term: **14 Years**

(21) Appl. No.: **29/233,562**

(22) Filed: **Jul. 6, 2005**

(51) **LOC (8) Cl.** ..... **06-04**

(52) **U.S. Cl.** ..... **D6/462**

(58) **Field of Classification Search** ..... D6/462-465,  
D6/509-511, 477-479; 211/187, 181, 190-193,  
211/208, 175, 133, 134, 88.01, 133.2, 133.5,  
211/126.9; D15/89; 312/408; 108/106,  
108/107, 108; 248/243, 223, 224, 225  
See application file for complete search history.

(56) **References Cited**

**U.S. PATENT DOCUMENTS**

2,891,678	A *	6/1959	Levy	.....	211/88.01
3,015,399	A *	1/1962	Radek	.....	211/134
3,122,238	A *	2/1964	Brunette	.....	211/133.2
4,109,797	A *	8/1978	Brunette	.....	211/133.5
4,298,127	A *	11/1981	Upshaw et al.	.....	211/126.9
5,486,046	A *	1/1996	Jernstrom et al.	.....	312/408
D385,444	S *	10/1997	Welch et al.	.....	D6/511
D387,780	S *	12/1997	Sandlin et al.	.....	D15/89
5,810,179	A *	9/1998	Kleiman	.....	211/88.01

\* cited by examiner

*Primary Examiner*—Caron D. Veynar

*Assistant Examiner*—Sydney R Buffalow

(74) *Attorney, Agent, or Firm*—Michael A. O’Neil

(57) **CLAIM**

The ornamental design for a video storage tray, as shown and described.

**DESCRIPTION**

FIG. 1 is a perspective view of a video storage tray showing my new design;

FIG. 2 is a front view of the video storage tray shown in FIG. 1;

FIG. 3 is a right side view of the video storage tray shown in FIG. 1;

FIG. 4 is a left side view of the video storage tray shown in FIG. 1;

FIG. 5 is a back view of the video storage tray shown in FIG. 1;

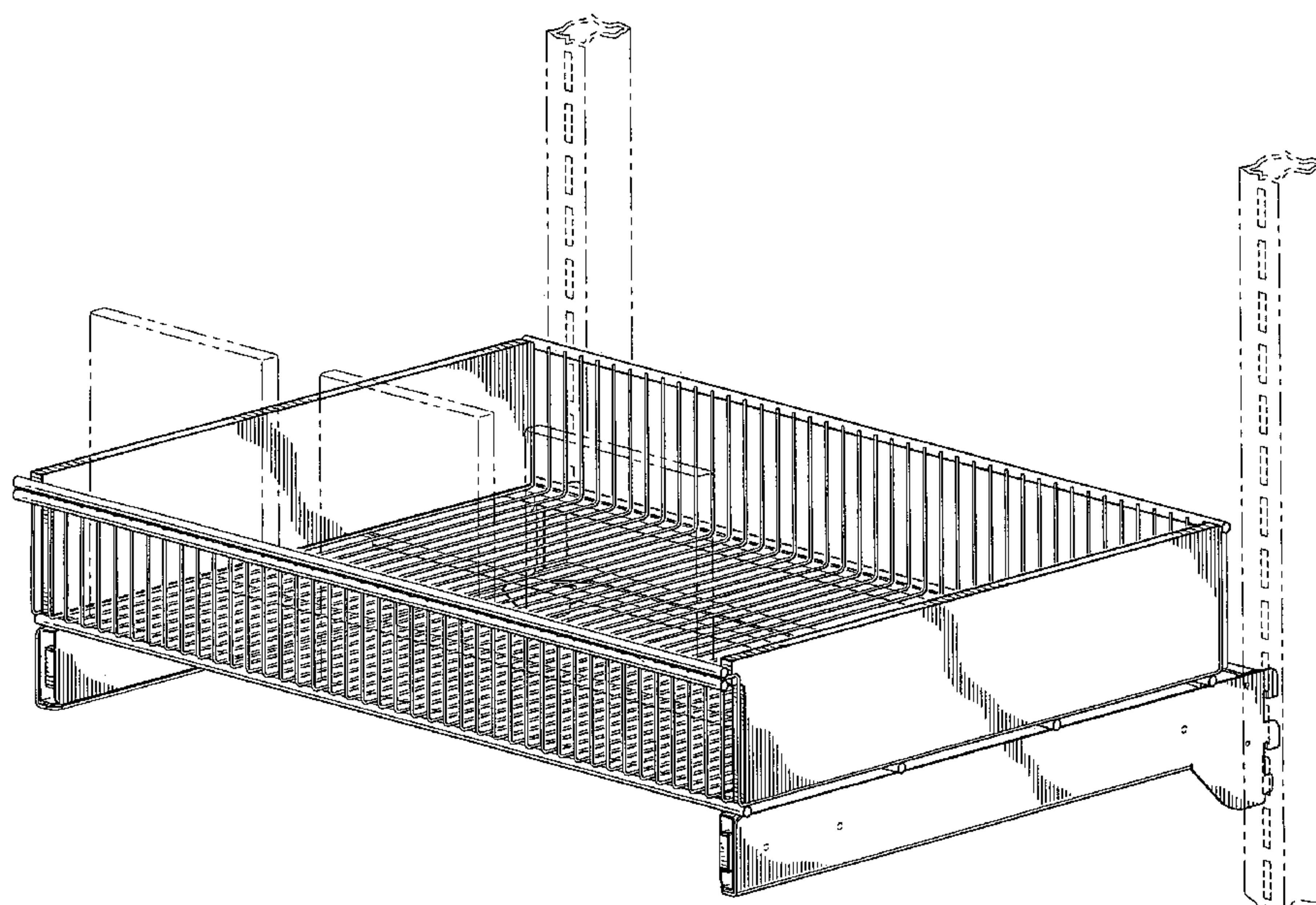
FIG. 6 is a top view of the video storage tray shown in FIG. 1;

FIG. 7 is a bottom view of the video storage tray shown in FIG. 1; and,

FIG. 8 is a perspective view of the video storage tray in its extended configuration.

The broken lines are for illustrative purposes only and form no part of the claimed design.

**1 Claim, 6 Drawing Sheets**



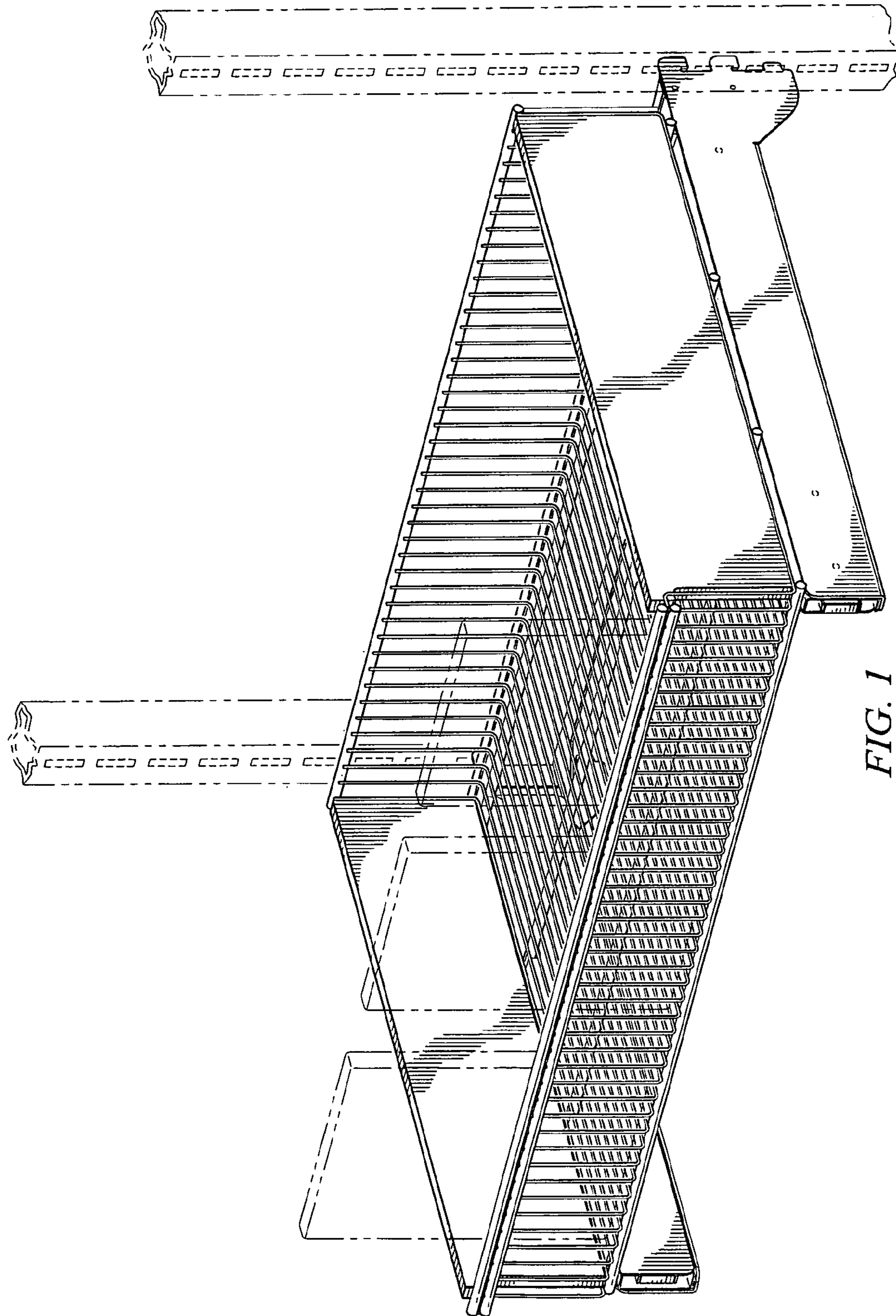


FIG. 1

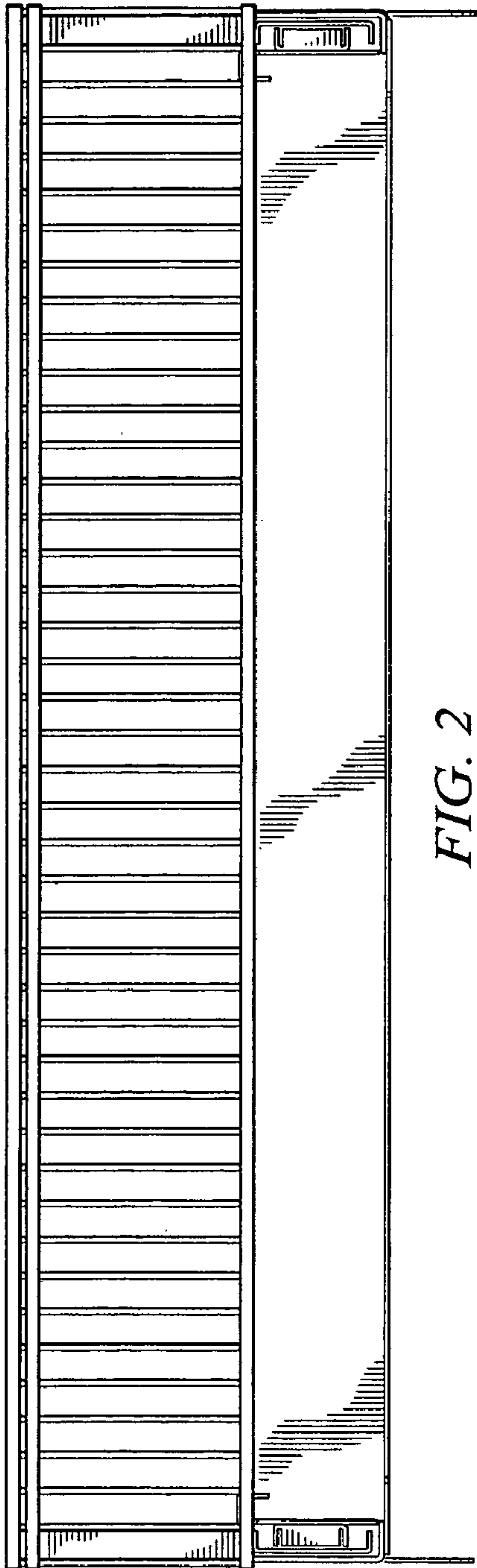


FIG. 2

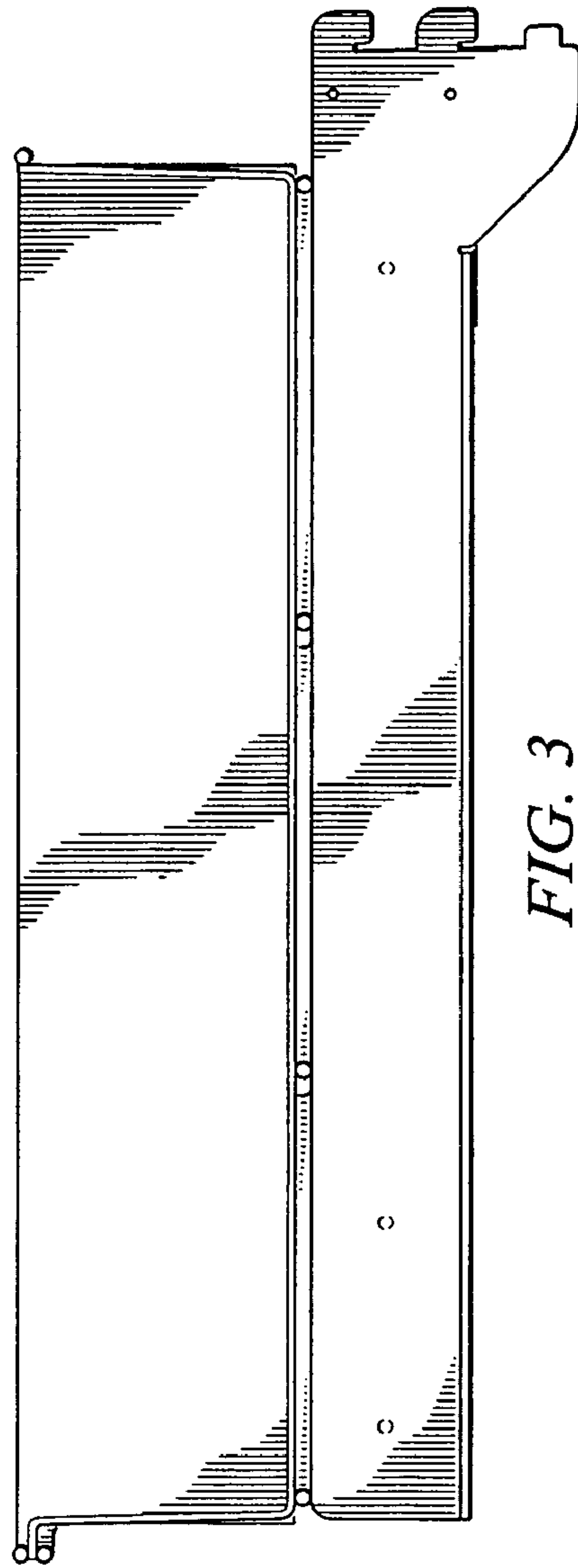


FIG. 3

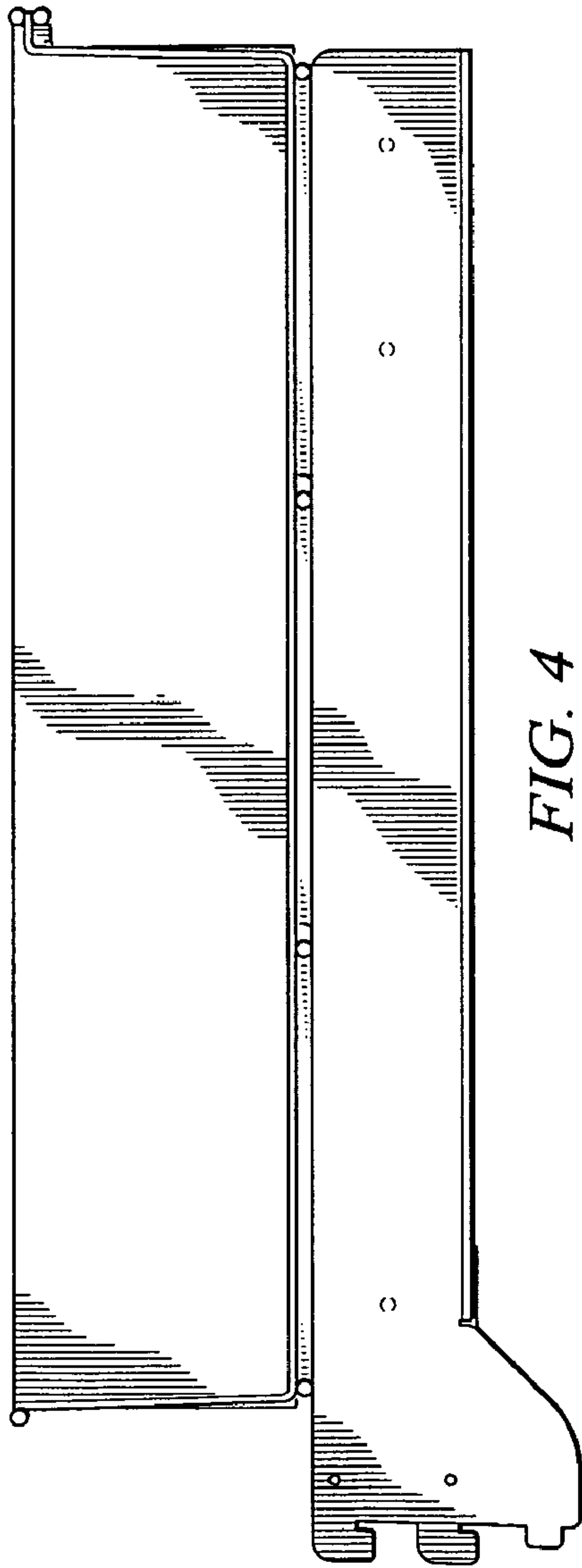


FIG. 4

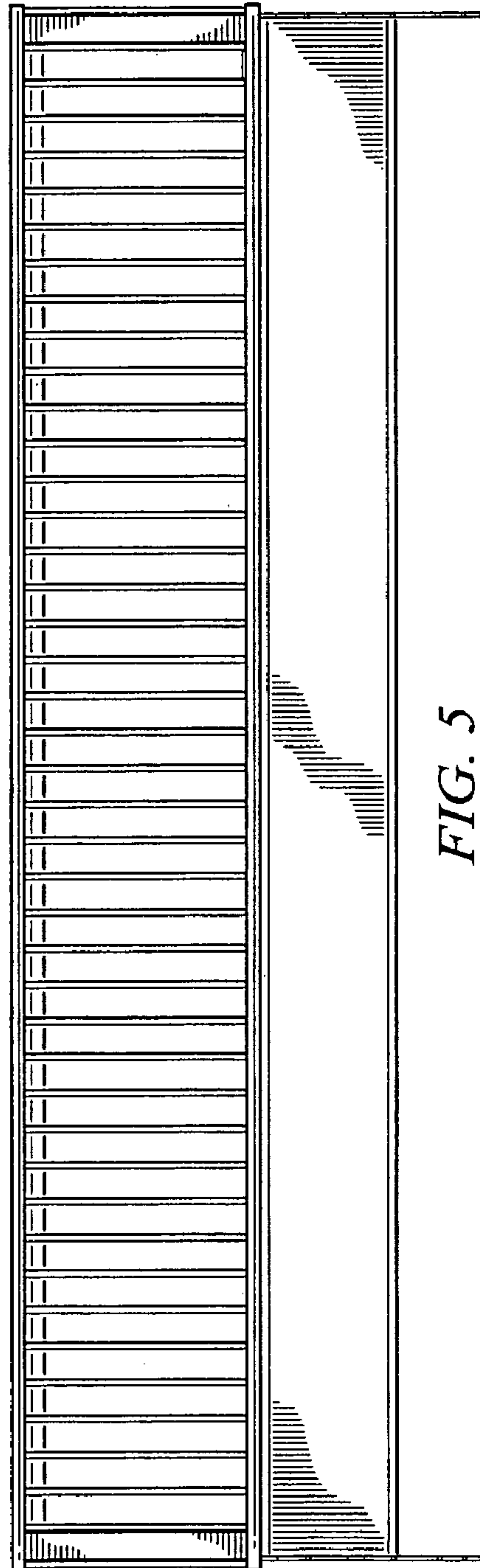


FIG. 5






FIG. 6




FIG. 7

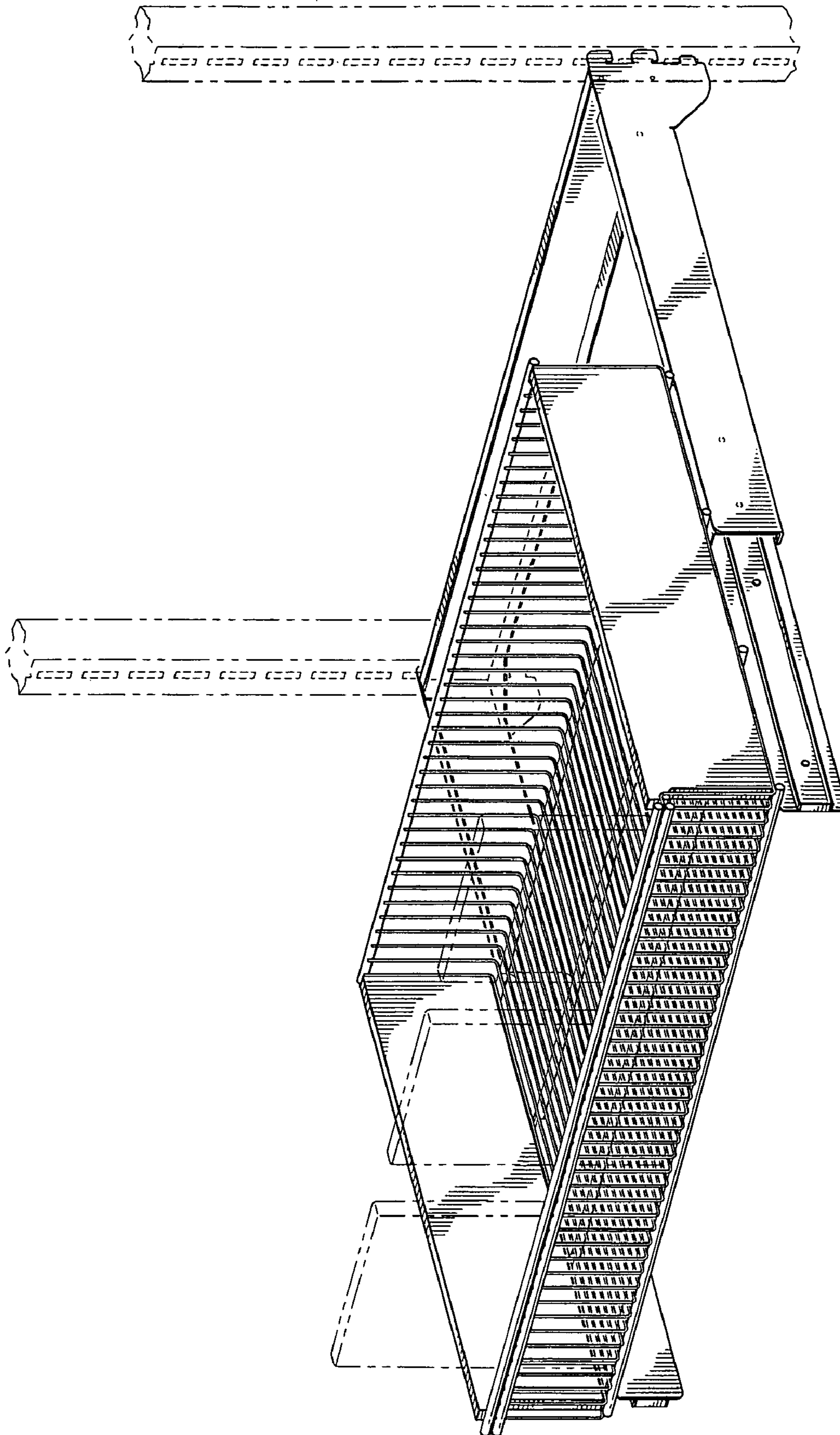


FIG. 8