



US00D551459S

(12) **United States Design Patent**
Zagler

(10) **Patent No.:** **US D551,459 S**

(45) **Date of Patent:** **** Sep. 25, 2007**

(54) **CHAIR**

(75) Inventor: **Thomas Zagler**, Schwechat (AT)

(73) Assignee: **Rivico International Limited**, Central (HK)

(**) Term: **14 Years**

(21) Appl. No.: **29/234,634**

(22) Filed: **Jul. 20, 2005**

(30) **Foreign Application Priority Data**

Jan. 31, 2005 (EM) 000288196

(51) **LOC (8) Cl.** **06-01**

(52) **U.S. Cl.** **D6/379; D6/374**

(58) **Field of Classification Search** D6/334-336,
D6/368, 371-373, 374-376, 379, 380, 500-502;
297/16.1, 23, 27, 35, 39, 41, 56, 411.42, 411.43,
297/411.44, 445.1

See application file for complete search history.

(56) **References Cited**

U.S. PATENT DOCUMENTS

D335,587 S * 5/1993 Backer D6/379

D335,971 S * 6/1993 Hess D6/379
D346,075 S * 4/1994 Hess D6/376
D358,503 S * 5/1995 Ginat D6/379
D433,579 S * 11/2000 Kane D6/379
D513,900 S * 1/2006 Tseng D6/370
D520,255 S * 5/2006 King D6/370
D524,072 S * 7/2006 King D6/380

* cited by examiner

Primary Examiner—Mimosa De

(74) *Attorney, Agent, or Firm*—Andrew Wilford

(57) **CLAIM**

The ornamental design for a chair, as shown and described.

DESCRIPTION

FIG. 1 is a front, top, right-side perspective view of a chair showing my new design;


FIG. 2 is a right side elevational view thereof, the left side elevation being mirror image thereto;

FIG. 3 is a bottom plan view thereof;

FIG. 4 is a top plan view thereof; and,

FIG. 5 is a rear view thereof.

1 Claim, 5 Drawing Sheets



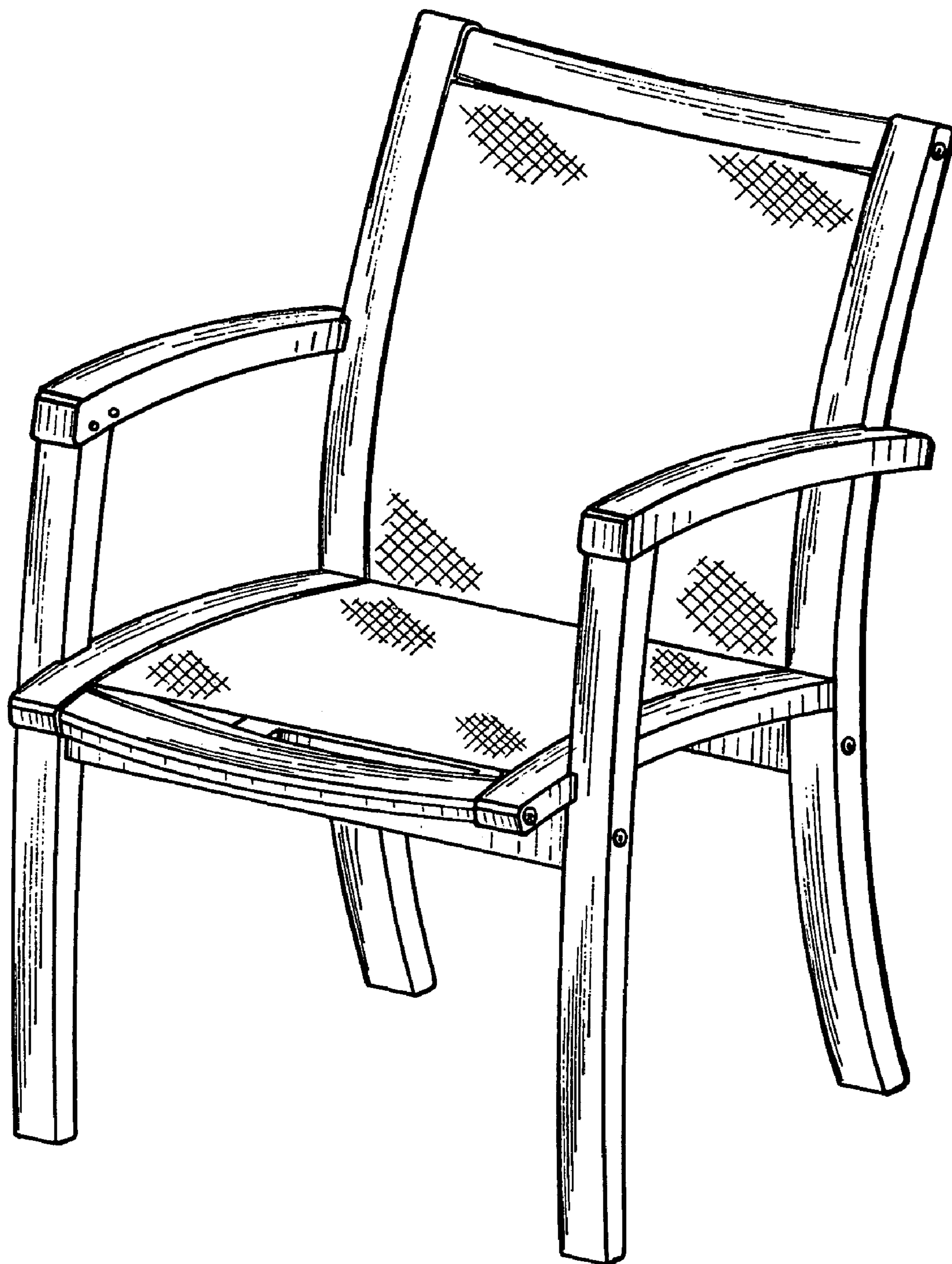


FIG. 1




FIG. 2




FIG.3




FIG.4




FIG. 5