



US00D551447S

(12) **United States Design Patent** (10) **Patent No.:** **US D551,447 S**
Ogawa (45) **Date of Patent:** **** Sep. 25, 2007**

(54) **GOLF BALL CONTAINER**

(75) Inventor: **Kaoru Ogawa**, Higashitotsuka (JP)

(73) Assignee: **Bridgestone Sports Co., Ltd.**, Tokyo (JP)

(**) Term: **14 Years**

(21) Appl. No.: **29/222,805**

(22) Filed: **Feb. 4, 2005**

(30) **Foreign Application Priority Data**

Aug. 10, 2004 (JP) 2004-024037

(51) **LOC (8) Cl.** **03-01**

(52) **U.S. Cl.** **D3/257; D3/289; D3/904**

(58) **Field of Classification Search** D3/221, D3/232, 242, 254, 257, 289, 301, 901, 904; D7/605, 607-608; D9/428; D21/789, 796; 206/315.1, 315.9, 579, 810; 220/904, 915.1; 224/251, 274, 666, 919; 190/903

See application file for complete search history.

(56) **References Cited**

U.S. PATENT DOCUMENTS

2,837,860 A * 6/1958 Norling 43/56
D271,162 S * 11/1983 Evans D3/254
D291,842 S * 9/1987 Baumgardner D3/254
D304,975 S * 12/1989 Movitz D3/257

(Continued)

FOREIGN PATENT DOCUMENTS

JP 2001-180775 7/2001

OTHER PUBLICATIONS

30 Recycled Golf Balls Tee it Again Factory Sealed Bag. Downloaded Jan. 4, 2007 at http://cgi.ebay.com/30-Recycled-Golf-Balls-Tee-it-Again-Factory-Sealed-Bag_W0QQitemZ12002015550....*

New York Mets Golf Ball Bag by McArthur. Downloaded Jan. 3, 2007 at <http://www.amazon.com/York-Mets-Golf-Ball-McArthur/dp/B0001UXAT2/sr=1-17/qid=1167868759/ref=....>*

Round Cooler Bag. Downloaded Jan. 4, 2007 at https://store.corona.com/e/corona/searchreturn.html?id=ksMm4IIg.*

Primary Examiner—Philip S. Hyder

Assistant Examiner—RoseLynne [Ulm] Cody

(74) *Attorney, Agent, or Firm*—Drinker Biddle & Reath LLP

(57) **CLAIM**

The ornamental design for a golf ball container, as shown.

DESCRIPTION

FIG. 1 is a perspective view of a first embodiment of a golf ball container in accordance with my new design.

FIG. 2 is a front view of the first embodiment of the golf ball container shown in FIG. 1.

FIG. 3 is a rear view of the first embodiment of the golf ball container shown in FIG. 1.

FIG. 4 is a right-side view of the first embodiment of the golf ball container shown in FIG. 1.

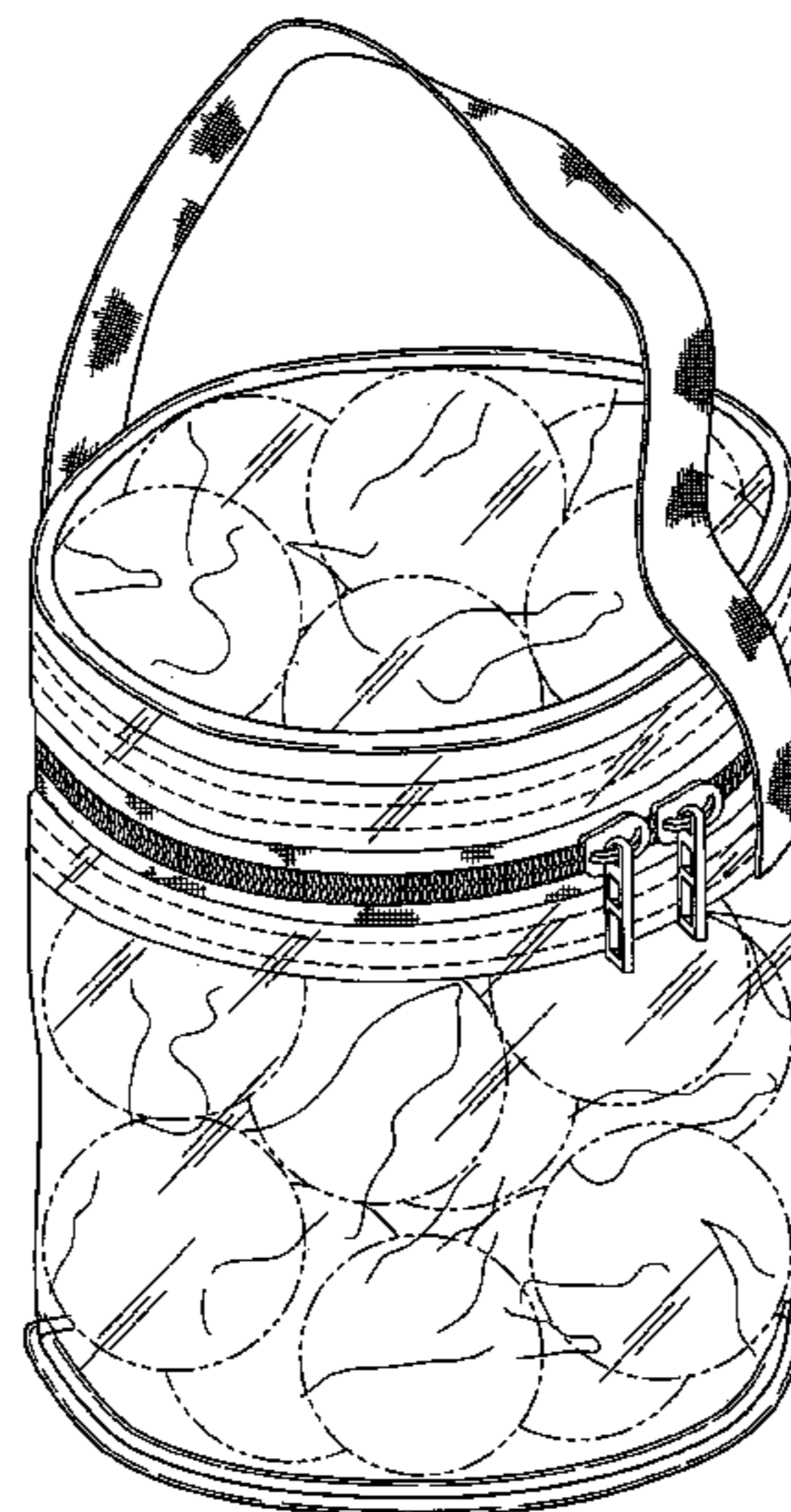
FIG. 5 is a left-side view of the first embodiment of the golf ball container shown in FIG. 1.

FIG. 6 is a top view of the first embodiment of the golf ball container shown in FIG. 1; and,

FIG. 7 is a bottom view of the first embodiment of the golf ball container shown in FIG. 1.

The broken line showing of golf balls is for illustrative purposes only and forms no part of the claimed design. The regularly dashed lines illustrate stitching, and the twisting lines illustrate non-rigid material.

1 Claim, 6 Drawing Sheets



US D551,447 S

Page 2

U.S. PATENT DOCUMENTS

D315,095 S *	3/1991	Wright	D9/503	D434,890 S *	12/2000	Cooper	D34/1
D317,673 S *	6/1991	Movitz	D3/257	D438,376 S *	3/2001	Marshall	D3/257
5,511,666 A *	4/1996	Grip	206/579	D449,982 S *	11/2001	Ferris	D9/719
D375,406 S *	11/1996	Smith	D3/257	D453,625 S *	2/2002	Mogil	D3/301
D393,364 S *	4/1998	John	D3/221	D456,245 S *	4/2002	Ferris	D9/719
D393,779 S *	4/1998	Cabey	D7/607	D475,428 S	6/2003	Madore	D21/759
D394,154 S *	5/1998	Smith	D3/257	D475,528 S *	6/2003	Ferris	D3/257
D396,749 S *	8/1998	Ortiz	D3/284	D477,140 S	7/2003	Ferris	D3/257
D417,075 S	11/1999	Baxter et al.	D3/257	6,705,463 B1	3/2004	Bucholtz et al.	206/315.9
D418,676 S	1/2000	Marshall	D3/257				

* cited by examiner

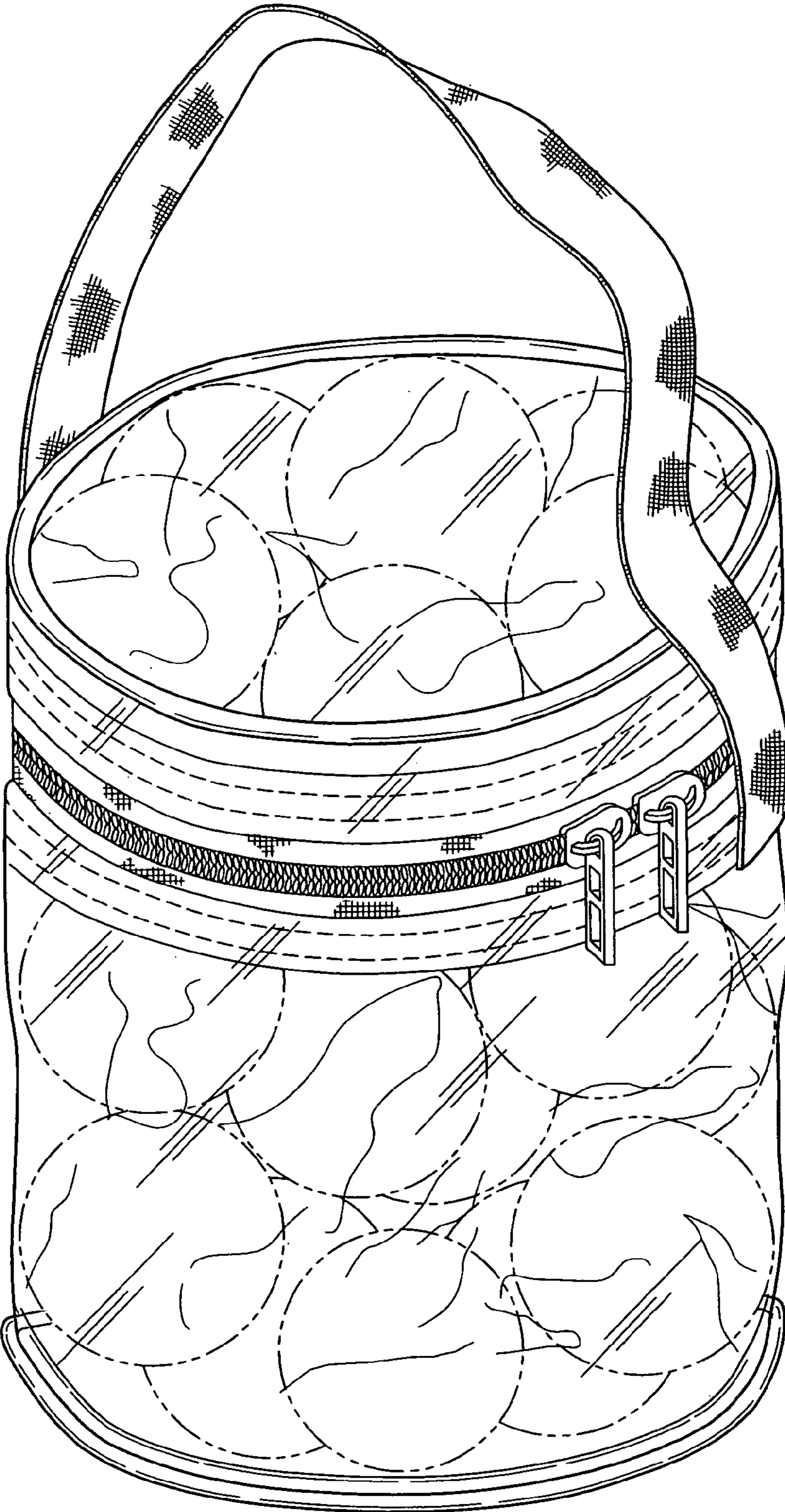


FIG. 1

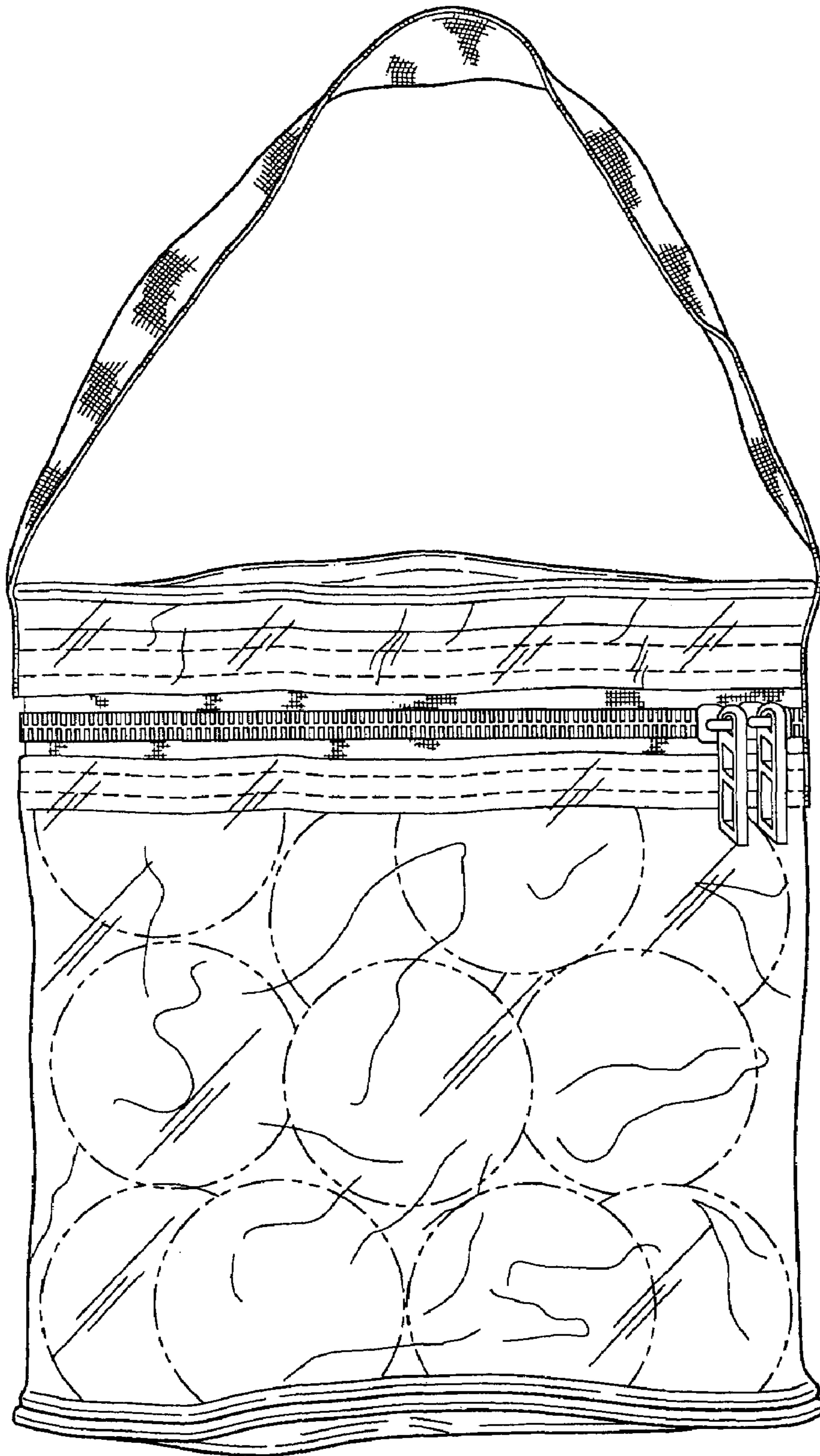


FIG. 2

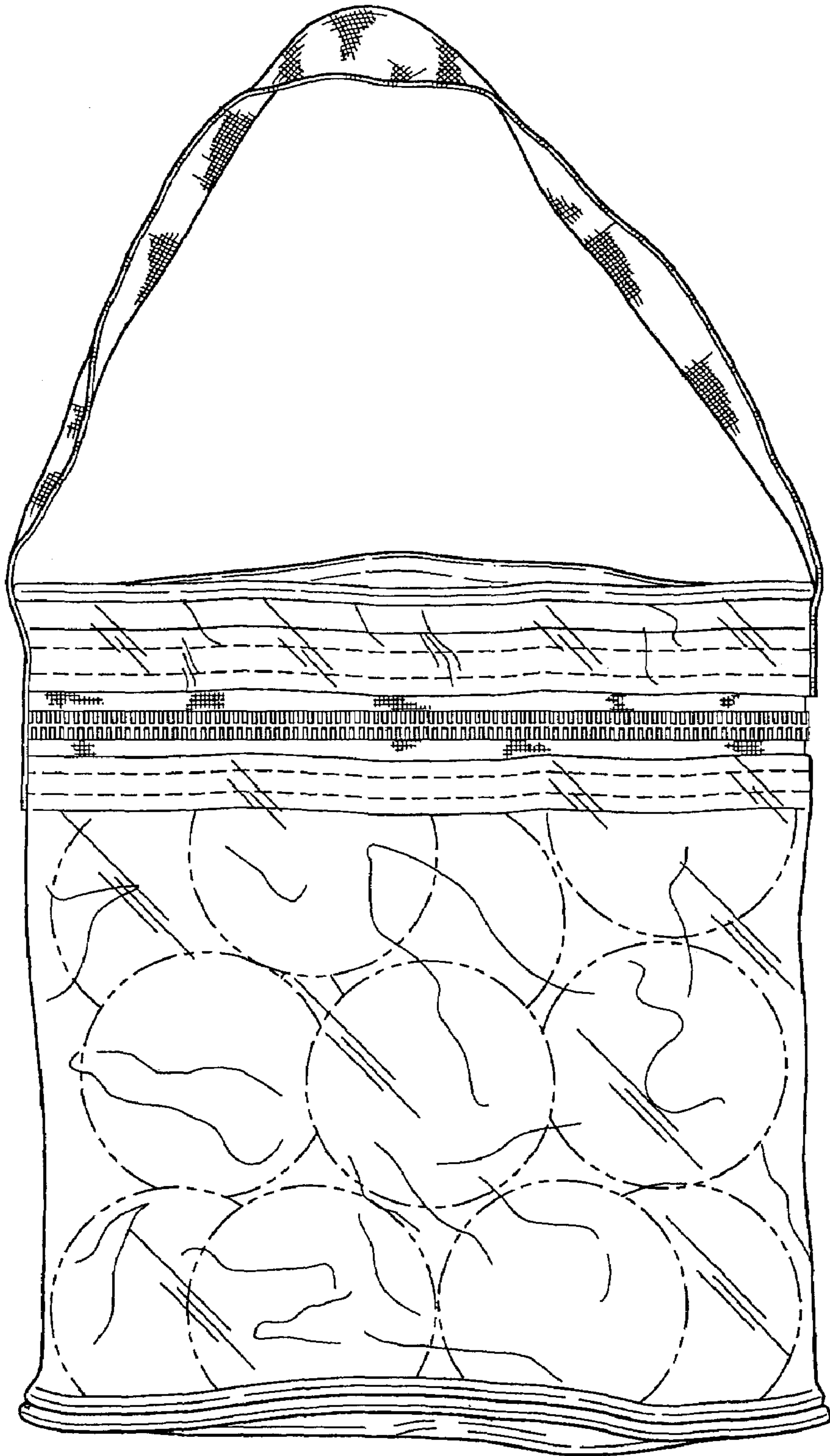


FIG.3

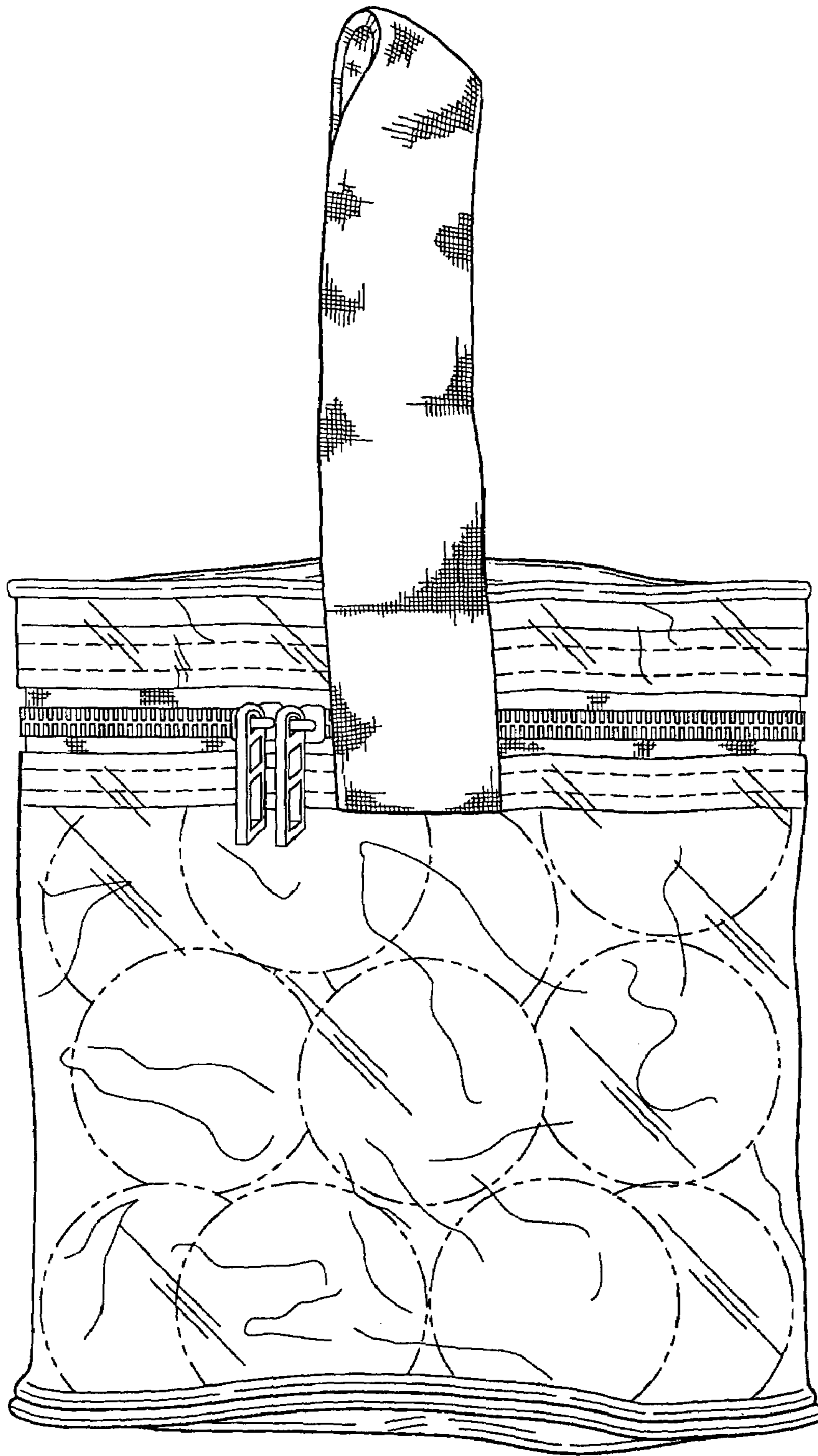


FIG.4

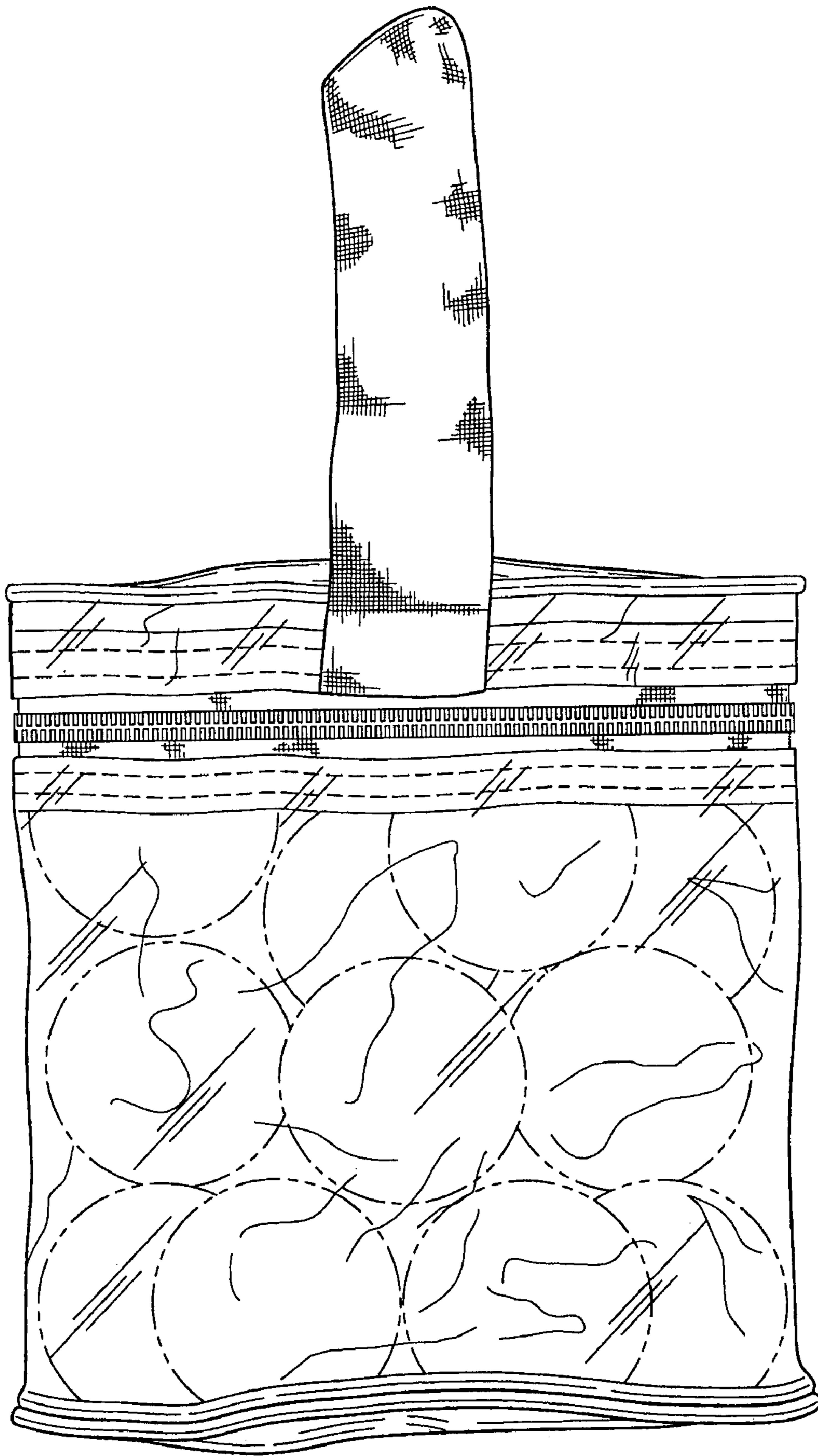


FIG.5

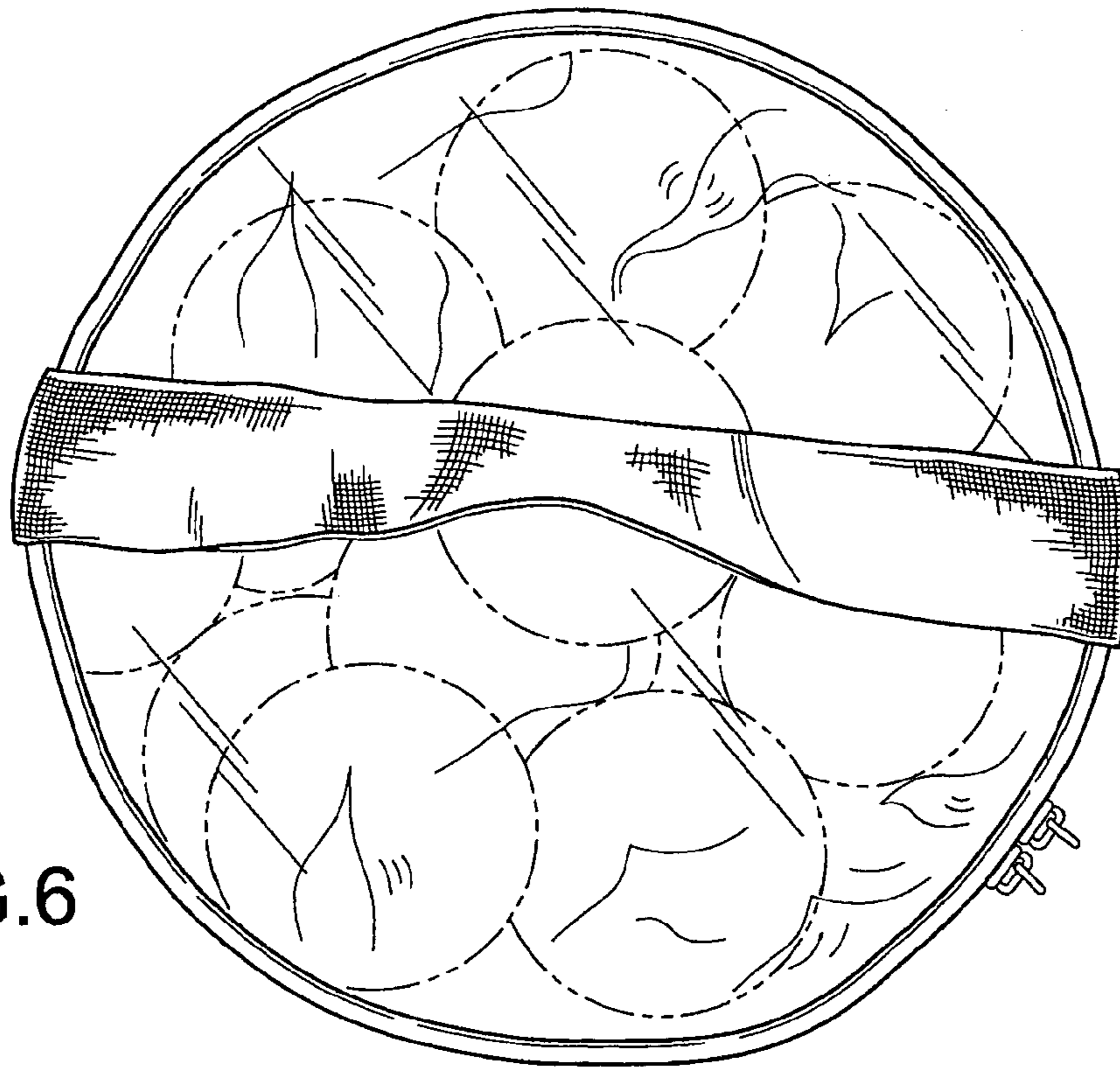


FIG. 6

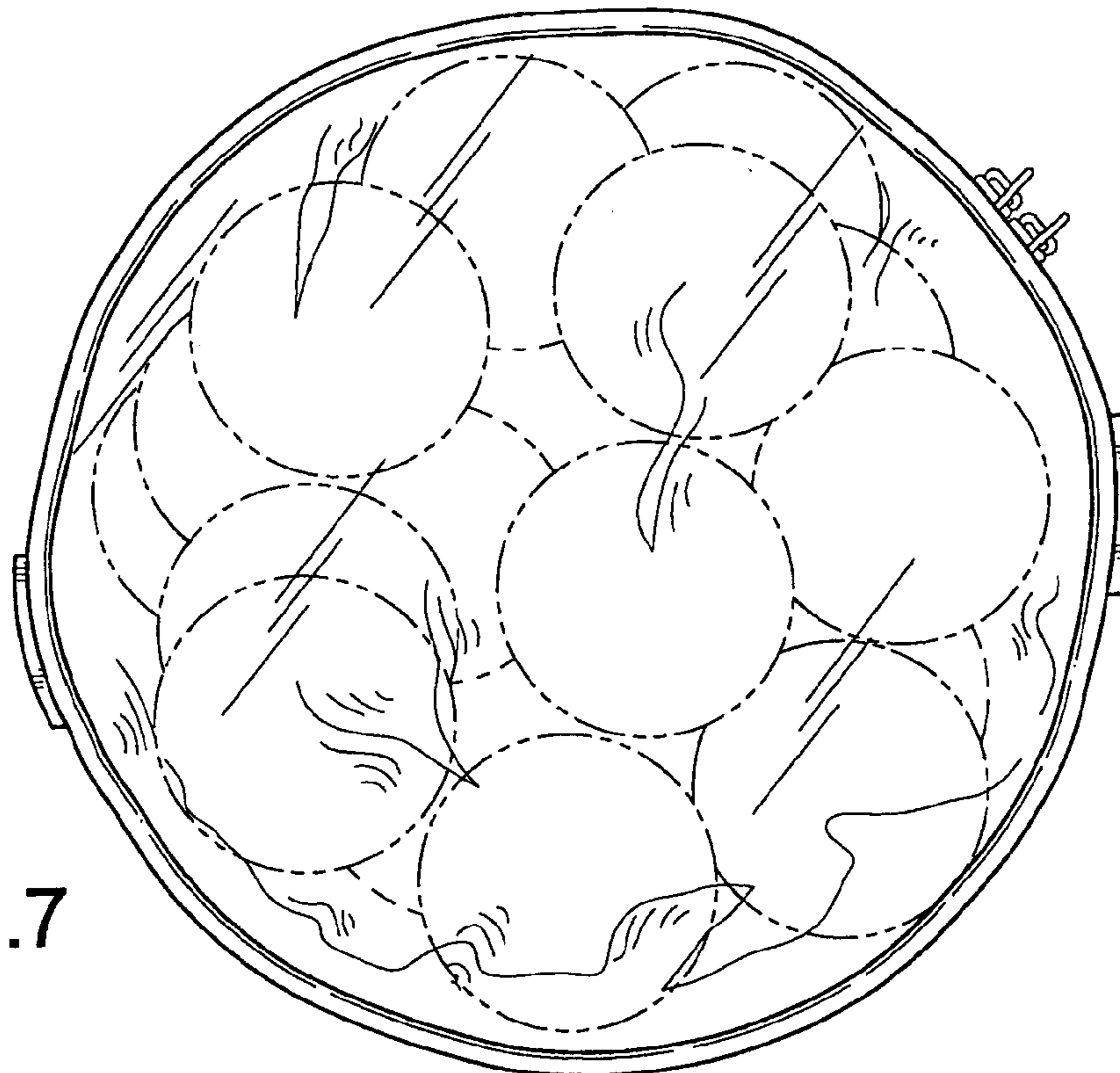


FIG. 7