



US00D551437S

(12) **United States Design Patent**
Hung

(10) **Patent No.:** **US D551,437 S**

(45) **Date of Patent:** **** Sep. 25, 2007**

(54) **INSOLE**

(75) Inventor: **Chak Wa Hung**, Hong Kong (HK)

(73) Assignee: **Rongyi Cai**, Markham, ON (CA)

(**) Term: **14 Years**

(21) Appl. No.: **29/264,431**

(22) Filed: **Aug. 10, 2006**

(51) **LOC (8) Cl.** **02-99**

(52) **U.S. Cl.** **D2/961**

(58) **Field of Classification Search** D2/946,
D2/961; 36/43, 44, 31, 145-182

See application file for complete search history.

(56) **References Cited**

U.S. PATENT DOCUMENTS

D287,302	S	*	12/1986	Peterson	D2/961
D288,383	S	*	2/1987	Autry	D2/961
4,879,821	A	*	11/1989	Graham et al.	36/44
D311,269	S	*	10/1990	Graham et al.	D2/961
D350,432	S	*	9/1994	Saez	D2/961
D396,948	S	*	8/1998	Moore et al.	D2/961
D456,983	S	*	5/2002	Stubbs et al.	D2/961

D515,293	S	*	2/2006	Maguire	D2/961
D518,945	S	*	4/2006	Vasyli	D2/961
7,107,705	B2	*	9/2006	Dalton et al.	36/44
7,124,520	B2	*	10/2006	Galbraith et al.	36/43

* cited by examiner

Primary Examiner—Dominic Simone

(74) *Attorney, Agent, or Firm*—Robert F. Delbridge

(57) **CLAIM**

The design for an insole, as shown and described.

DESCRIPTION

FIG. 1 is a perspective view from above of an insole in accordance with my design;

FIG. 2 is a perspective view from below;

FIG. 3 is a right-hand side view;

FIG. 4 is a rear view;

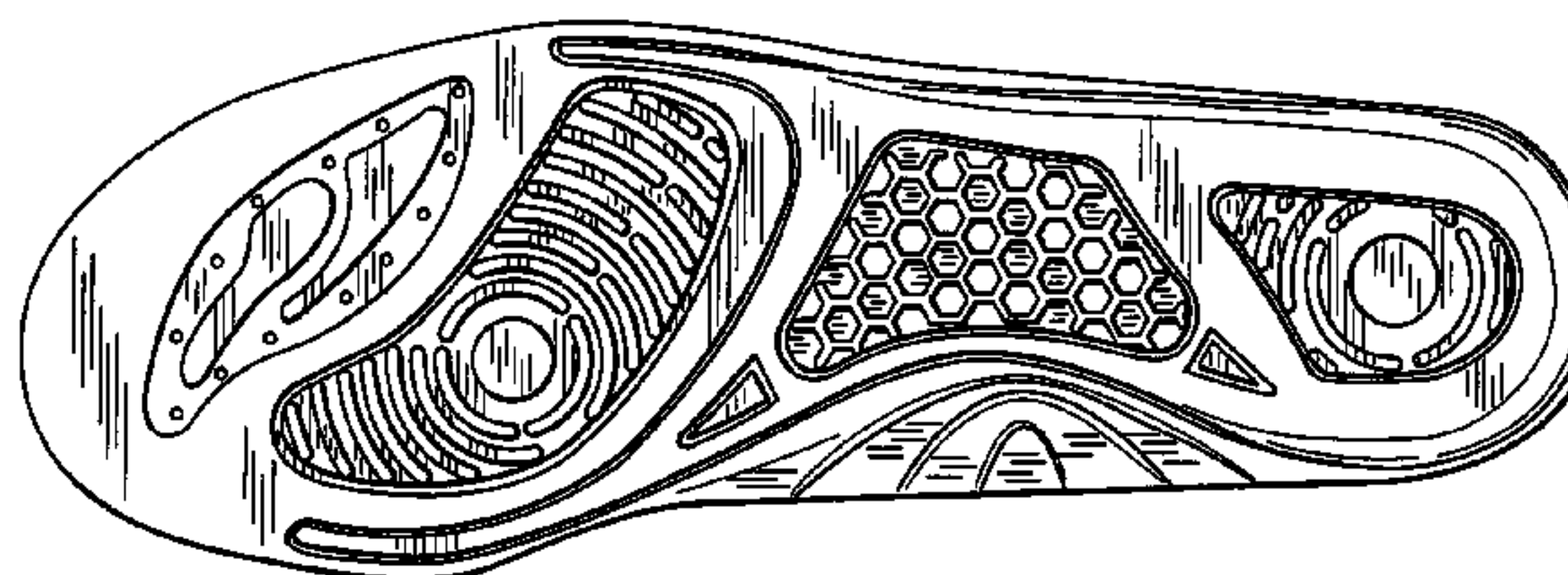
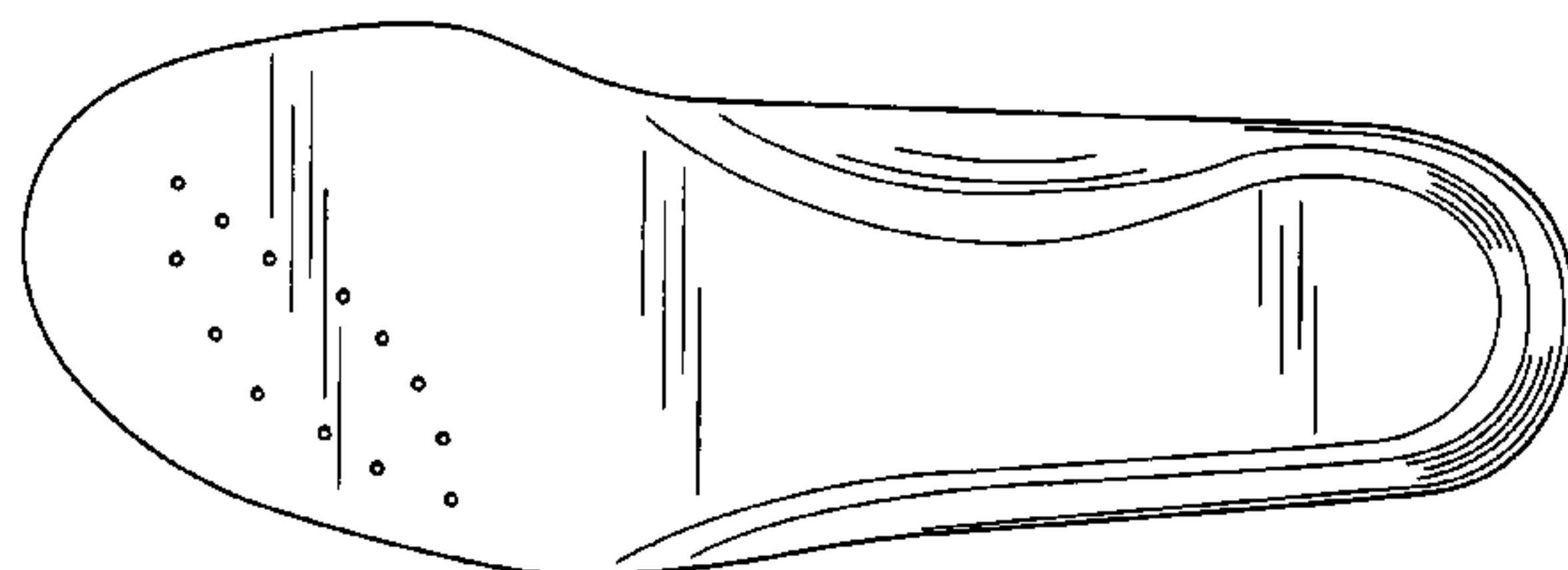
FIG. 5 is a left-hand side view;

FIG. 6 is a front view;

FIG. 7 is a top view; and,

FIG. 8 is a bottom view.

1 Claim, 3 Drawing Sheets



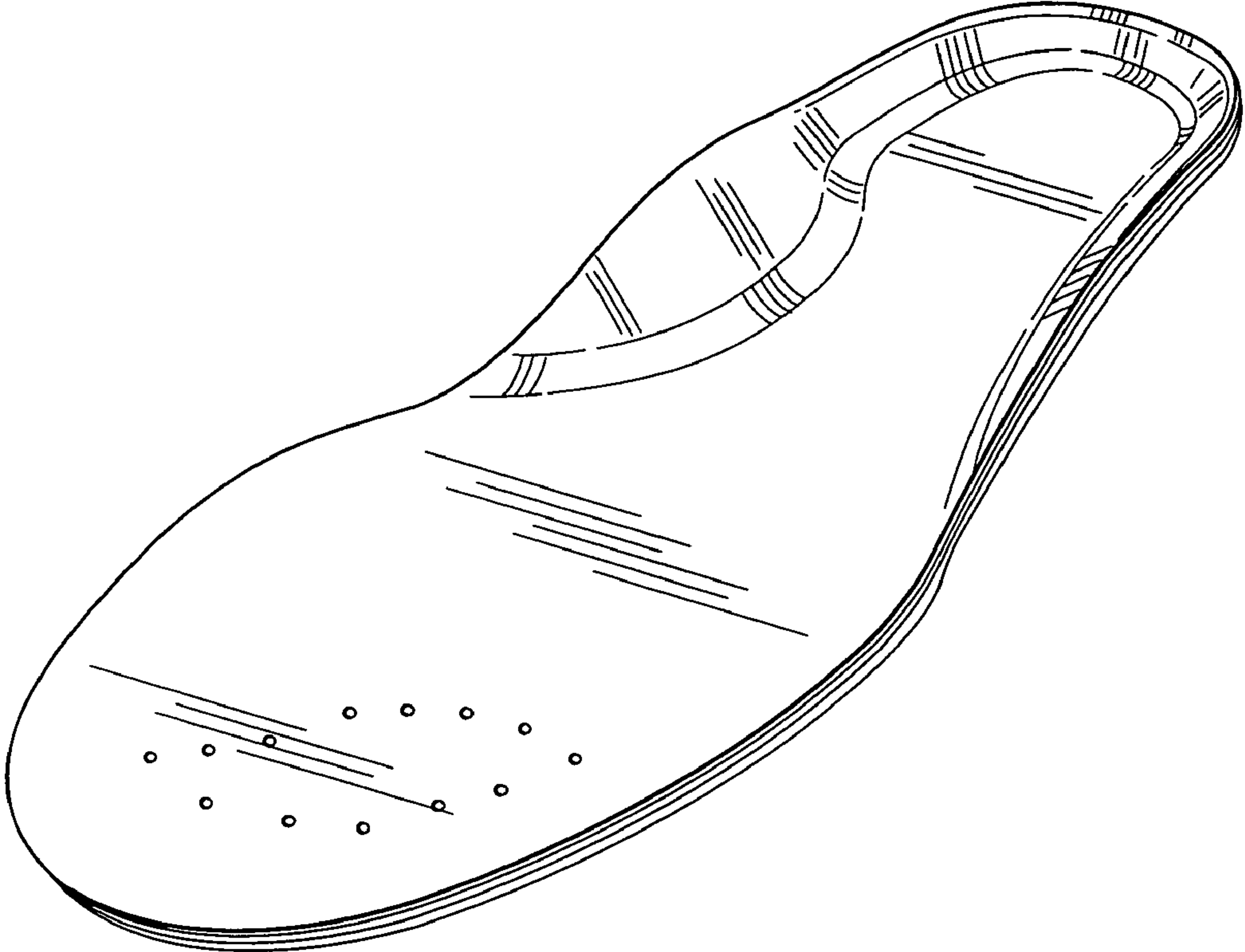


FIG. 1

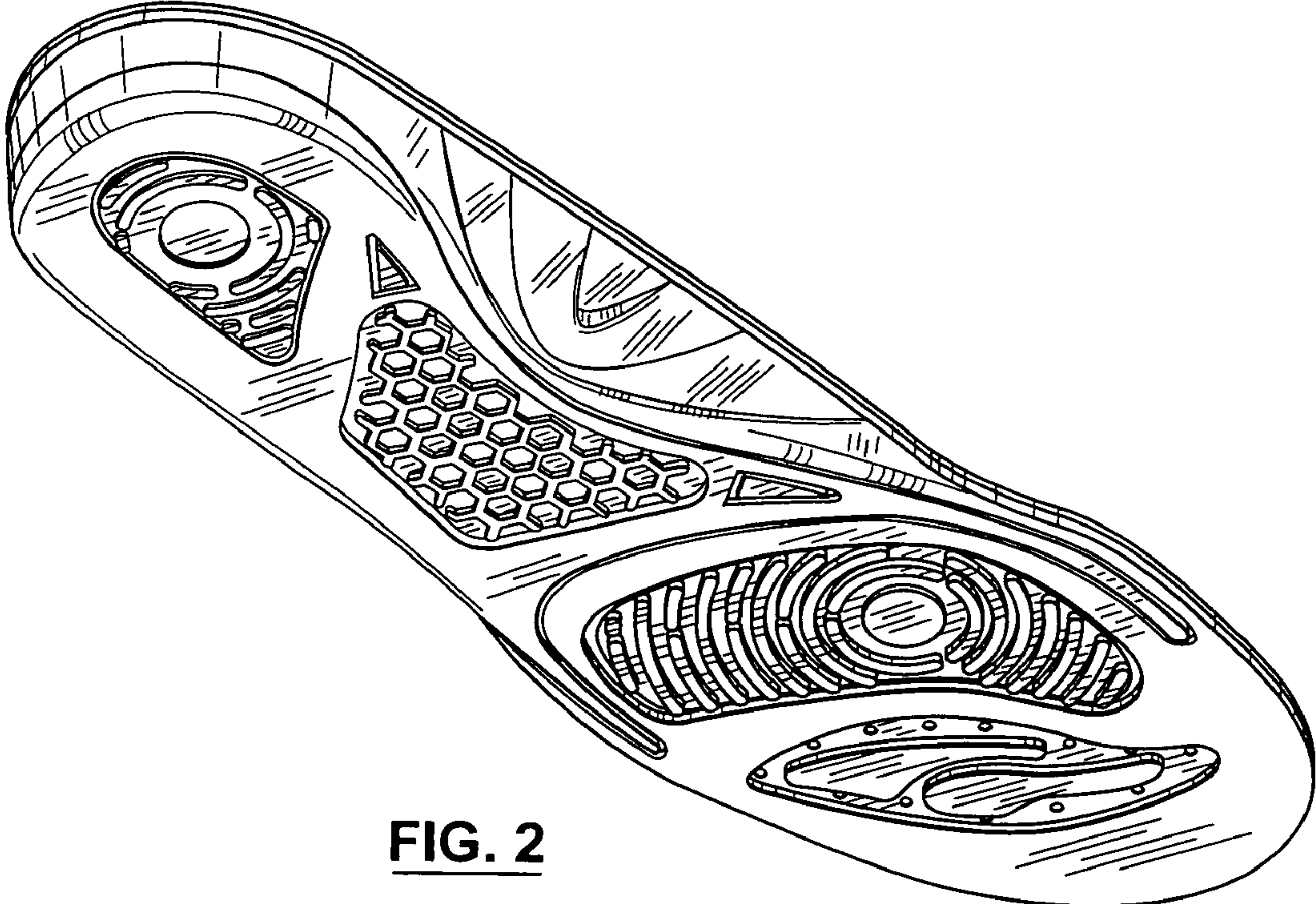


FIG. 2




FIG. 3



FIG. 4

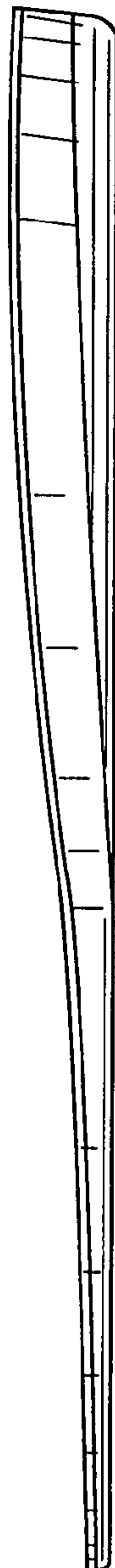


FIG. 5



FIG. 6



FIG. 7

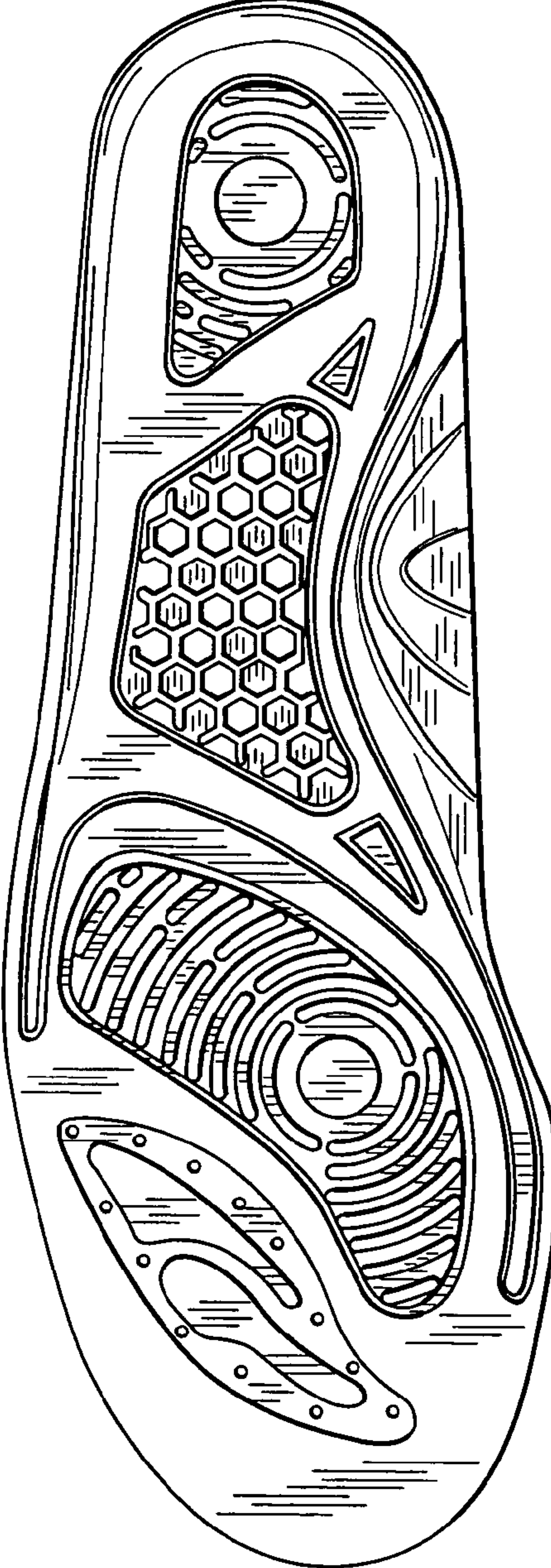


FIG. 8