



US00D551433S

(12) **United States Design Patent**
Loverin

(10) **Patent No.:** **US D551,433 S**

(45) **Date of Patent:** **** Sep. 25, 2007**

- (54) **SHOE SOLE**
 - (75) Inventor: **Marc R. Loverin**, Scituate, MA (US)
 - (73) Assignee: **SRL, Inc.**, Wilmington, DE (US)
 - (**) Term: **14 Years**
 - (21) Appl. No.: **29/236,190**
 - (22) Filed: **Aug. 12, 2005**
 - (51) **LOC (8) Cl.** **02-04**
 - (52) **U.S. Cl.** **D2/953; D2/951; D2/957**
 - (58) **Field of Classification Search** D2/902,
D2/906, 908, 916, 947, 951, 953-957, 959-960;
36/3 B, 7.3, 14, 22 R, 24.5, 25 R, 28, 32 R,
36/67 A, 59 C
- See application file for complete search history.

- D323,059 S 1/1992 Hatfield
- 5,185,943 A 2/1993 Tong et al.
- D337,876 S 8/1993 Kilbey
- D341,708 S 11/1993 Blissett
- D344,172 S 2/1994 Dolinsky
- D350,640 S * 9/1994 Kayano et al. D2/957
- D351,716 S 10/1994 Kawasaki
- 5,440,826 A 8/1995 Whatley
- D366,952 S 2/1996 Pyle
- D369,235 S * 4/1996 Senda et al. D2/953
- D373,674 S 9/1996 Dolinsky
- D374,340 S 10/1996 Avar
- 5,572,804 A 11/1996 Skaja
- D378,240 S * 3/1997 Merceron D2/953

(Continued)

Primary Examiner—Celia A. Murphy
(74) *Attorney, Agent, or Firm*—Fish & Richardson P.C.

(56) **References Cited**
U.S. PATENT DOCUMENTS

- 432,149 A 7/1890 Schummel
- 897,920 A 9/1908 McIntyre
- 2,193,943 A 3/1940 Shea
- 2,201,300 A 5/1940 Prue
- 2,555,590 A 6/1951 Johnson
- 2,814,133 A 11/1957 Herbst
- 2,826,832 A 3/1958 Rollman et al.
- D185,654 S 7/1959 Zerkowitz
- 3,100,354 A 8/1963 Lombard et al.
- 4,281,467 A 8/1981 Anderie
- D268,543 S 4/1983 Bretschneider
- 4,624,062 A 11/1986 Autry
- D288,621 S 3/1987 Surpuriya et al.
- 4,667,423 A 5/1987 Autry et al.
- D294,423 S 3/1988 Zuidema et al.
- D298,483 S 11/1988 Liggett et al.
- 4,794,707 A 1/1989 Franklin et al.
- 4,817,304 A 4/1989 Parker et al.
- D320,884 S 10/1991 Brue

(57) **CLAIM**

The ornamental design for a shoe sole, as shown and described.

DESCRIPTION

FIG. 1 is a perspective view of a shoe sole embodying my new design;

FIG. 2 is a front view thereof;

FIG. 3 is a rear view thereof;

FIG. 4 is a right side view thereof;

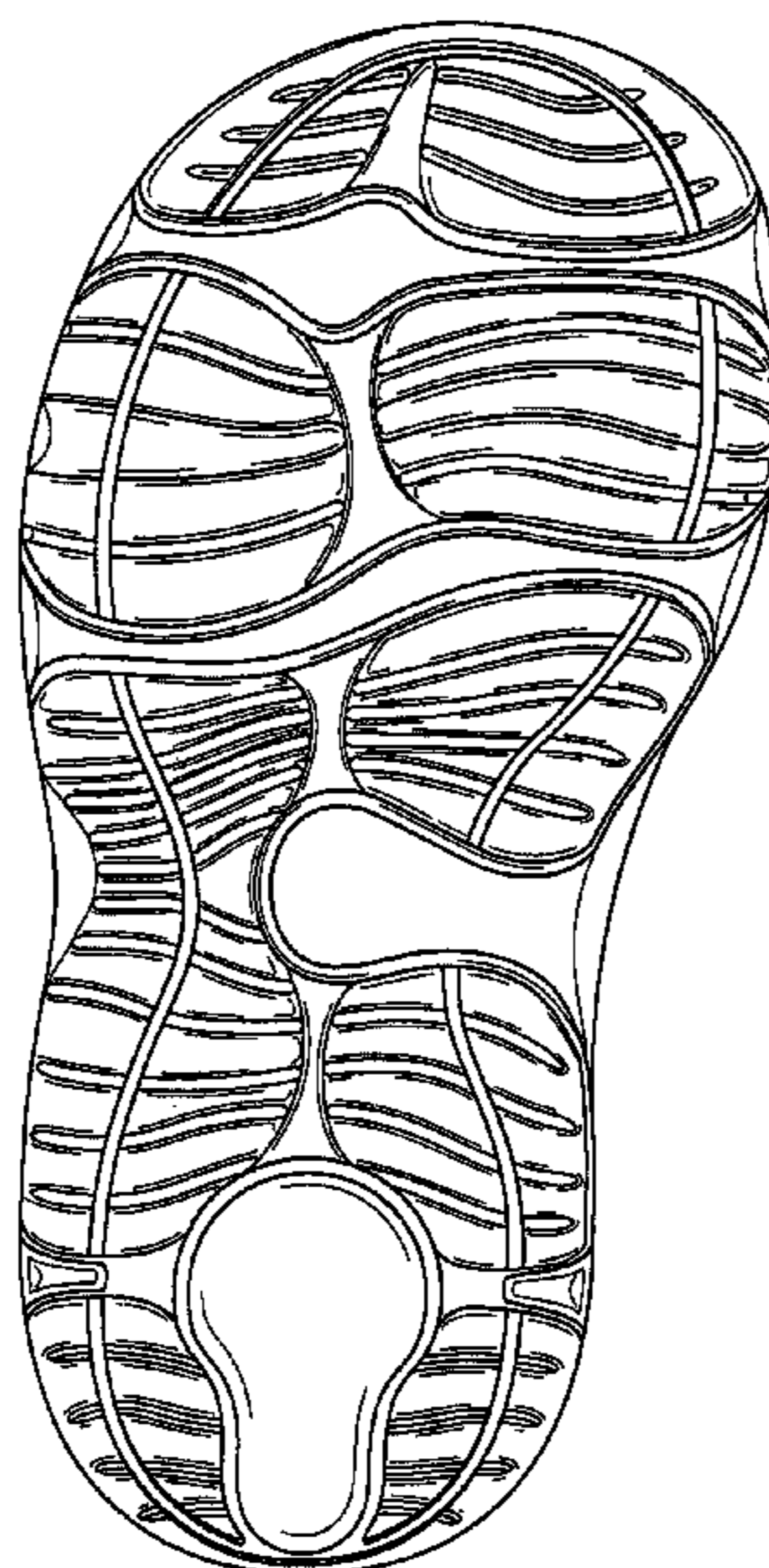
FIG. 5 is a left side view thereof;

FIG. 6 is a bottom plan view of the shoe sole of FIG. 1; and,

FIG. 7 is a top plan view of the shoe sole of FIG. 1.

The broken line shown in FIG. 7 defines the boundary of the design. Neither the broken line nor the area within forms any part of the claim.

1 Claim, 5 Drawing Sheets



US D551,433 S

Page 2

U.S. PATENT DOCUMENTS			
D378,871 S *	4/1997	Hatfield	D2/953
D379,115 S	5/1997	Kramer	
D383,593 S	9/1997	Lozano	
D386,590 S	11/1997	Cass	
D386,591 S	11/1997	Kuerbis	
D386,595 S *	11/1997	Teague	D2/960
D387,698 S	12/1997	Hatfield et al.	
D387,895 S *	12/1997	Cooper	D2/960
D389,994 S	2/1998	Sessa	
5,718,064 A	2/1998	Pyle	
D395,739 S	7/1998	Mervar	
5,787,609 A	8/1998	Wu	
D397,546 S	9/1998	Merceron	
D398,740 S	9/1998	Hewett	
D401,747 S *	12/1998	Cessor	D2/960
D402,447 S *	12/1998	Munns	D2/953
D402,450 S *	12/1998	Munns	D2/957
D403,145 S *	12/1998	Truelsen	D2/957
5,852,886 A	12/1998	Slepian et al.	
D404,549 S	1/1999	Greenberg	
D404,895 S	2/1999	Rosato	
D404,897 S *	2/1999	Marshall	D2/951
D405,247 S	2/1999	Bouchoms	
D405,942 S	2/1999	Kelchak	
D411,579 S	6/1999	Dolinsky	
D411,910 S *	7/1999	Cessor	D2/953
5,926,974 A	7/1999	Friton	
5,970,628 A	10/1999	Meschan	
5,974,695 A	11/1999	Slepian et al.	
6,026,593 A	2/2000	Harmon-Weiss et al.	
6,050,001 A	4/2000	Ditrich	
6,050,002 A	4/2000	Meschan	
D424,289 S	5/2000	Sorofman	
6,082,023 A	7/2000	Dalton	
6,082,024 A	7/2000	DelBiondi	
D429,554 S	8/2000	Gillespie	
D430,389 S	9/2000	DelBiondi	
6,115,944 A	9/2000	Lain	
D432,762 S *	10/2000	Weege	D2/953
D434,549 S	12/2000	Solaroli	
D447,323 S *	9/2001	Cadet	D2/953
D452,060 S	12/2001	Estey	
D452,061 S	12/2001	Smith	
D458,441 S	6/2002	Gillespie	
D459,064 S *	6/2002	McClaskie	D2/957
D459,865 S	7/2002	Urie et al.	
D461,298 S *	8/2002	Urie et al.	D2/955
D473,697 S	4/2003	Gillespie	
D474,584 S *	5/2003	Matis	D2/953
D474,877 S *	5/2003	Belley et al.	D2/953
D482,852 S *	12/2003	Belley et al.	D2/957
D492,096 S *	6/2004	Sanchez et al.	D2/896
D497,244 S *	10/2004	Sedlbauer	D2/955
D503,264 S *	3/2005	McClaskie	D2/955
D507,097 S *	7/2005	Sonnergren	D2/956
D508,160 S *	8/2005	Sonnergren	D2/953
D513,112 S *	12/2005	Le	D2/957
D515,791 S *	2/2006	McClaskie	D2/953
D521,715 S *	5/2006	Lotti	D2/957
2002/0112374 A1	8/2002	Gillespie	
2005/0268491 A1 *	12/2005	McDonald et al.	36/28

* cited by examiner

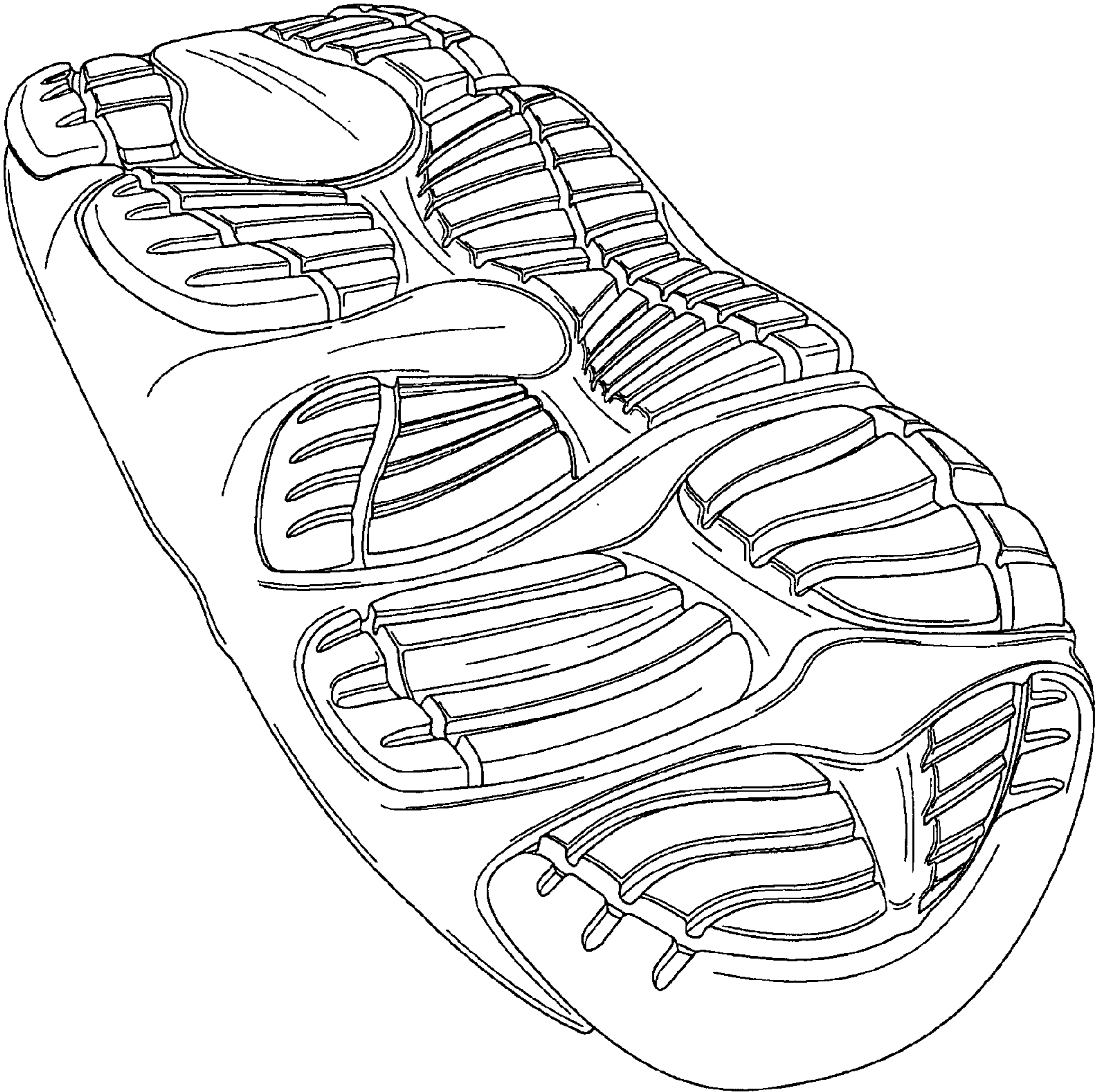


FIG. 1




FIG. 2

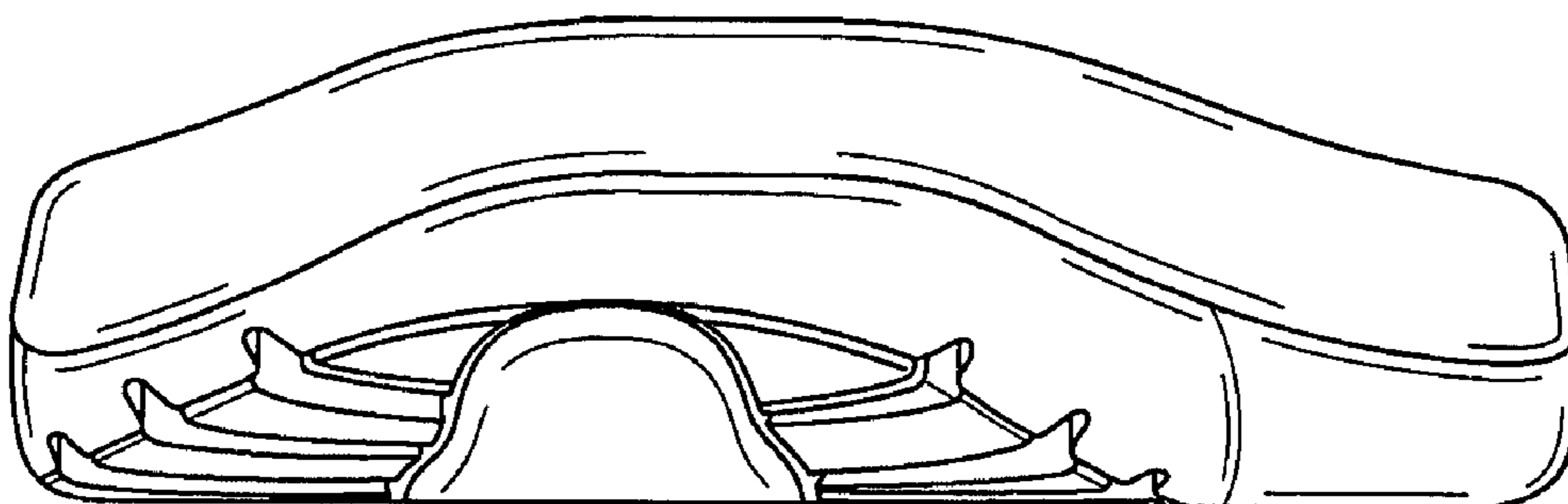


FIG. 3

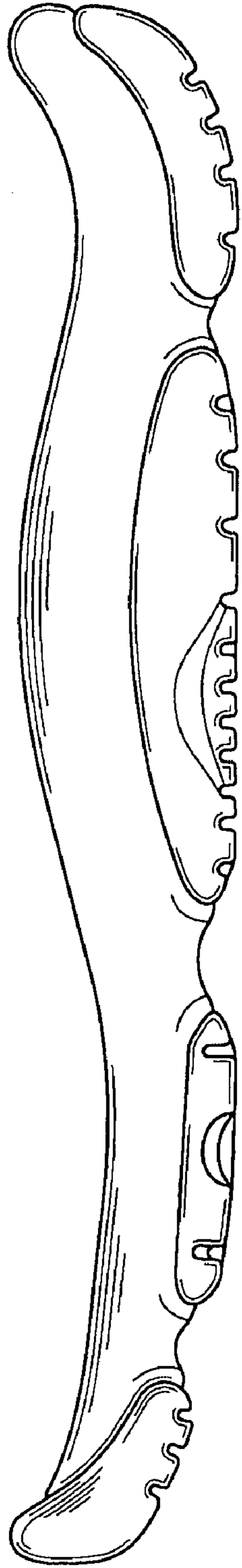


FIG. 4

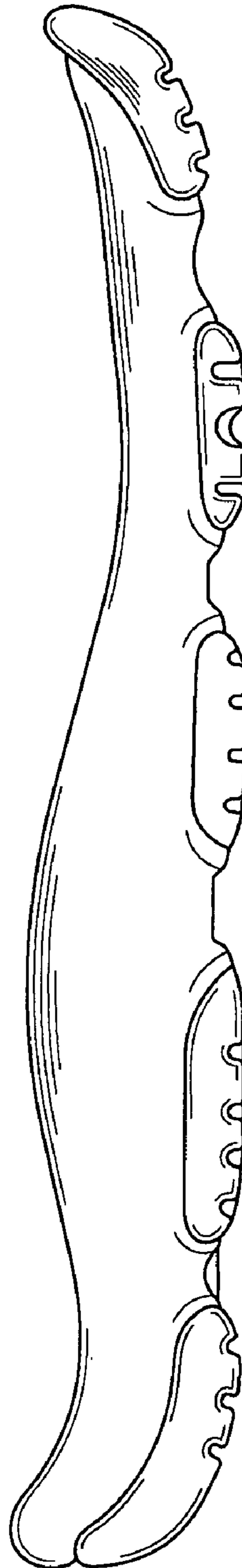


FIG. 5

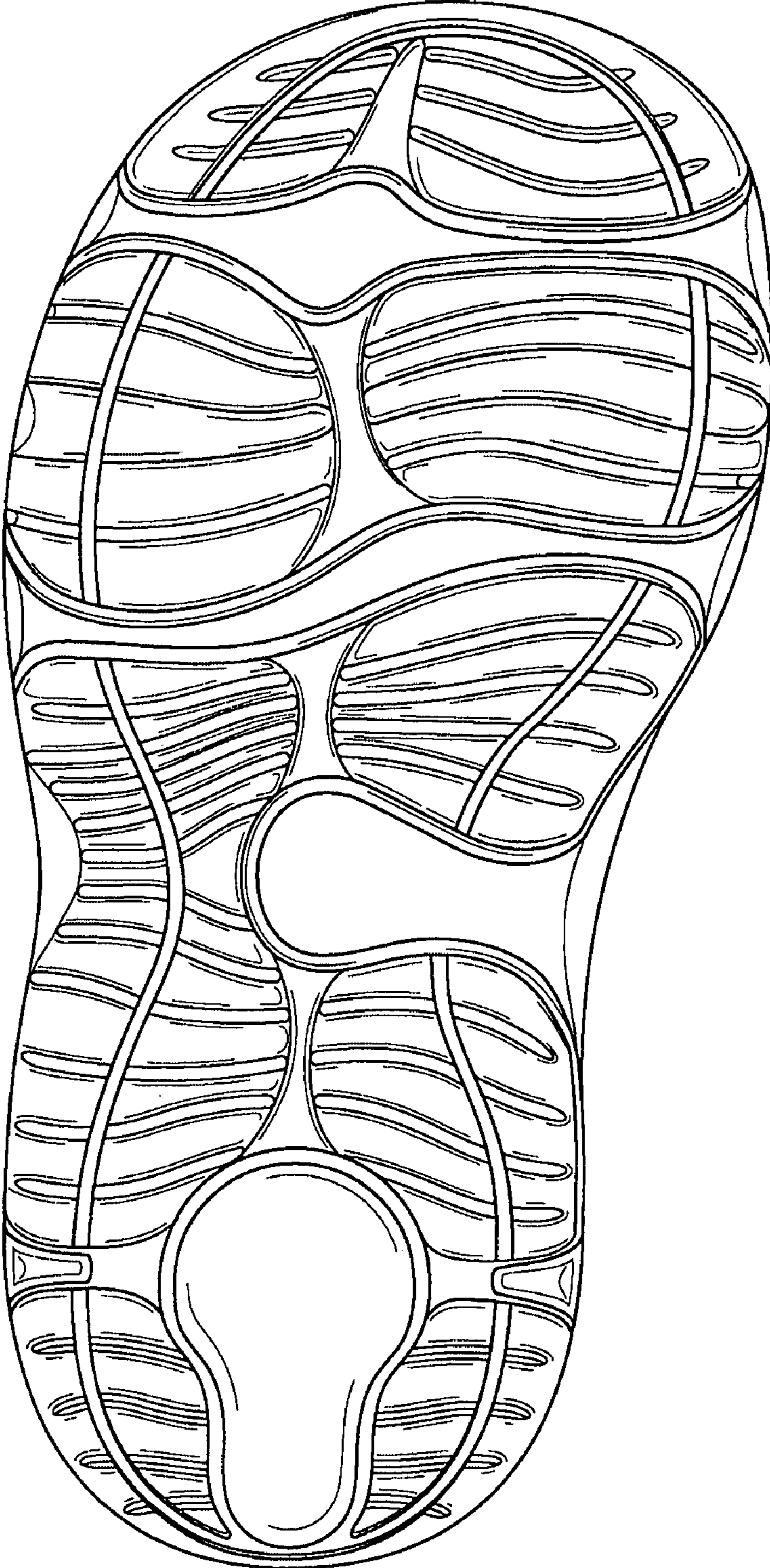


FIG. 6

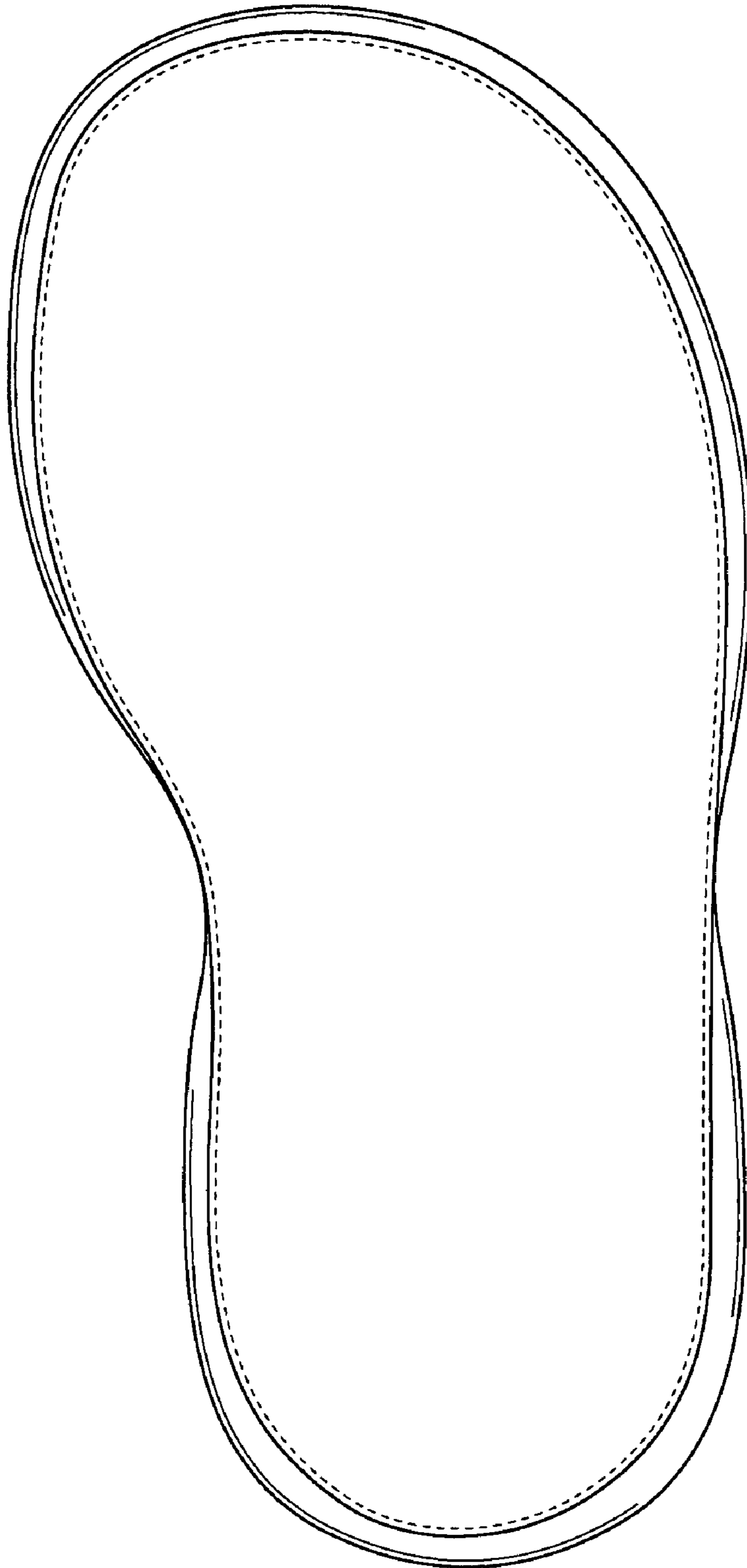


FIG. 7