



US00D551432S

(12) **United States Design Patent** (10) **Patent No.:** **US D551,432 S**
Belley et al. (45) **Date of Patent:** **** Sep. 25, 2007**

(54) **FOOTWEAR SOLE** D494,347 S * 8/2004 McClaskie D2/952
D495,856 S * 9/2004 McClaskie D2/952

(75) Inventors: **Manon Belley**, Laval (CA); **Grant A. Urie**, Shelburne, VT (US); **Martin W. F. Dean**, St. Albans (GB)

(Continued)

OTHER PUBLICATIONS

(73) Assignee: **Wolverine World Wide, Inc.**, Rockford, MI (US)

“The Breaking Wave Off Kanagawa” by Hokusai (1760-1849) loc: <http://www.andreas.com/pixs/hok-1b.jpg>.
Fuji Seen From the Sea. 1834. Woodblock : Google Image Result for <http://www.andreas.com/hokusai.html>.
Merrell Fall 2000 Catalog, p. 27.
HyTest 1997 Catalog, pp. 64, 65.
Merrell Spring 2004 Catalog, p. 68.
Merrell Spring 2005 Catalog, p. 70.

(**) Term: **14 Years**

(21) Appl. No.: **29/231,199**

(22) Filed: **Jun. 2, 2005**

(51) **LOC (8) Cl.** **02-04**

(52) **U.S. Cl.** **D2/952; D2/953**

(58) **Field of Classification Search** D2/902,
D2/911, 943, 946-949, 951-960, 977; D12/513,
D12/545, 580, 583, 602; 36/3 B, 22 R, 24.5,
36/25 R, 28, 32 R, 34 R, 59 C, 91, 76 R
See application file for complete search history.

Primary Examiner—Celia A. Murphy

(74) *Attorney, Agent, or Firm*—Warner Norcross & Judd LLP

(57) **CLAIM**

The ornamental design for footwear sole, as shown and described.

(56) **References Cited**

DESCRIPTION

U.S. PATENT DOCUMENTS

D80,001 S *	11/1929	Wydom	D2/952
2,065,463 A *	12/1936	Whelton	36/76 R
D173,924 S *	1/1955	Weiss	D2/974
4,069,601 A *	1/1978	Robbins et al.	36/11.5
D284,902 S *	8/1986	Lindh	D2/952
5,048,203 A *	9/1991	Kling	36/32 R
D325,807 S *	5/1992	Austin	D2/952
D343,507 S *	1/1994	Gramola	D2/948
D350,430 S *	9/1994	Pallera	D2/952
D364,728 S *	12/1995	Nozu et al.	D2/953
D369,895 S *	5/1996	Finn	D2/959
D372,575 S *	8/1996	Finn	D2/959
D402,446 S *	12/1998	Kelchak	D2/952
D460,249 S *	7/2002	Yang	D2/959
D467,710 S *	12/2002	Matis et al.	D2/952
D468,080 S *	1/2003	Matis et al.	D2/952
D480,203 S *	10/2003	Matis et al.	D2/952
D487,613 S *	3/2004	Urie et al.	D2/952

FIG. 1 is a perspective view of the footwear sole embodying the new design;

FIG. 2 is a top plan view thereof;

FIG. 3 is a right side view thereof;

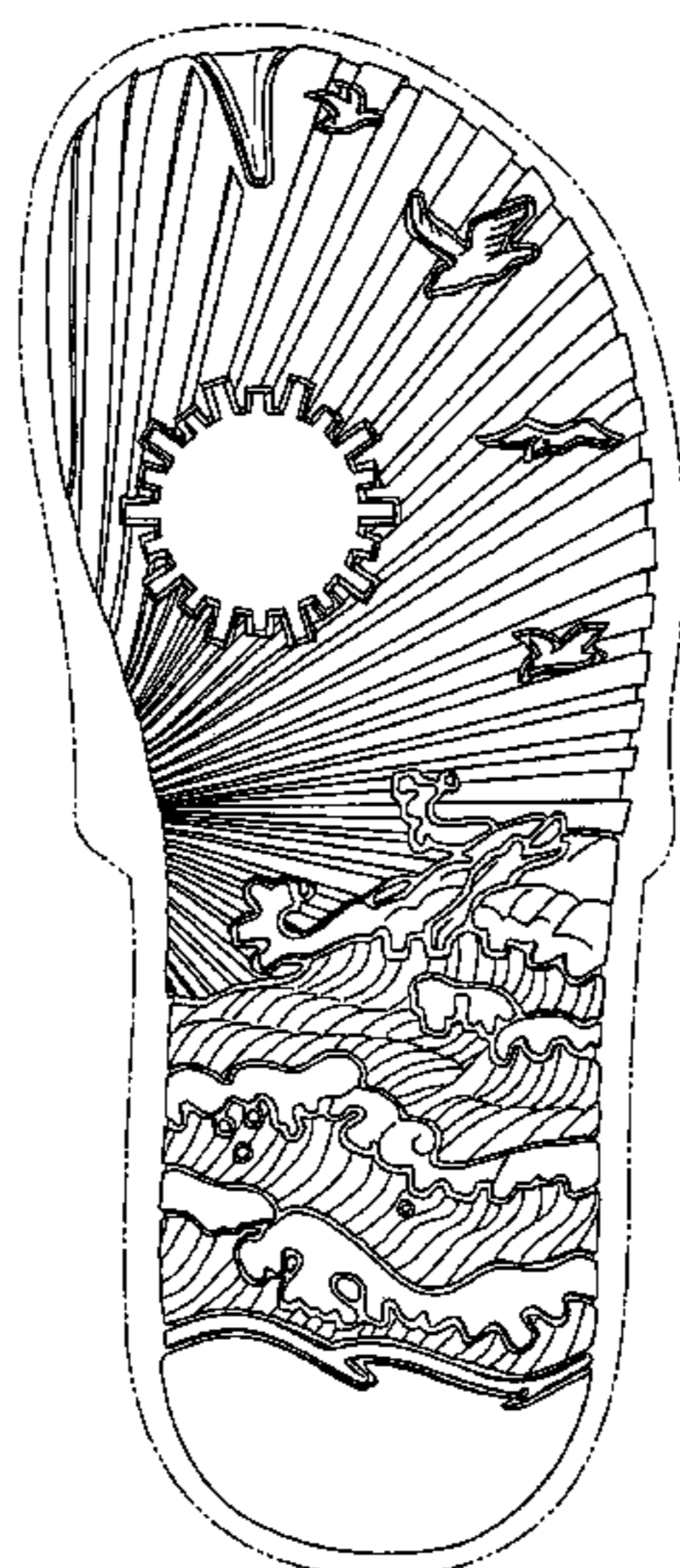
FIG. 4 is a left side view thereof;

FIG. 5 is a front view thereof; and,

FIG. 6 is a rear view thereof.

FIGS. 1-6 show features of an article of footwear in phantom lines. These features are shown for environmental purposes and do not form any part of the claimed design. Further, the phantom lines immediately adjacent the solid-line portions of the design form the boundary of the design, with the phantom lines forming no part of the claimed design.

1 Claim, 4 Drawing Sheets



US D551,432 S

Page 2

U.S. PATENT DOCUMENTS

D500,400 S	*	1/2005	Le	D2/957	D530,063 S	*	10/2006	Issler	D2/916
D511,609 S	*	11/2005	Magro et al.	D2/908	D531,393 S	*	11/2006	McClaskie	D2/952
D524,519 S	*	7/2006	Le	D2/952	D531,787 S	*	11/2006	McClaskie	D2/952
D528,747 S	*	9/2006	Issler	D2/916	2002/0035793 A1	*	3/2002	Byrd	36/8.4

* cited by examiner

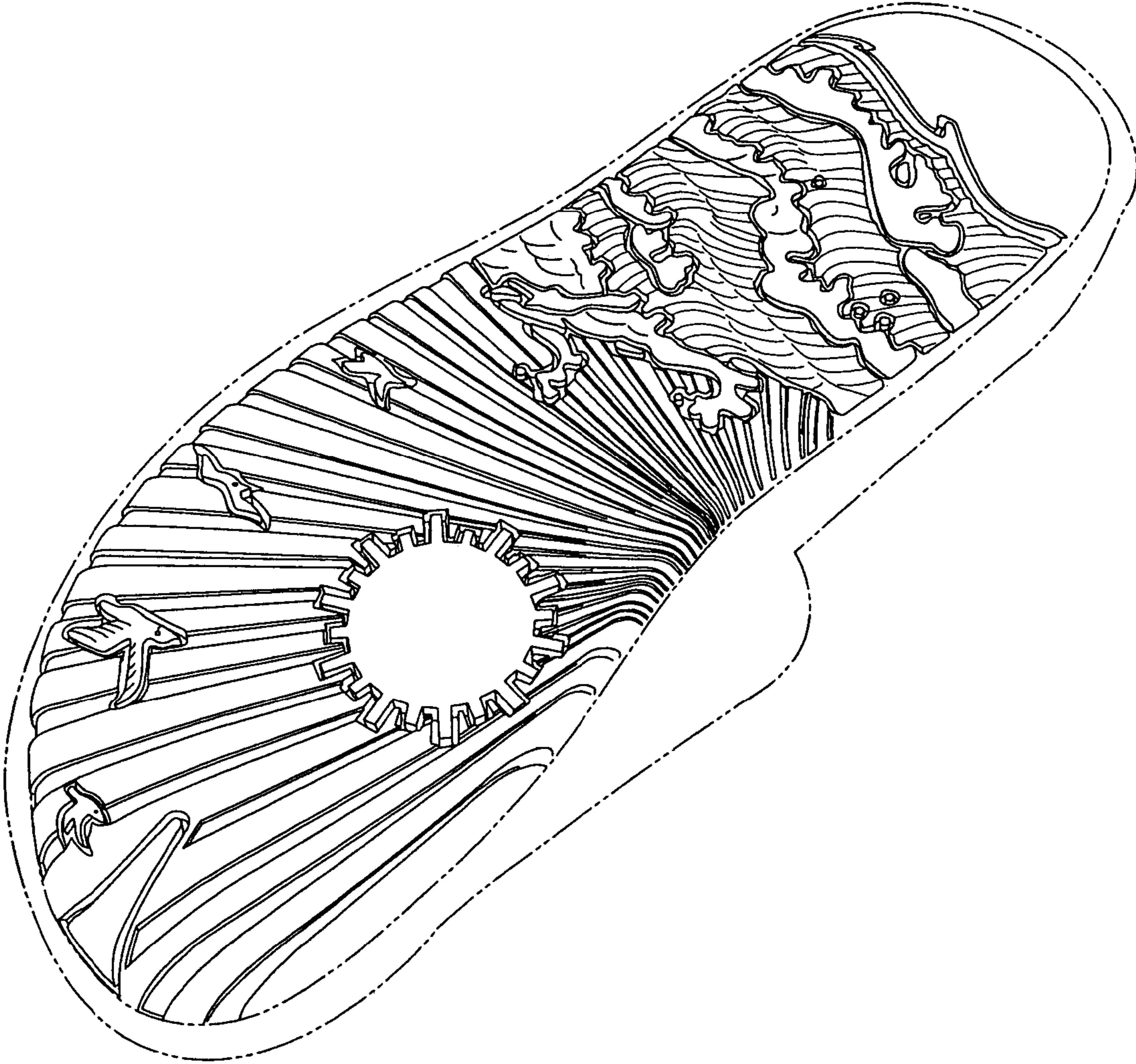


Fig. 1

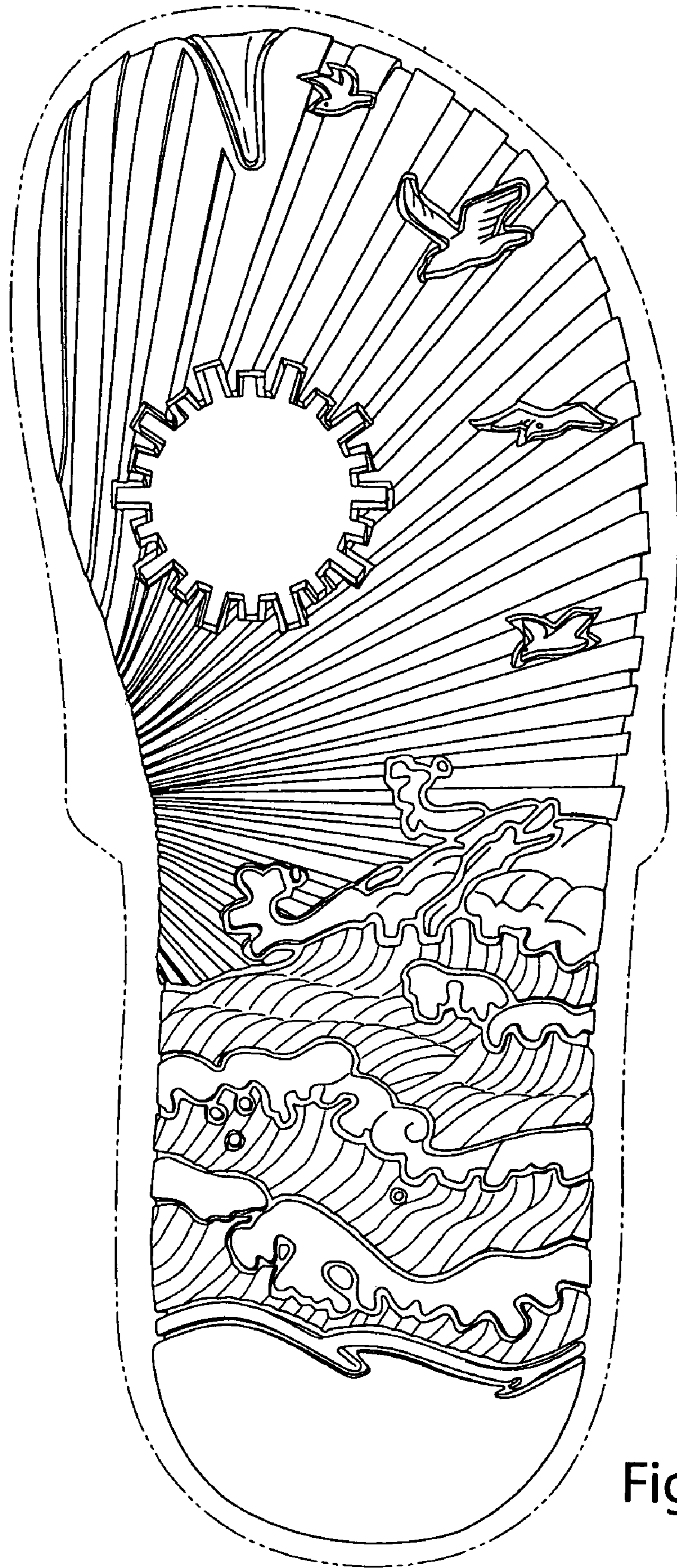


Fig. 2




Fig. 3

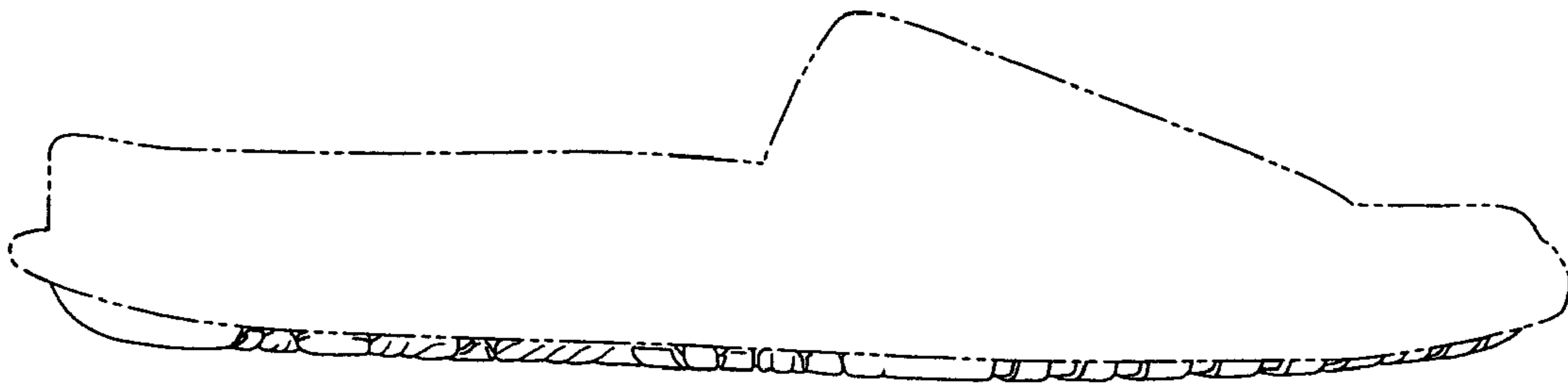


Fig. 4

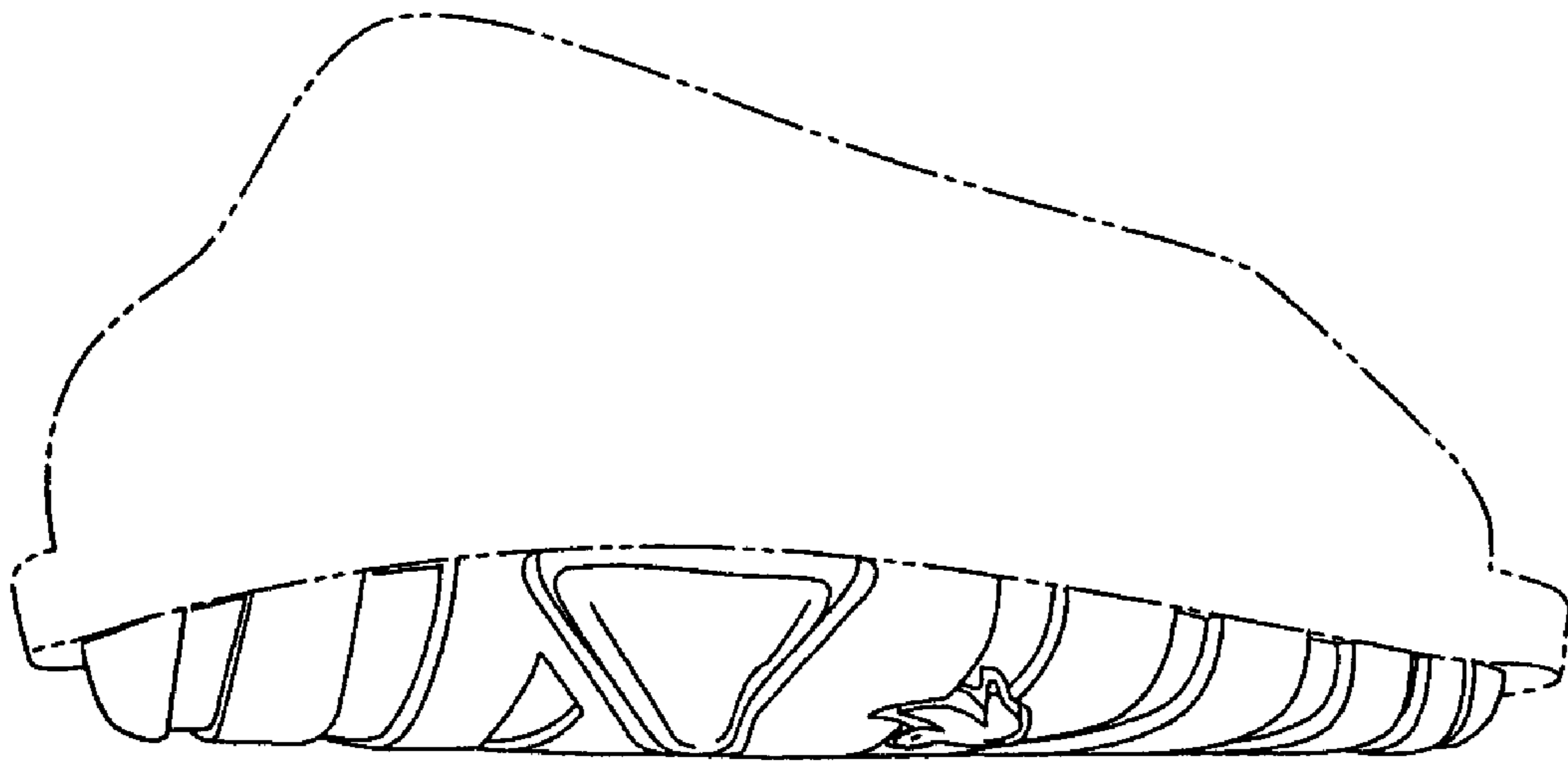


Fig. 5

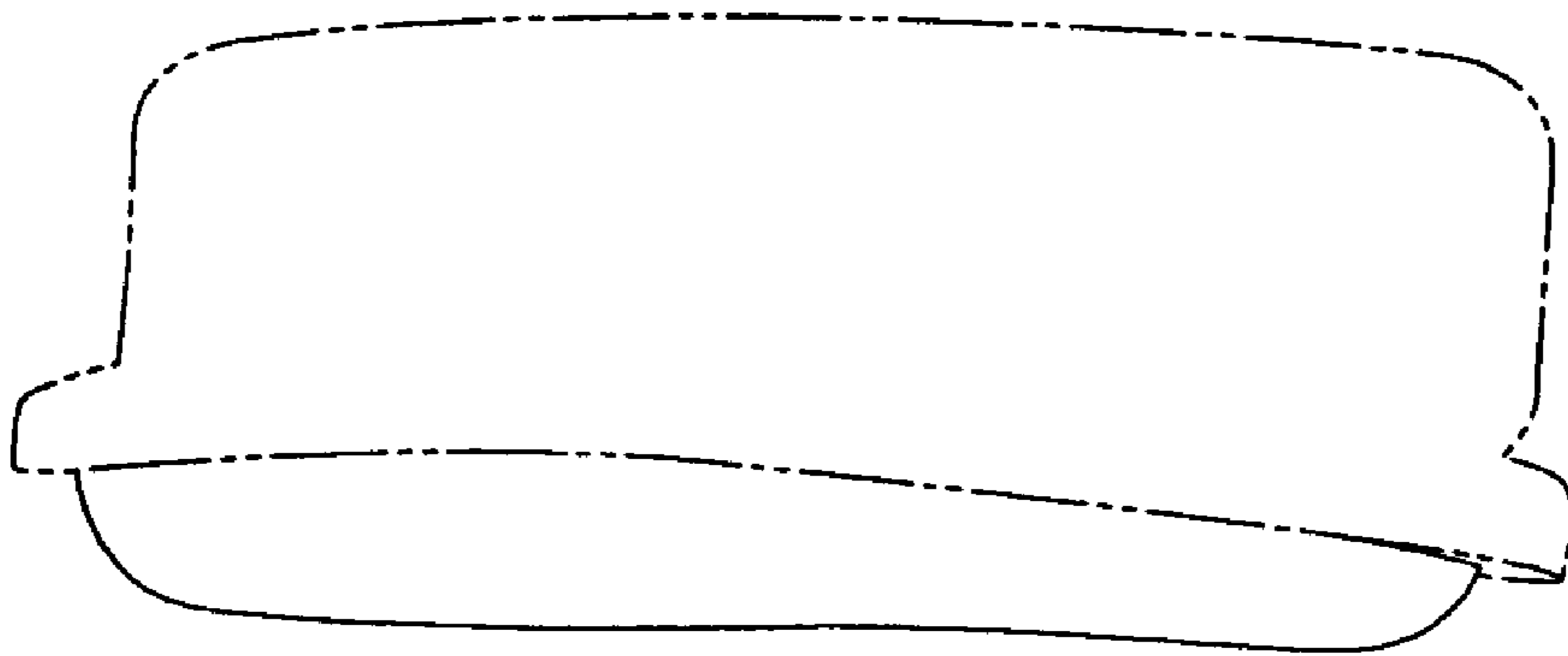


Fig. 6