



US00D551428S

(12) **United States Design Patent** (10) **Patent No.:** **US D551,428 S**  
**Heo** (45) **Date of Patent:** **\*\* Sep. 25, 2007**

(54) **PAD FOR PANTIES**  
(76) **Inventor:** **Woo Cheol Heo**, 107-2105 Shindorim  
Taeyoung Town Apt, 1267 Kurodong,  
Kurogu, Seoul (KR)

(\*\*) **Term:** **14 Years**  
(21) **Appl. No.:** **29/237,635**  
(22) **Filed:** **Sep. 2, 2005**

(30) **Foreign Application Priority Data**  
Mar. 5, 2005 (KR) ..... 30-2005-0007277

(51) **LOC (8) Cl.** ..... **02-02**  
(52) **U.S. Cl.** ..... **D2/712; D2/853**  
(58) **Field of Classification Search** ..... D2/853,  
D2/712, 713, 731, 732, 738; 2/400-404,  
2/406-408, 1, 90, 466, 78, 267, 268, 110,  
2/247-254; 602/70-73  
See application file for complete search history.

(56) **References Cited**

**U.S. PATENT DOCUMENTS**

2,332,141	A *	10/1943	Greene	.....	450/98
2,565,866	A *	8/1951	Loftus et al.	.....	450/99
3,375,829	A *	4/1968	Brennan et al.	.....	450/115
4,879,765	A *	11/1989	Bailie et al.	.....	2/24
4,916,755	A *	4/1990	Feigenbaum et al.	.....	2/67
5,103,505	A *	4/1992	Llorens	.....	2/400
RE34,573	E *	4/1994	Calvert	.....	2/467
D391,386	S *	3/1998	Sinclair	.....	D2/711
5,842,232	A *	12/1998	Parrish	.....	2/400
5,845,335	A *	12/1998	Twitty	.....	2/80
6,074,273	A *	6/2000	Turner et al.	.....	450/37

6,079,050	A *	6/2000	Hooper-Jackson	.....	2/78.1
7,089,601	B2 *	8/2006	Chen	.....	2/400
2004/0168245	A1 *	9/2004	Goodwin	.....	2/267
2005/0177926	A1 *	8/2005	Chen	.....	2/400
2005/0234380	A1 *	10/2005	Fulford et al.	.....	602/61

**FOREIGN PATENT DOCUMENTS**

JP 08060403 \* 3/1996

\* cited by examiner

*Primary Examiner*—Ian Simmons

*Assistant Examiner*—R. Johnson

(74) *Attorney, Agent, or Firm*—John K. Park; Park Law Firm

(57) **CLAIM**

The ornamental design for a pad for panties, as shown and described.

**DESCRIPTION**

FIG. 1 is a perspective view of a pad for panties showing my new design;

FIG. 2 is a front elevational view thereof;

FIG. 3 is a rear elevational view thereof;

FIG. 4 is a left side view thereof;

FIG. 5 is a top plan view thereof;

FIG. 6 is a cross-sectional view along 6-6 of FIG. 2; and,

FIG. 7 is a perspective view of a pad worn.

The broken lines in FIG. 7 showing a human body and an additional pad are for illustrative purposes only and form no part of the claimed design.

**1 Claim, 3 Drawing Sheets**

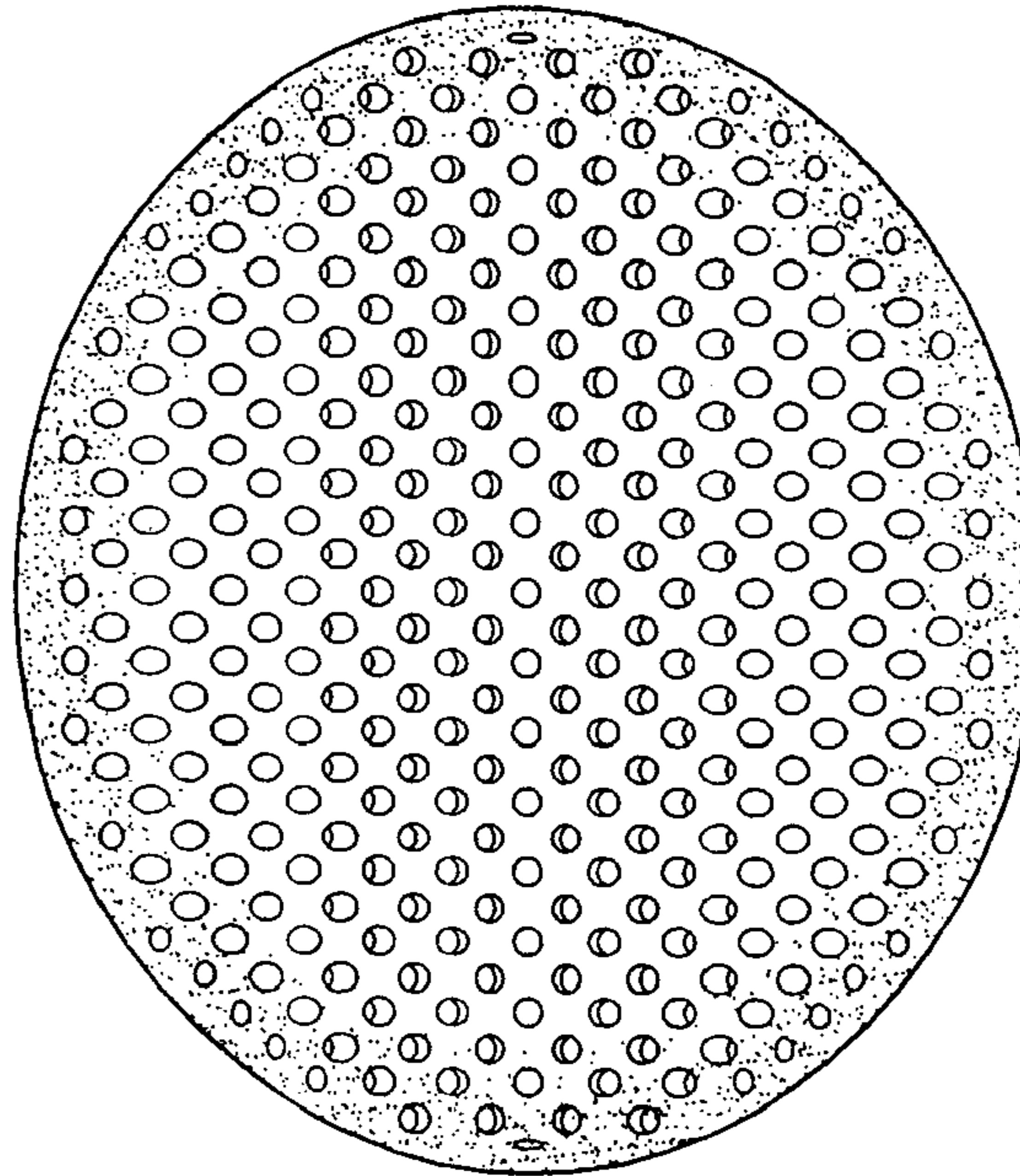
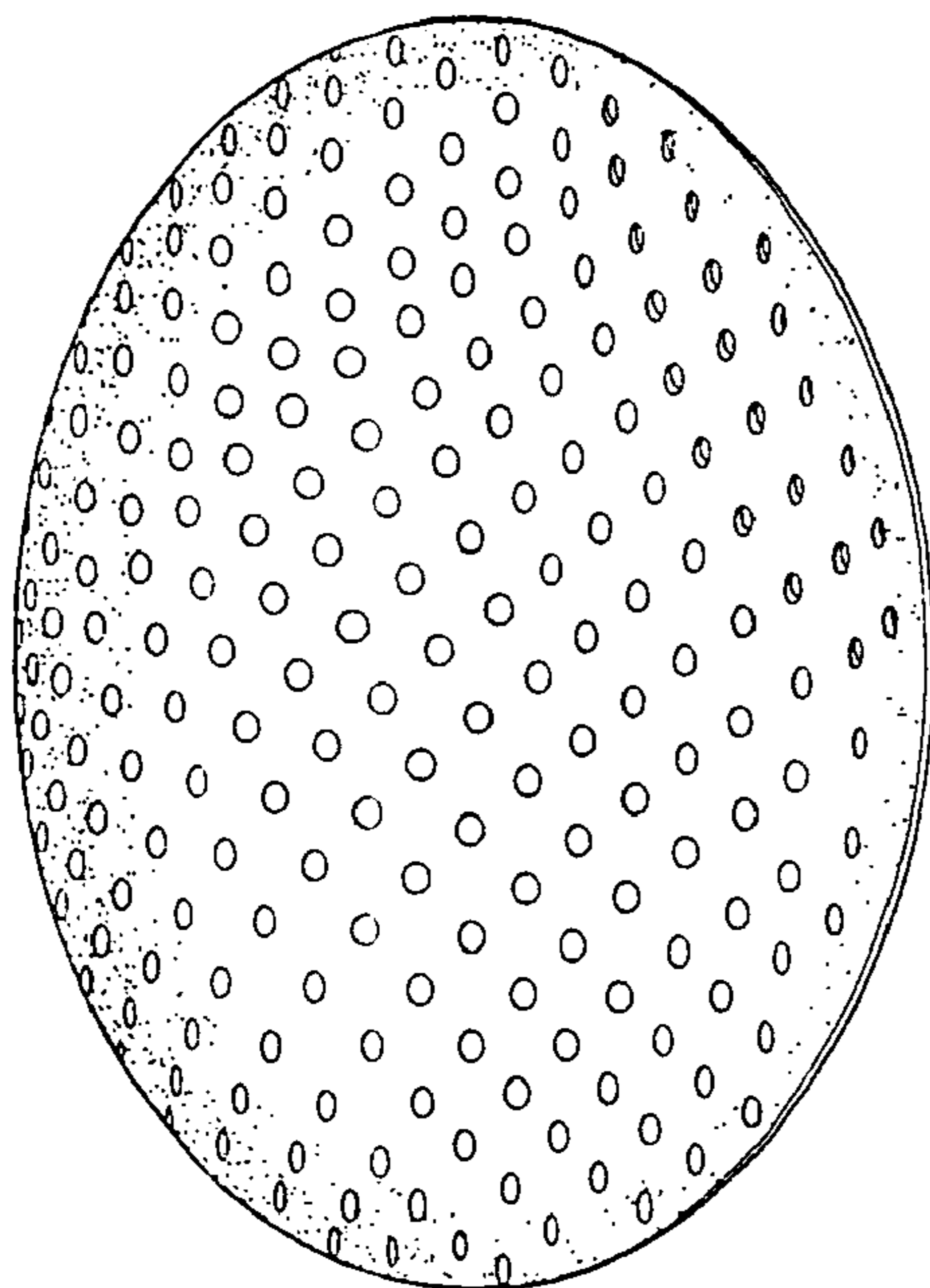


FIG. 1

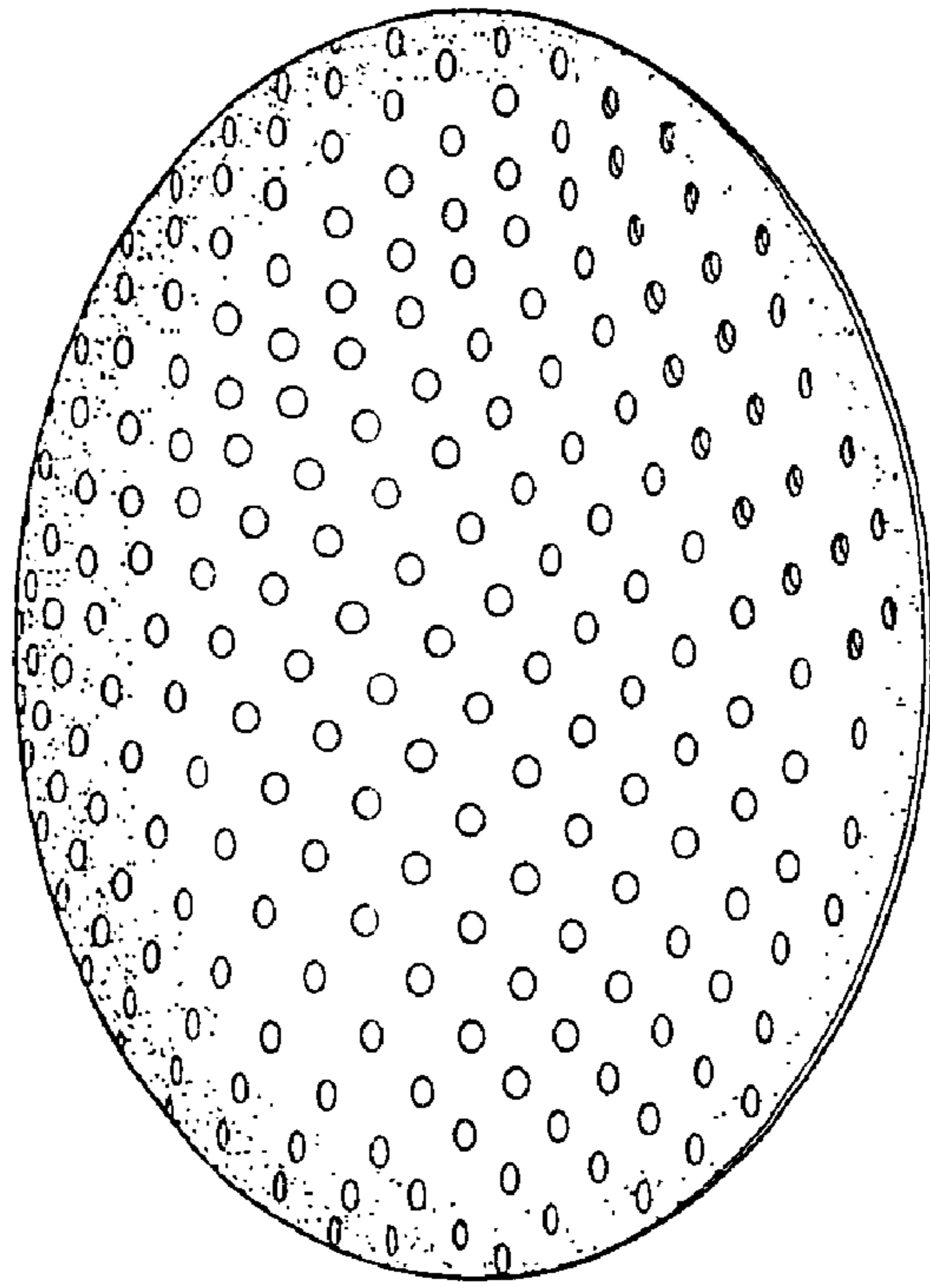


FIG. 2

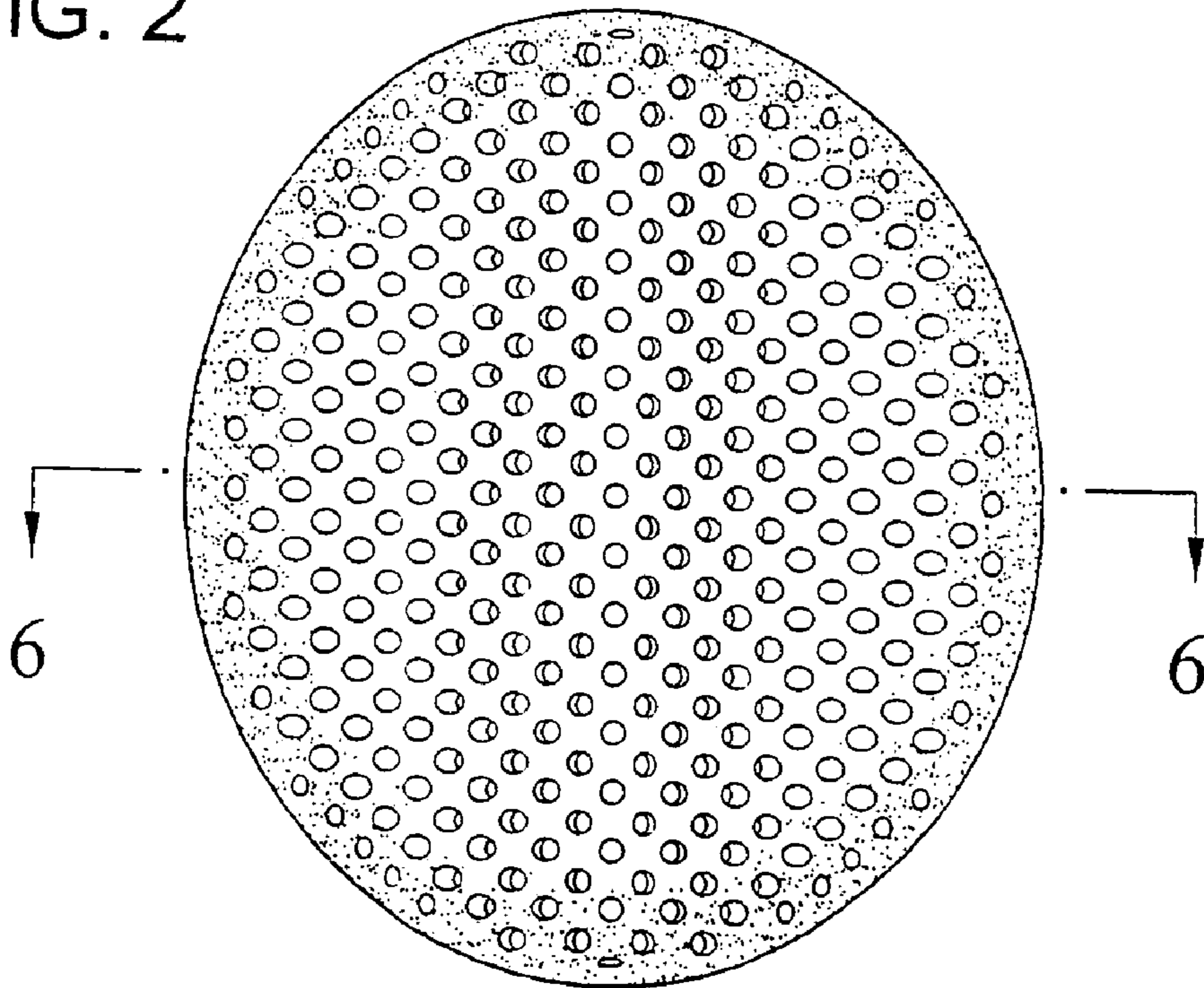


FIG. 3

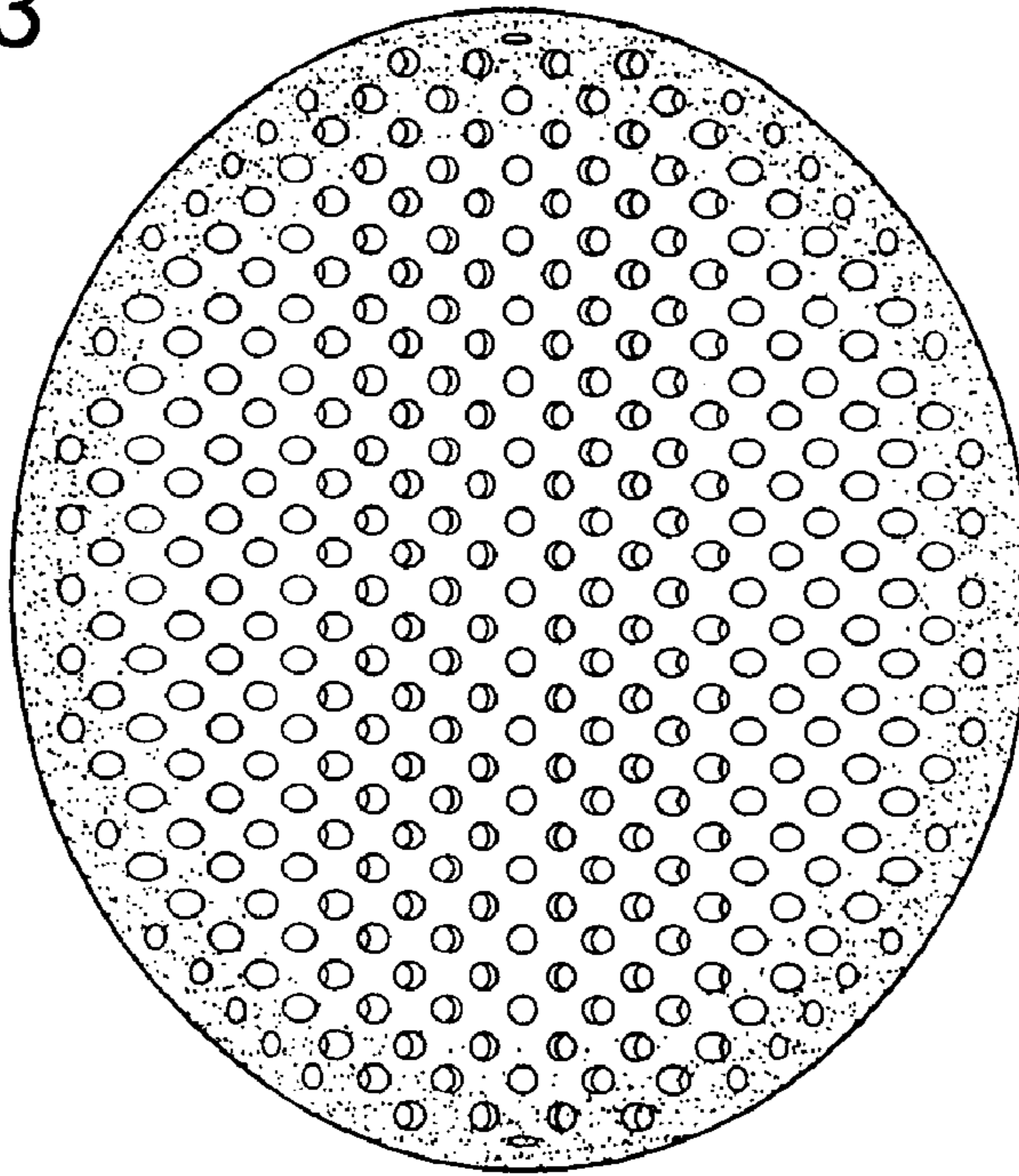


FIG. 4




FIG. 5

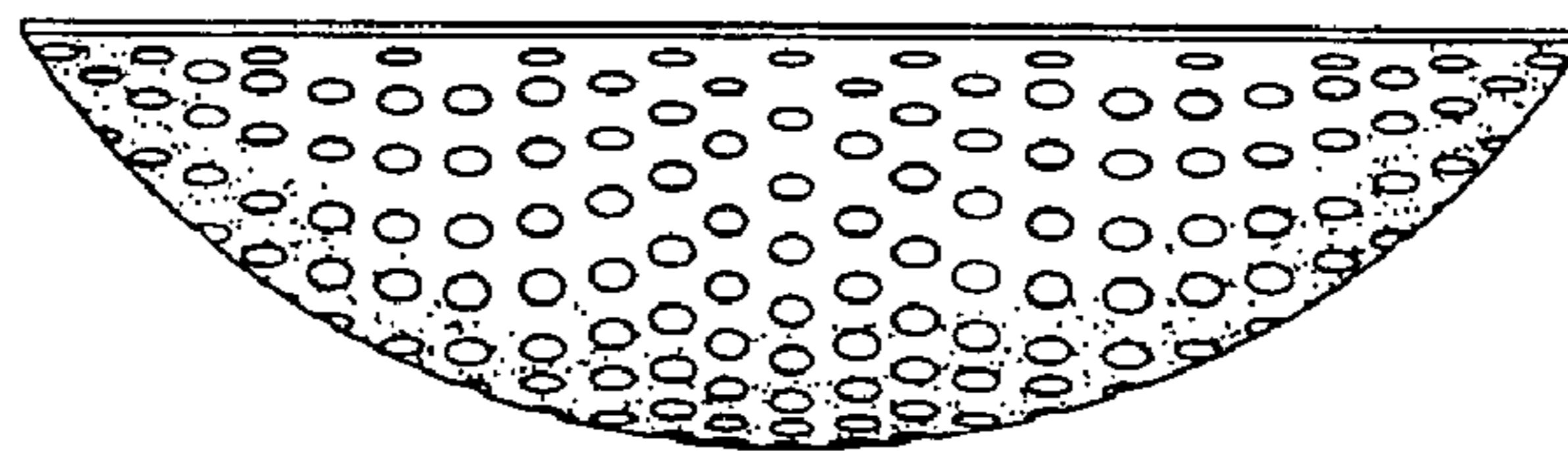


FIG. 6




FIG. 7

