



US00D551427S

(12) **United States Design Patent**  
**Handley**

(10) **Patent No.:** **US D551,427 S**

(45) **Date of Patent:** **\*\* Sep. 25, 2007**

(54) **BELT**  
(75) Inventor: **Susan V. Handley**, Princeville, HI (US)  
(73) Assignee: **Beijo Properties, Inc.**, Santa Monica, CA (US)  
(\*\*) Term: **14 Years**

4,778,033 A \* 10/1988 Gonzalez et al. .... 182/230  
D390,961 S \* 2/1998 Walker et al. .... D24/190  
D401,137 S \* 11/1998 Boelling ..... D8/394  
5,943,705 A \* 8/1999 Sink ..... 2/338  
6,190,288 B1 \* 2/2001 Fisher ..... 482/10  
D454,054 S \* 3/2002 Kelleghan ..... D8/356

\* cited by examiner

*Primary Examiner*—Paula A. Greene  
(74) *Attorney, Agent, or Firm*—Mark Montague; Cowan, Liebowitz & Latman, P.C.

(21) Appl. No.: **29/239,364**  
(22) Filed: **Sep. 29, 2005**

(51) **LOC (8) Cl.** ..... **02-07**  
(52) **U.S. Cl.** ..... **D2/624**  
(58) **Field of Classification Search** ..... D2/624,  
D2/627, 628; D29/100; D24/190; 2/300,  
2/311, 314, 335, 337, 919, 338; 224/257,  
224/258, 264, 910; D8/356, 394, 396; 24/16 PB;  
482/10; 182/230; 606/203  
See application file for complete search history.

(57) **CLAIM**

The ornamental design for a belt, as shown and described.

**DESCRIPTION**

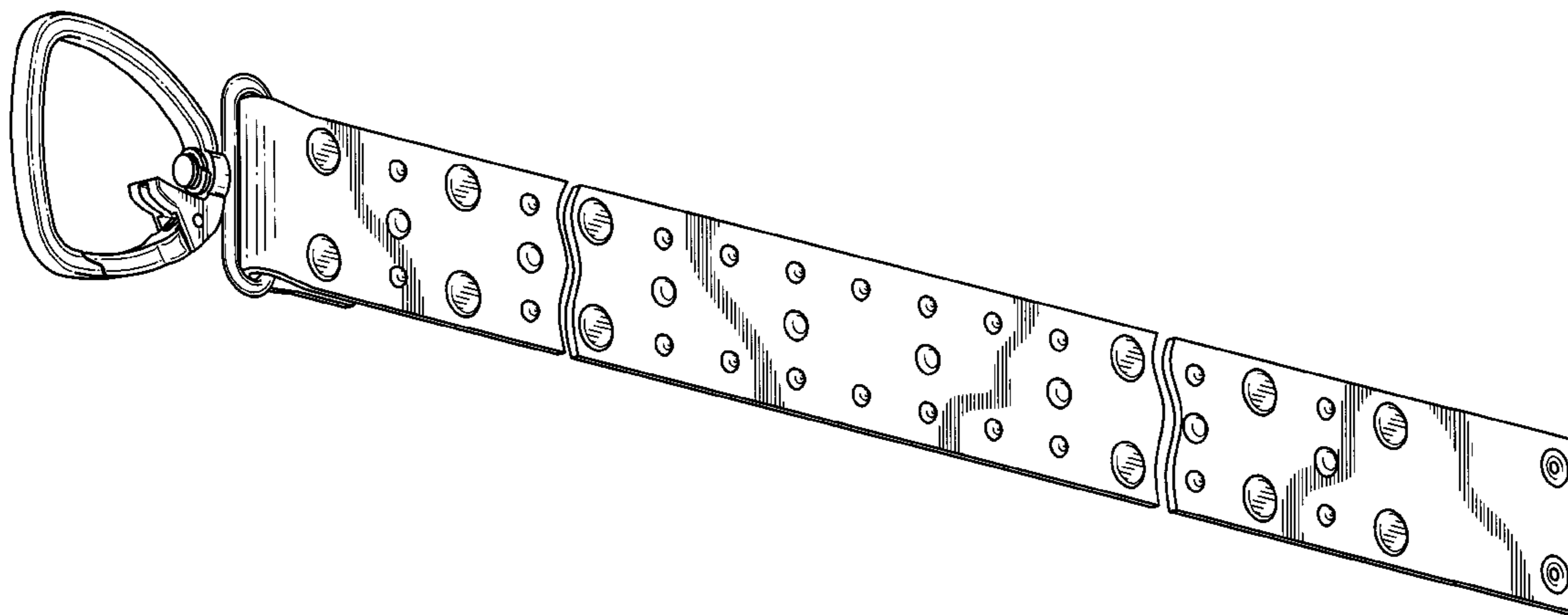
FIG. 1 is a perspective view of a belt showing my new design, the belt is drawn broken away to show indeterminate length;  
FIG. 2 is a front elevational view of the belt;  
FIG. 3 is a left side view of the belt;  
FIG. 4 is a rear elevational view of the belt;  
FIG. 5 is a right side view of the belt  
FIG. 6 is a top view of the belt; and,  
FIG. 7 is a bottom view of the belt.

(56) **References Cited**

**U.S. PATENT DOCUMENTS**

851,219 A \* 4/1907 Bloomberg ..... 2/314  
3,848,270 A \* 11/1974 Rand ..... 2/311  
4,273,130 A \* 6/1981 Simpson ..... 606/203

**1 Claim, 2 Drawing Sheets**



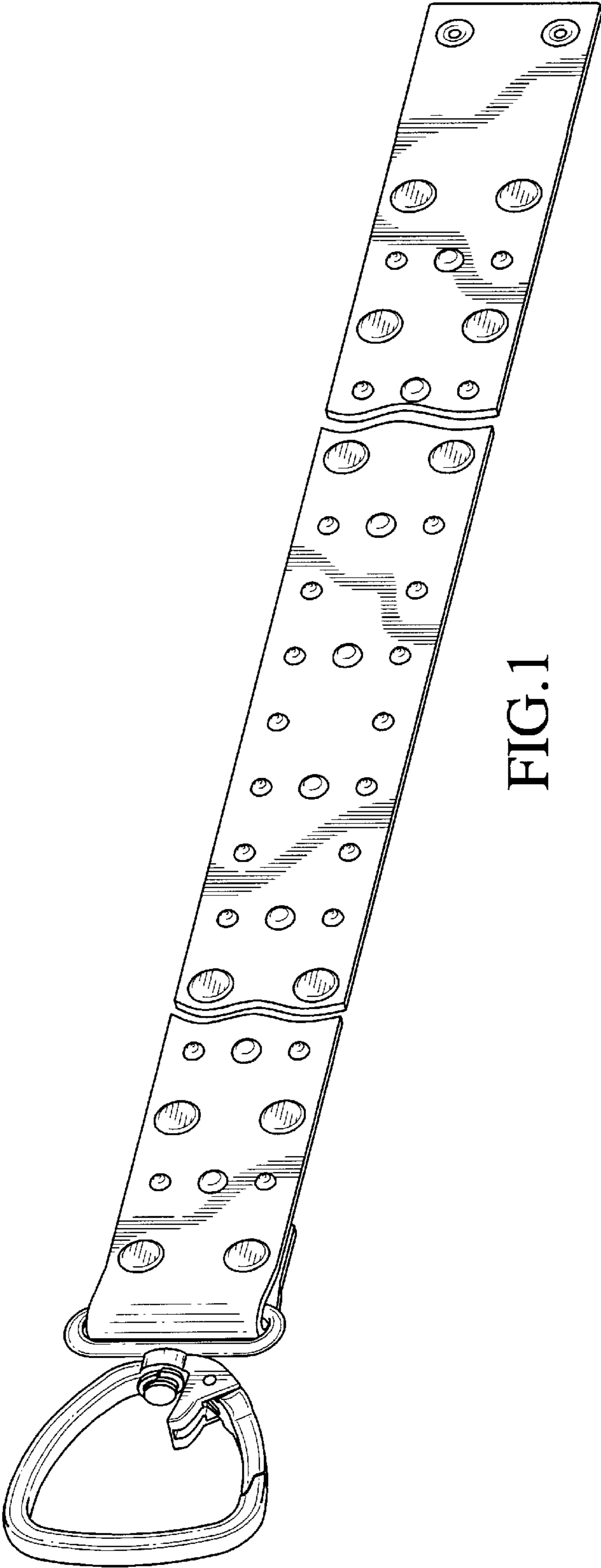


FIG. 1

FIG.2

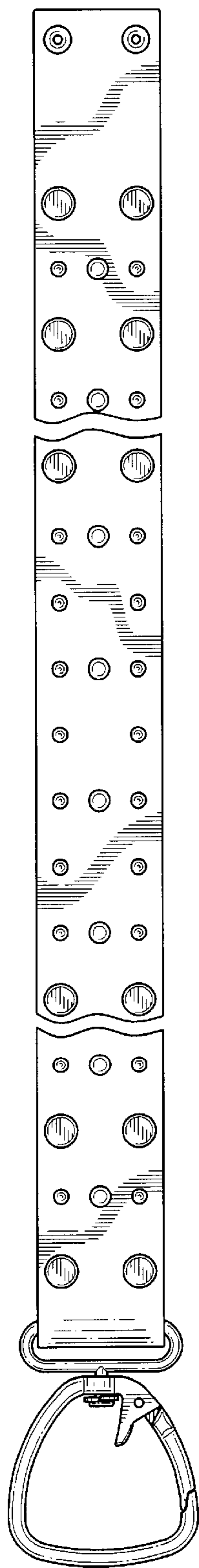


FIG.3



FIG.4

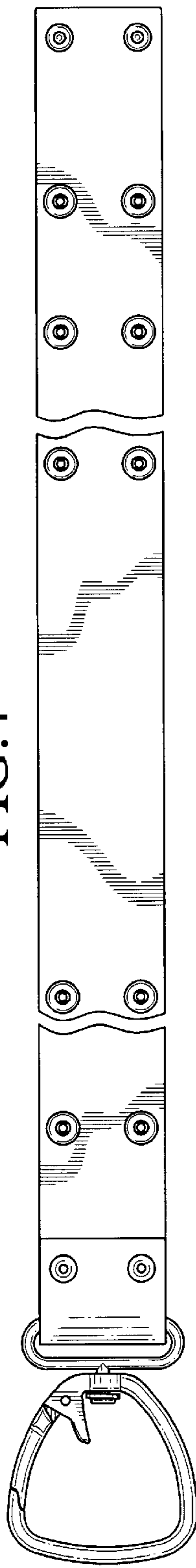


FIG.5



FIG.6



FIG.7

