



US00D551414S

(12) **United States Design Patent**
Weiss

(10) **Patent No.:** **US D551,414 S**

(45) **Date of Patent:** **** Sep. 18, 2007**

(54) **WASTE CONTAINER WITH SLOTTED SIDEWALLS**

(75) Inventor: **Richard E. Weiss**, Pottsville, PA (US)

(73) Assignee: **United Metal Receptacle Corp.**,
Pottsville, PA (US)

(**) Term: **14 Years**

(21) Appl. No.: **29/249,752**

(22) Filed: **Oct. 20, 2006**

Related U.S. Application Data

(62) Division of application No. 29/212,542, filed on Sep. 2, 2004.

(51) **LOC (8) Cl.** **09-09**

(52) **U.S. Cl.** **D34/1; D34/7**

(58) **Field of Classification Search** D34/1,
D34/56, 7, 8, 9, 10, 11; 220/908, 576, 8;
D27/122, 107, 123, 125, 102

See application file for complete search history.

(56) **References Cited**

U.S. PATENT DOCUMENTS

D184,746 S *	3/1959	Lipscomb	D34/7
D209,659 S *	12/1967	Grasso et al.	D34/7
D229,279 S *	11/1973	Kay et al.	D34/1
3,793,756 A *	2/1974	Kay et al.	40/306
3,803,738 A *	4/1974	Weiss	40/306
D232,211 S *	7/1974	Kay et al.	D34/8
D276,753 S *	12/1984	Maza et al.	D34/11

D328,508 S *	8/1992	Crutchfield	D34/1
D335,559 S *	5/1993	Land	D34/1
D338,758 S *	8/1993	Sexton et al.	D34/7
D339,438 S *	9/1993	Moran	D34/7
D343,708 S *	1/1994	Doty et al.	D34/1
D384,462 S *	9/1997	Fox et al.	D34/8
D398,428 S *	9/1998	Chipman	D34/1
D460,594 S *	7/2002	Weiss et al.	D34/6
D461,290 S *	8/2002	Shilling et al.	D34/1
D472,357 S *	3/2003	Stewart	D34/7
D521,204 S *	5/2006	Lauer	D34/1

* cited by examiner

Primary Examiner—Cynthia E. Ramirez

(74) *Attorney, Agent, or Firm*—Duane Morris LLP

(57) **CLAIM**

The ornamental design of a waste container with slotted sidewalls, as shown and described.

DESCRIPTION

FIG. 1 is a perspective view of a waste container with slotted sidewalls showing my new design;

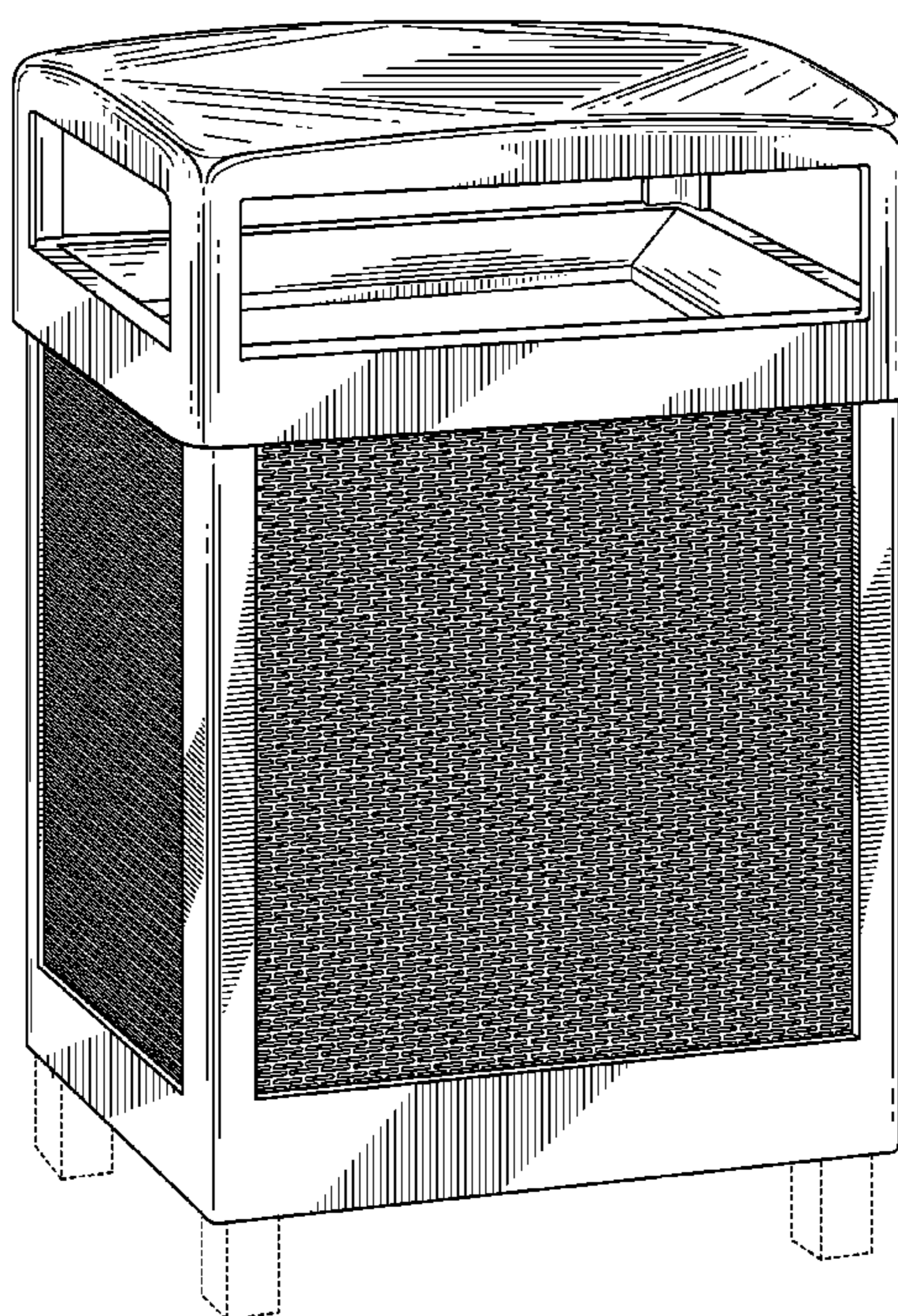
FIG. 2 is a side elevation from the right front in FIG. 1, the view from the other sides being substantially the same;

FIG. 3 is a top plan view thereof; and,

FIG. 4 is a bottom plan view thereof.

The broken line showing of the legs in the figures is included for the purpose of illustrating environment and forms no part of the claimed design.

1 Claim, 3 Drawing Sheets



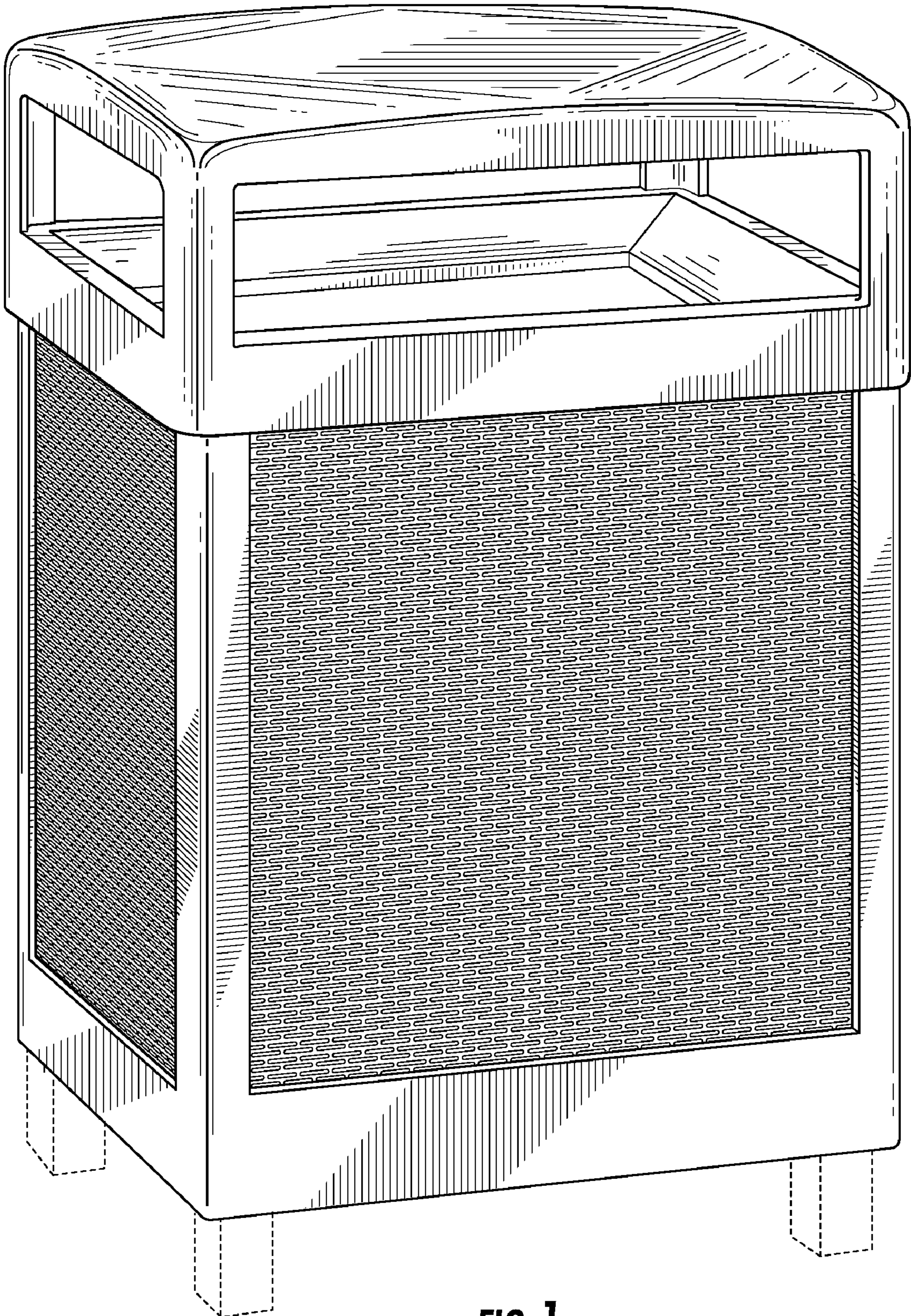


FIG. 1

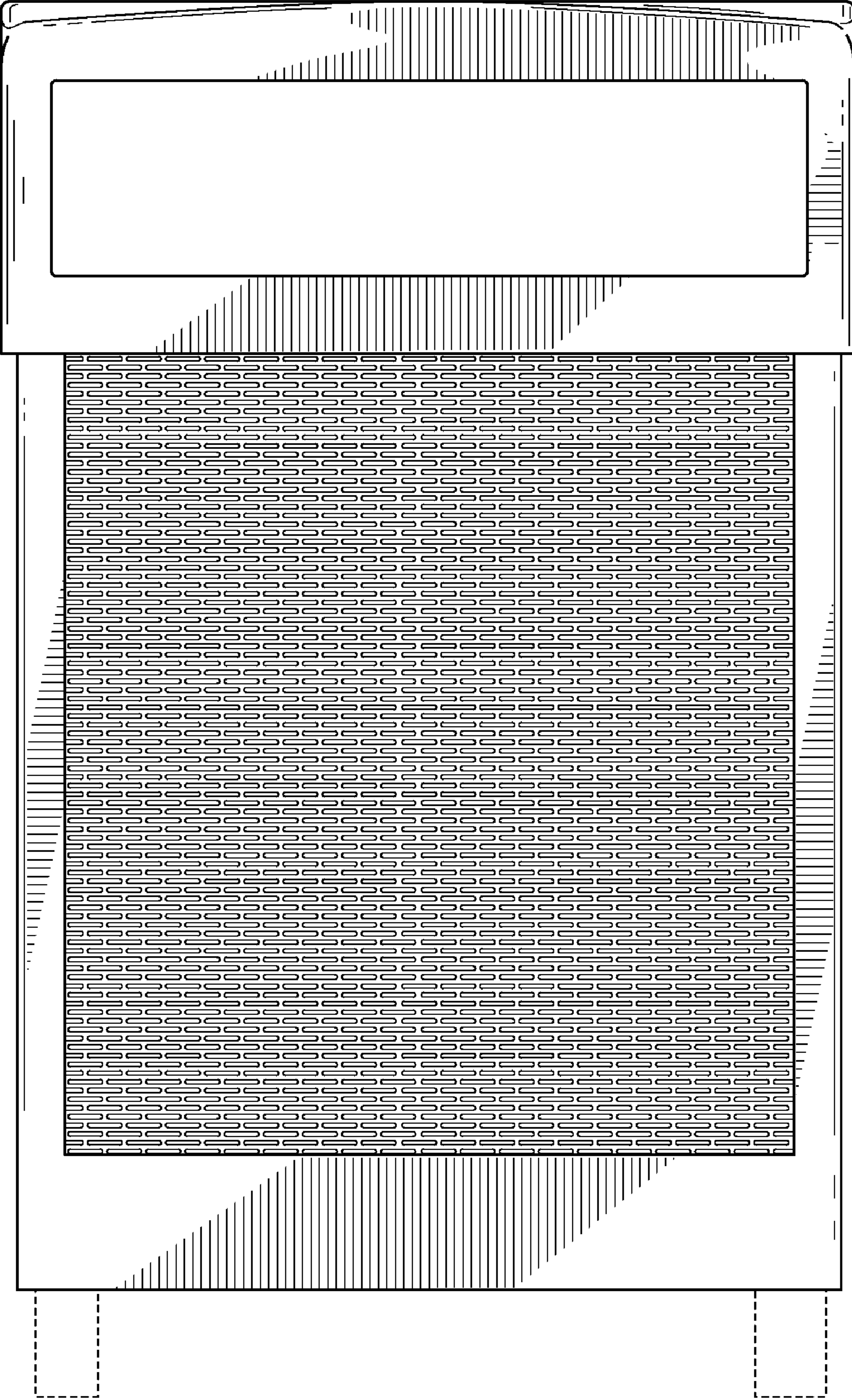


FIG. 2

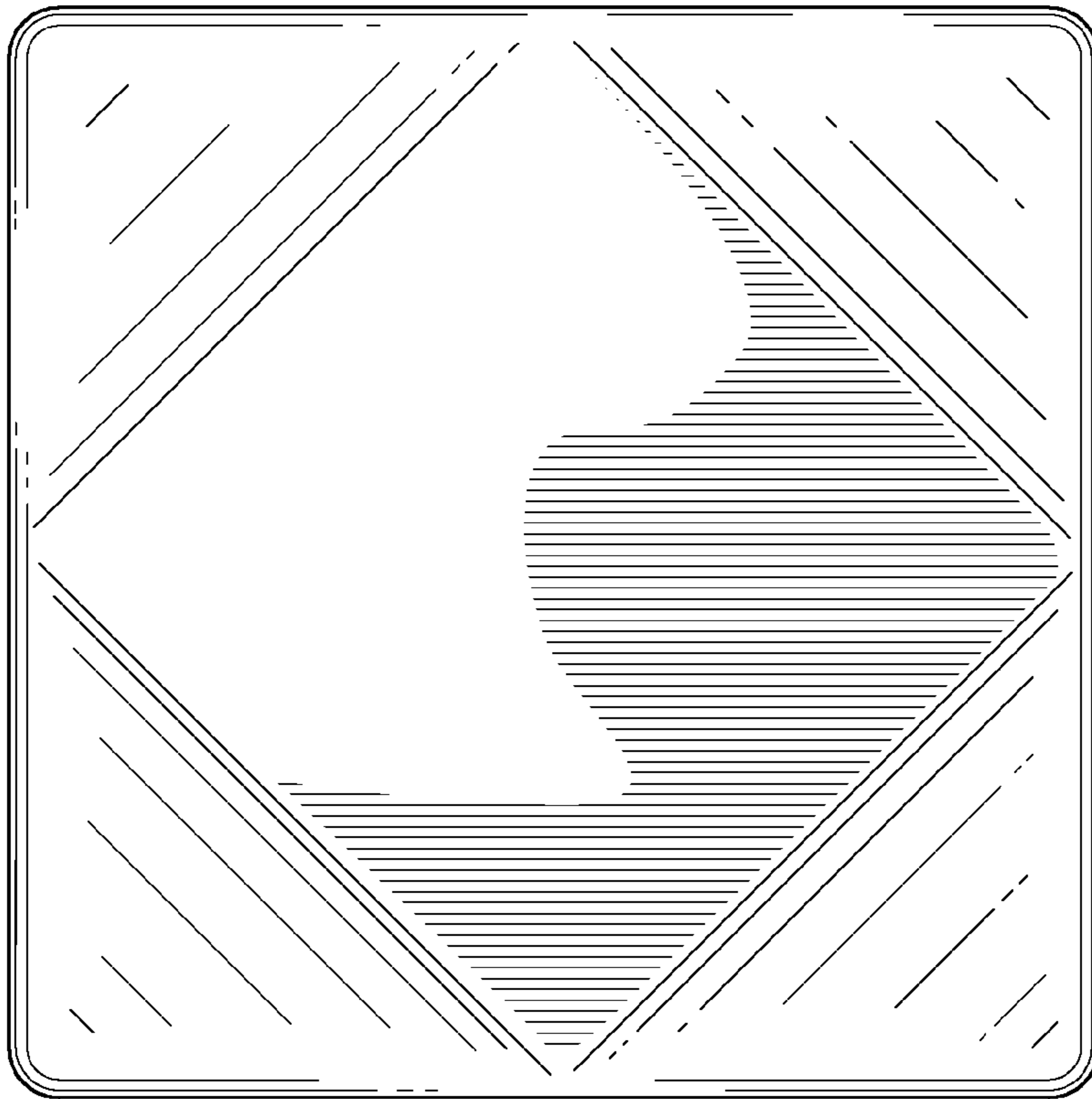


FIG. 3

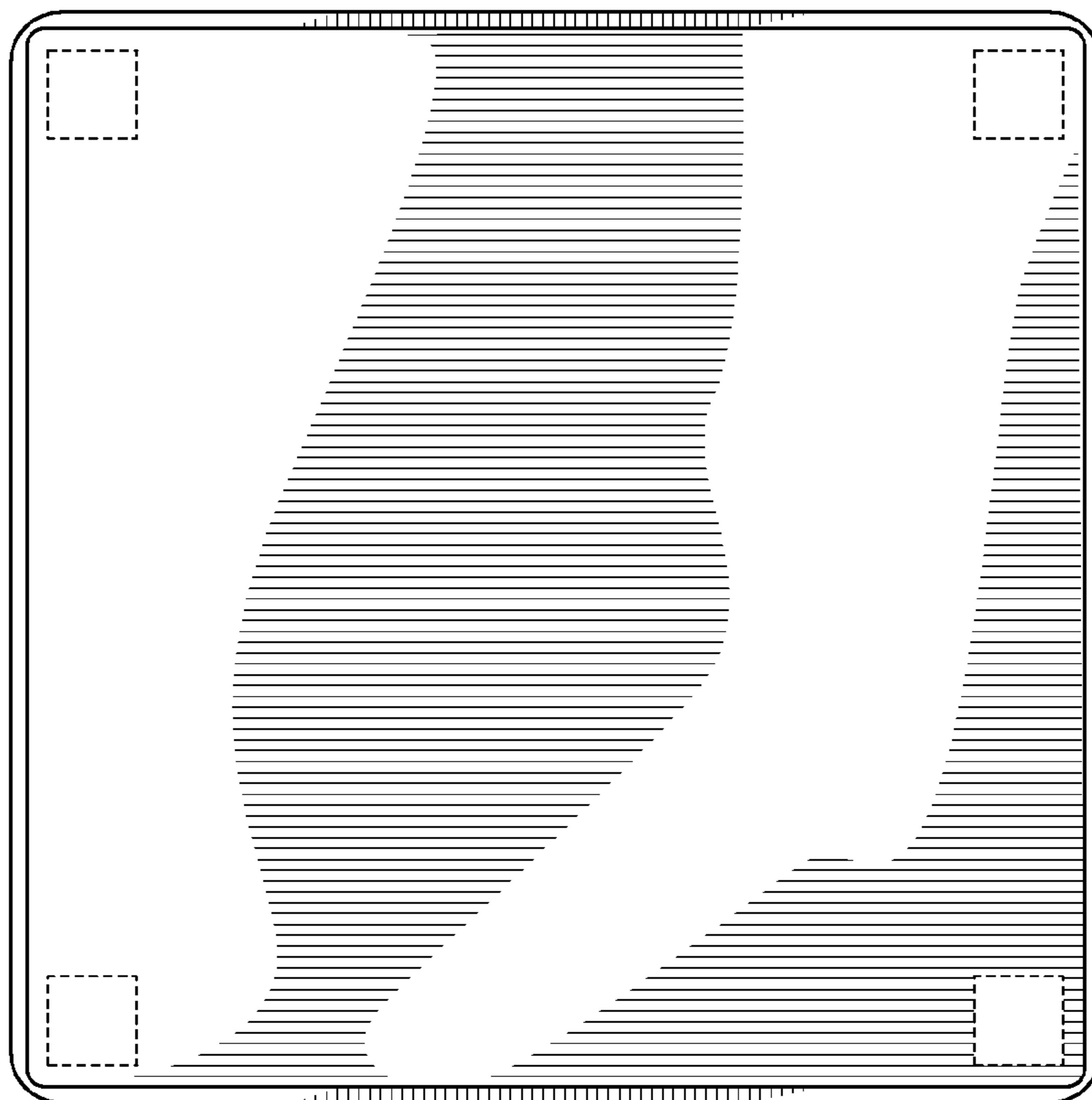


FIG. 4