



US00D551406S

(12) **United States Design Patent** (10) **Patent No.:** **US D551,406 S**
Caruso et al. (45) **Date of Patent:** **** Sep. 18, 2007**

(54) **ABRASIVE WIPE**
(75) Inventors: **Pier-Lorenzo Caruso**, Pescara (IT);
Enrico Spina, Pescara (IT); **Catharina**
Maria Rachel Bens, Opwijk (BE)

(73) Assignee: **The Procter & Gamble Company**,
Cincinnati, OH (US)

(**) Term: **14 Years**

(21) Appl. No.: **29/234,169**

(22) Filed: **Jul. 14, 2005**

(51) **LOC (8) Cl.** **04-01**

(52) **U.S. Cl.** **D32/40; D5/53**

(58) **Field of Classification Search** D4/137;
D5/7, 47, 50, 53, 56, 57, 58, 61, 62; D8/90;
D28/7, 8, 63, 40, 42, 43; D32/40, 42, 43;
15/104.93, 104.94, 208, 209.1, 210.5, 223,
15/229.11, 244.1, 244.3, 244.4; 451/523,
451/533, 537, 539; 442/394; 428/196, 131
See application file for complete search history.

(56) **References Cited**

U.S. PATENT DOCUMENTS

D88,854 S *	1/1933	Bridier	D5/62
D118,216 S *	12/1939	Minoff	D5/47
D164,418 S *	9/1951	Hamilton	D6/595
D188,745 S *	8/1960	Vogel	D5/62
D188,883 S *	9/1960	Ellefson	D5/53
2,955,053 A *	10/1960	Roth	428/196
D189,902 S *	3/1961	Ellefson	D5/53
3,570,036 A *	3/1971	Gilchrist	15/104.94
5,409,572 A *	4/1995	Kershaw et al.	162/109
D382,119 S *	8/1997	Ferrero	D5/53
D392,432 S *	3/1998	Henrie	D32/40
D406,681 S *	3/1999	Kelly et al.	D32/40
5,933,909 A *	8/1999	Keating	15/244.1

D427,779 S *	7/2000	Jahner et al.	D5/53
6,093,665 A *	7/2000	Sayovitz et al.	442/394
D436,738 S *	1/2001	Bredendick et al.	D5/53
D440,051 S *	4/2001	Bredendick et al.	D5/53
D440,772 S *	4/2001	Visel	D5/53
D451,289 S *	12/2001	Visel	D5/53
D457,330 S *	5/2002	Woodbridge et al.	D5/47
7,169,458 B2 *	1/2007	Underhill et al.	428/156
7,182,994 B1 *	2/2007	Scott	428/131
2002/0184723 A1 *	12/2002	Bishop	15/118
2004/0118560 A1 *	6/2004	Kressner et al.	162/109
2004/0241399 A1 *	12/2004	Marmon et al.	428/196

* cited by examiner

Primary Examiner—Alan P. Douglas

Assistant Examiner—Barbara Fox

(74) *Attorney, Agent, or Firm*—Amy I. Ahn-Roll; Mark A. Charles; Kim William Zerby

(57) **CLAIM**

The ornamental design for an abrasive wipe, as shown and described.

DESCRIPTION

FIG. 1 is a perspective view of the abrasive wipe showing the new design;

FIG. 2 is a top view thereof;

FIG. 3 is a bottom view thereof;

FIG. 4 is a right side view thereof;


FIG. 5 is a left side view thereof;

FIG. 6 is a front view thereof; and,

FIG. 7 is a back view thereof.

The broken lines defining the peripheral boundaries of the abrasive wipe form no part of the claimed design.

1 Claim, 4 Drawing Sheets






Fig.1.




Fig.2.




Fig.3.



Fig.4.



Fig.5.



Fig.6.



Fig.7.