



US00D551405S

(12) **United States Design Patent** (10) **Patent No.:** **US D551,405 S**
Cassel (45) **Date of Patent:** **** Sep. 18, 2007**

(54) **LAUNDRY HAMPER**

(75) Inventor: **Timothy S. Cassel**, Arlington, MA (US)

(73) Assignee: **Sterilite Corporation**, Townsend, MA (US)

(**) Term: **14 Years**

(21) Appl. No.: **29/261,687**

(22) Filed: **Jun. 19, 2006**

(51) **LOC (8) Cl.** **07-07**

(52) **U.S. Cl.** **D32/37**

(58) **Field of Classification Search** D32/57;
D3/304-305, 307-309, 312, 314; 220/607,
220/676, 770, 780-783, 913, 908-909; 232/1 B
See application file for complete search history.

(56) **References Cited**

U.S. PATENT DOCUMENTS

D256,423 S *	8/1980	Bacskey et al.	D32/37
D374,774 S	10/1996	Cassel	
D401,065 S *	11/1998	Peltola	D3/304
D409,806 S *	5/1999	France	D32/37
D421,323 S *	2/2000	Douglas et al.	D32/37
D425,275 S *	5/2000	Delouvre et al.	D32/37
D431,099 S *	9/2000	Douglas	D32/37
D433,548 S *	11/2000	Baines et al.	D32/37
D478,208 S	8/2003	Cassel	
D501,968 S *	2/2005	Sofy et al.	D32/37

OTHER PUBLICATIONS

Through-Handle Laundry Baskets and Hamper, Rubbermaid Catalog, 1999-2000.

Wheel'n Wash Hamper, RubbermaidCatalog 1999-2000.

Laundry Basket on Wheels, Guateplast, www.guateplast.com.

Laundry Hampers, Sterilite Catalog, Sterilite Corporation, 2002.

Hampers, Sterilite Product Guide, Sterilite Corporation, 2004.

Hampers, Sterilite Product Guide, Sterilite Corporation, 2005.

"Drawers," Sterilite Product Collection, Sterilite Corporation, 2005.

"Drawers," Sterilite Product Guide, Sterilite Corporation, 2004.

"Storage Drawers," Sterilite Catalog, Sterilite Corporation, 2002.

* cited by examiner

Primary Examiner—Pamela J. Burgess

(74) *Attorney, Agent, or Firm*—Wilmer Cutler Pickering Hale and Dorr LLP

(57) **CLAIM**

The ornamental design for a laundry hamper, as shown.

DESCRIPTION

FIG. 1 is a perspective view of a laundry hamper.

FIG. 2 is a side view, thereof, the other view being identical.

FIG. 3 is a front elevational view thereof.

FIG. 4 is a rear elevational view thereof.


FIG. 5 is a top view thereof.

FIG. 6 is a bottom view thereof; and,

FIG. 7 is a bottom perspective view thereof.

The broken lines shown in the drawings are for illustrative purposes only and form no part of the claimed design.

1 Claim, 3 Drawing Sheets






Fig. 1

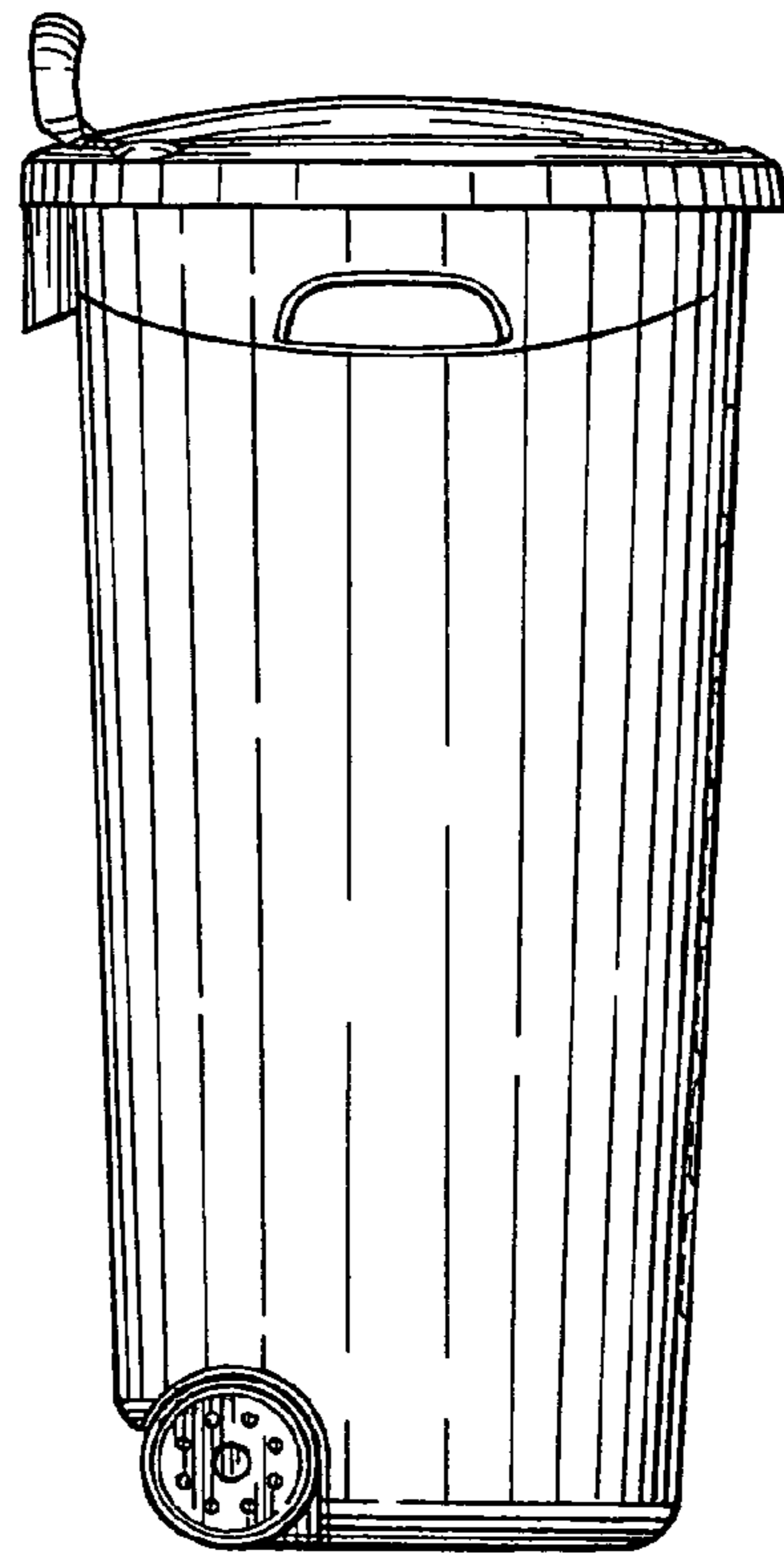


Fig. 2

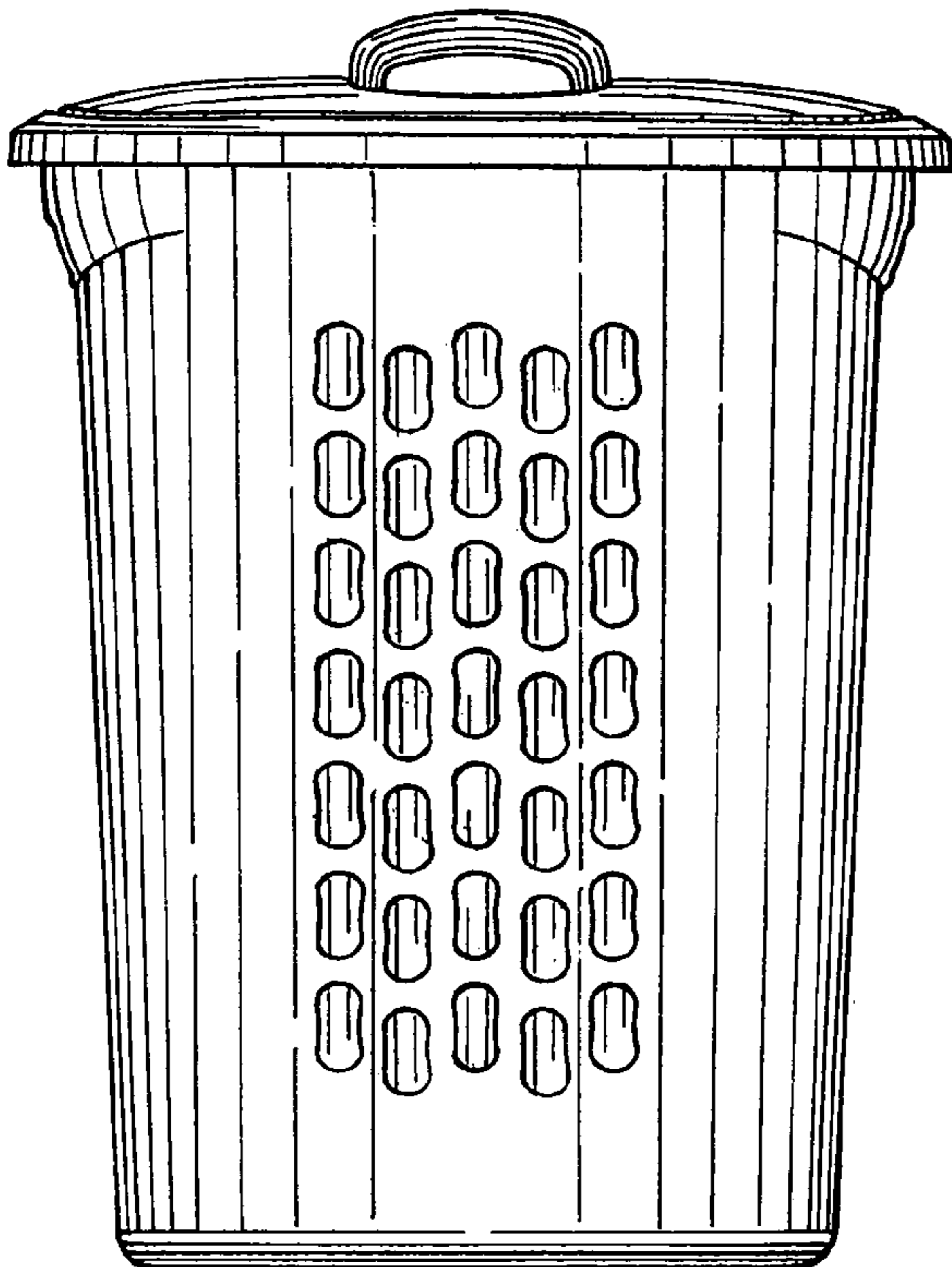


Fig. 3

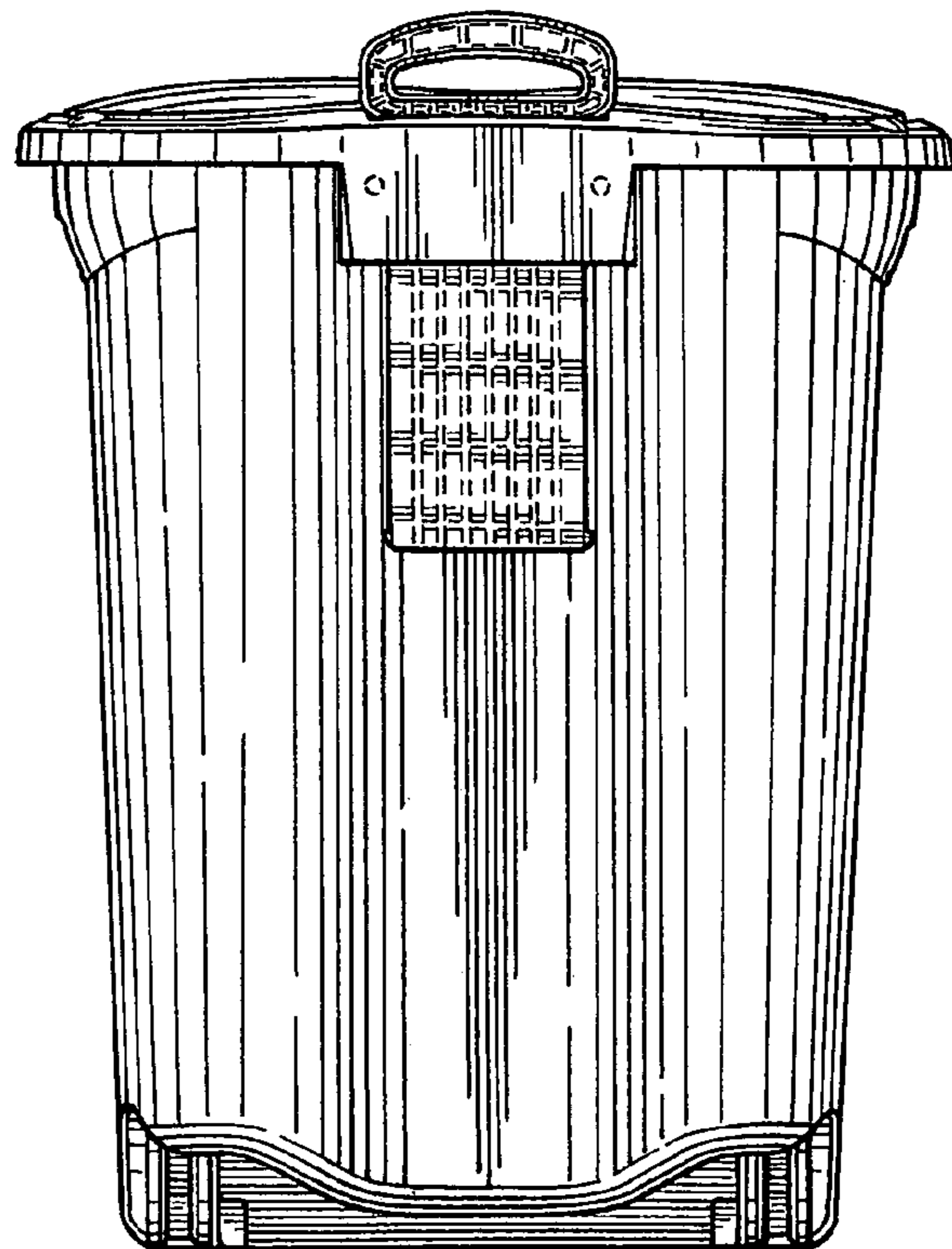


Fig. 4

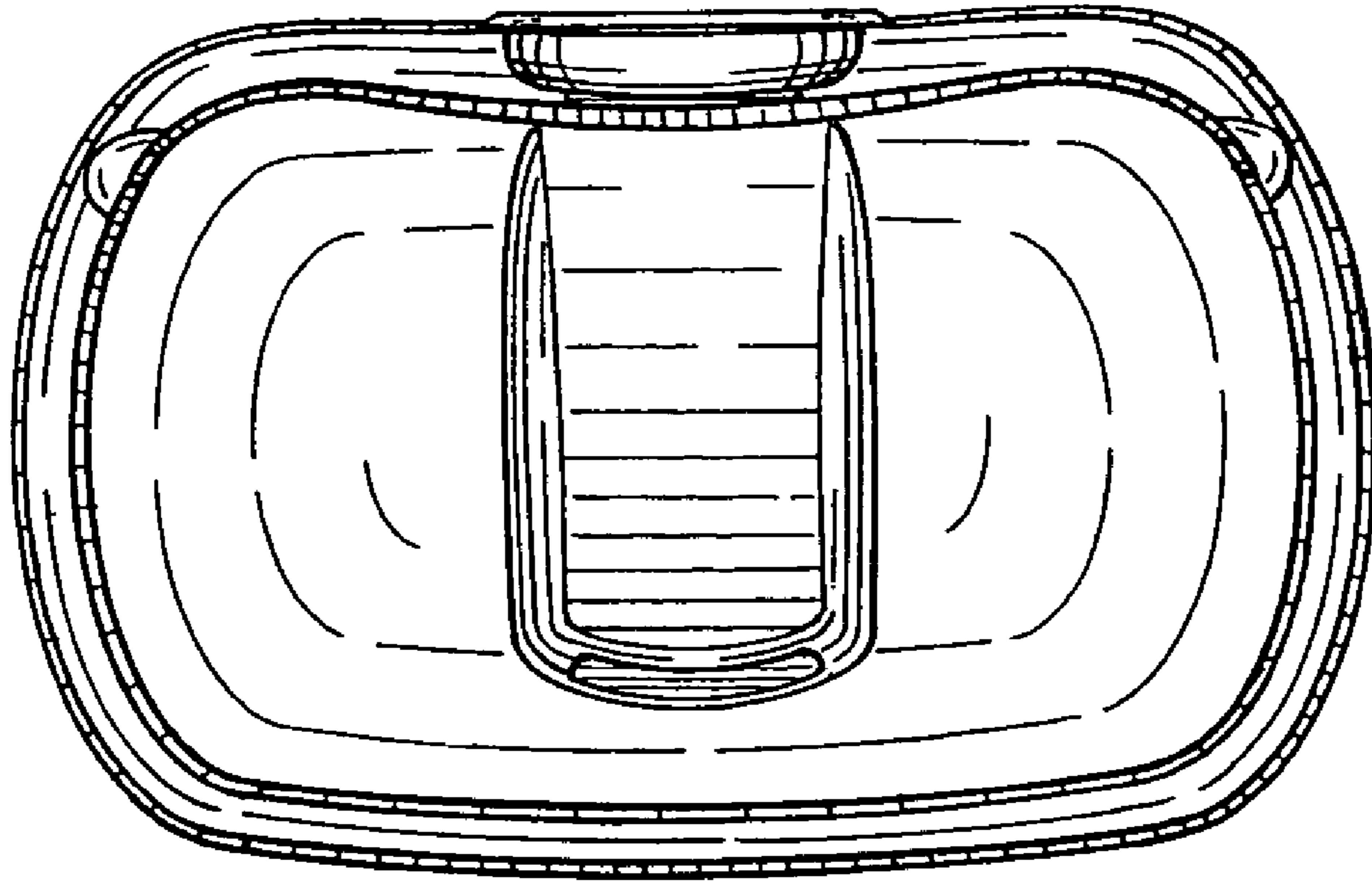


Fig. 5

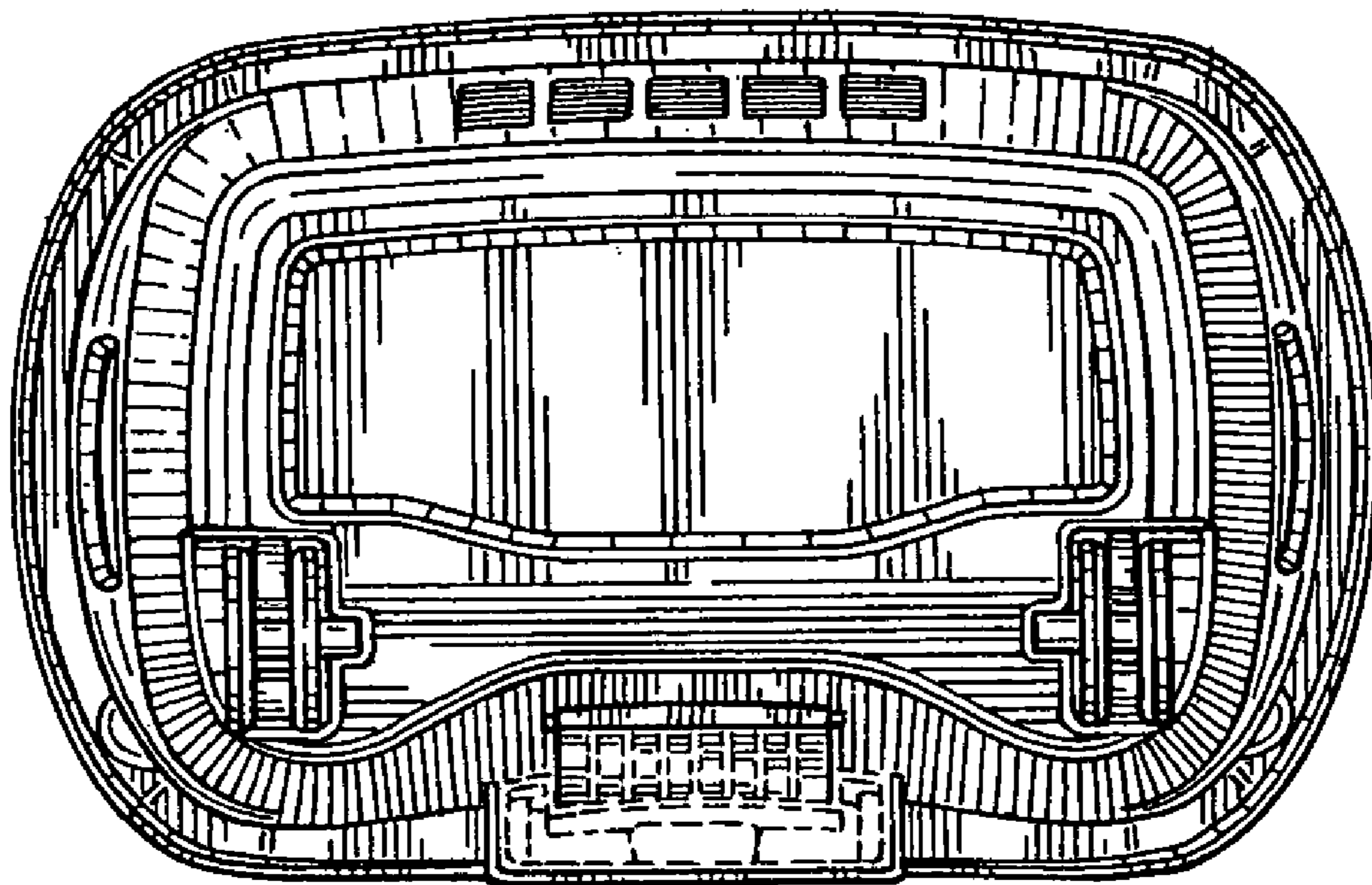


Fig. 6

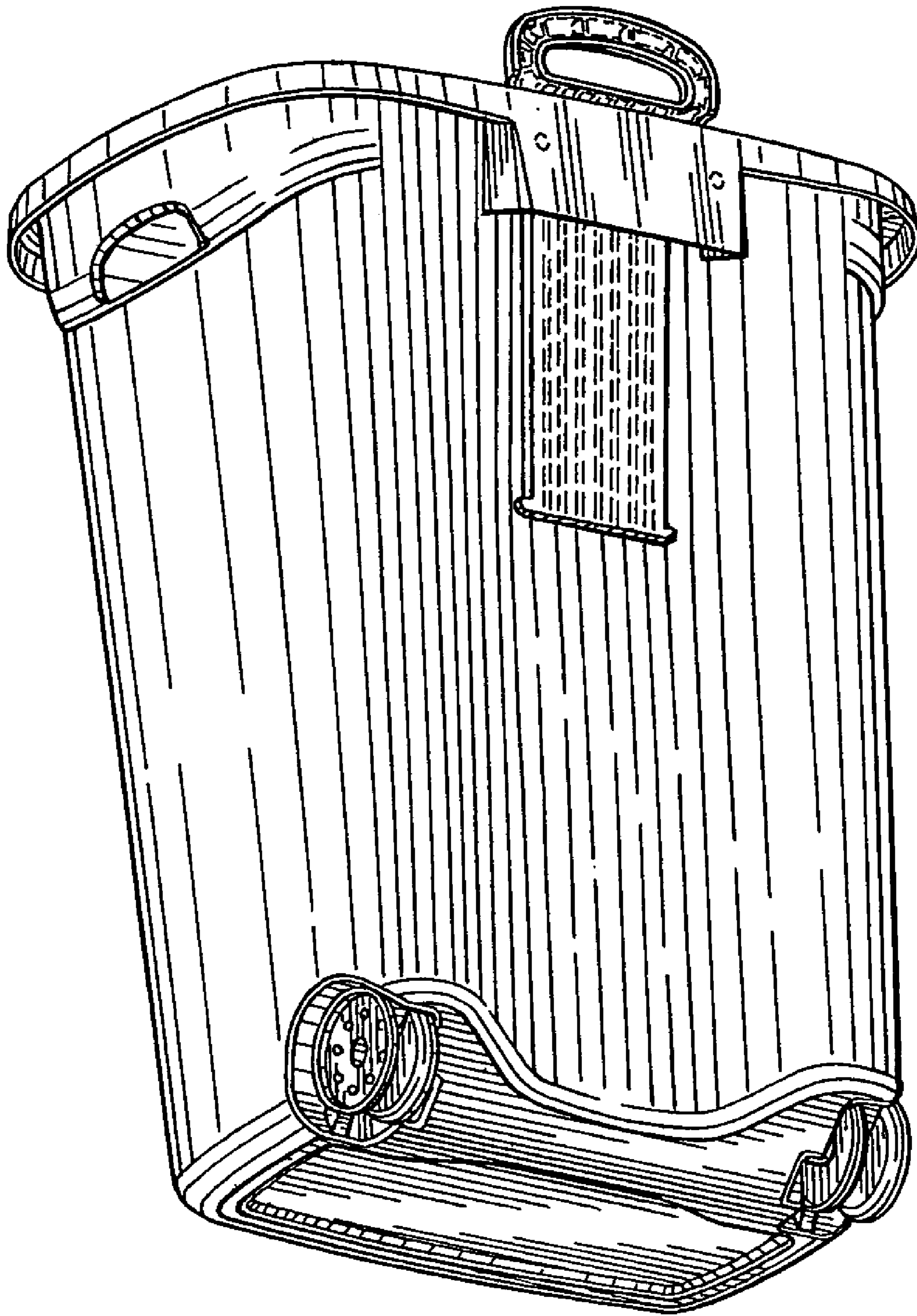


Fig. 7