



US00D551392S

(12) **United States Design Patent** (10) **Patent No.:** **US D551,392 S**
Burrowes et al. (45) **Date of Patent:** **** Sep. 18, 2007**

(54) **PERFUME SAMPLER VAPORIZER**

D376,420 S * 12/1996 Rymer D23/368
5,698,166 A 12/1997 Vick et al.
5,861,128 A 1/1999 Vick et al.
6,291,371 B1 9/2001 Shefer et al.

(75) Inventors: **Lee Burrowes**, Horsell Woking (GB);
Olindo Evangelista, Francavilla al
Mare (IT)

(Continued)

(73) Assignee: **The Procter & Gamble Company**,
Cincinnati, OH (US)

FOREIGN PATENT DOCUMENTS

(**) Term: **14 Years**

GB 1 558 960 A 1/1980
GB 2 286 531 A 8/1995
GB 2 372 450 A 8/2002
WO WO97/26020 A1 7/1997
WO WO 02/066084 A1 8/2002

(21) Appl. No.: **29/257,785**

(22) Filed: **Apr. 11, 2006**

OTHER PUBLICATIONS

(30) **Foreign Application Priority Data**

U.S. Appl. No. 29/257,792, filed Apr. 11, 2006, Lee Burrowes, et al.
U.S. Appl. No. 29/257,791, filed Apr. 11, 2006, Lee Burrowes, et al.
U.S. Appl. No. 11/147,702, filed Jun. 8, 2005, Italo Corzani, et al.

Oct. 12, 2005 (EM) 000414347

(51) **LOC (8) Cl.** **28-03**

Primary Examiner—Janice E. Seeger
Assistant Examiner—Zenia I Bennett

(52) **U.S. Cl.** **D28/91.1**

(74) *Attorney, Agent, or Firm*—Kenya T. Pierre

(58) **Field of Classification Search** D28/7-8,
D28/91.1; D4/114, 127, 137; D32/40, 52;
15/104.93, 104.94, 209.1, 244.1, 244.4; 401/139,
401/196, 205; D21/713, 707; D23/360,
D23/362
See application file for complete search history.

(57) **CLAIM**

The ornamental design for a perfume sampler vaporizer, as shown and described.

(56) **References Cited**

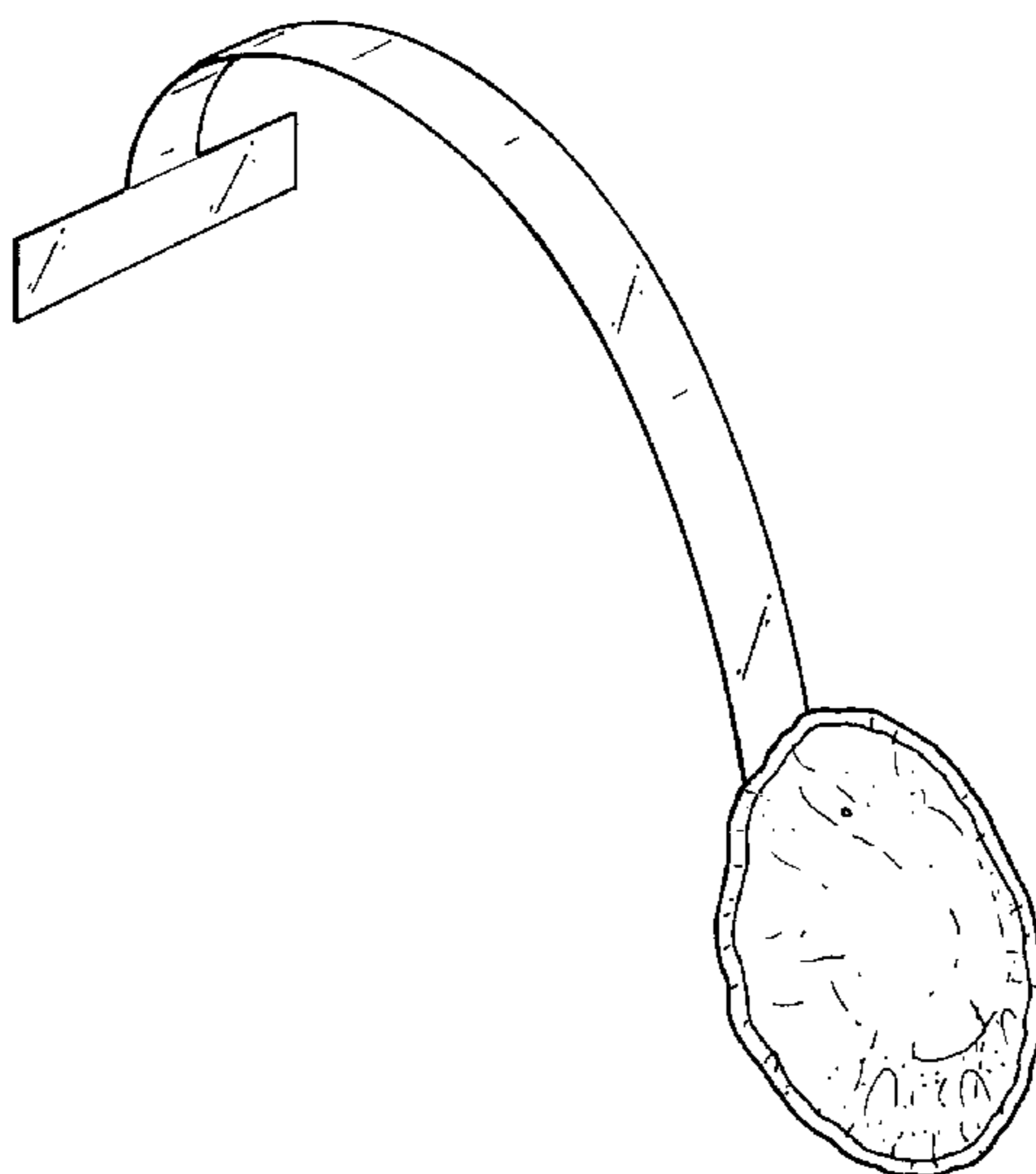
DESCRIPTION

U.S. PATENT DOCUMENTS

2,618,892 A 11/1952 Locks et al.
3,174,654 A 3/1965 Renier
3,412,907 A 11/1968 Faso
3,876,762 A 4/1975 Rabussier et al.
3,969,280 A 7/1976 Sayce et al.
4,515,909 A 5/1985 Sawano et al.
4,552,693 A 11/1985 Hussain et al.
D285,833 S * 9/1986 Ronayne D23/208
4,618,629 A 10/1986 Buchanan
4,734,278 A 3/1988 Pougalan et al.
4,761,437 A 8/1988 Christie
4,858,831 A 8/1989 Spector
4,865,759 A 9/1989 Coyne et al.

FIG. 1 is a perspective view of a perfume sampler;
FIG. 2 is a rear view of the perfume sampler vaporizer;
FIG. 3 is a front view of the perfume sampler of FIG. 1;
FIG. 4 is a left view of the perfume sampler vaporizer;
FIG. 5 is a right side view of the perfume sampler of FIG. 1;
FIG. 6 is a top plan view of the perfume sampler vaporizer;
and,
FIG. 7 is a bottom plan view of the perfume sampler vaporizer.

1 Claim, 4 Drawing Sheets



US D551,392 S

Page 2

U.S. PATENT DOCUMENTS

D476,080 S *	6/2003	Hantke et al.	D24/124	2003/0105183 A1	6/2003	Sharak
D479,123 S *	9/2003	Ghatlia et al.	D9/715	2003/0195272 A1	10/2003	Harwell et al.
D500,550 S *	1/2005	Bariou et al.	D23/368	2004/0000599 A1	1/2004	Cuthbert
D509,891 S *	9/2005	Rymer	D23/366	2004/0018278 A1	1/2004	Popplewell et al.
2002/0037385 A1	3/2002	Pignot et al.		2004/0018293 A1	1/2004	Popplewell et al.
2002/0103086 A1	8/2002	Asrar et al.		2005/0106200 A1	5/2005	Corzani et al.

* cited by examiner

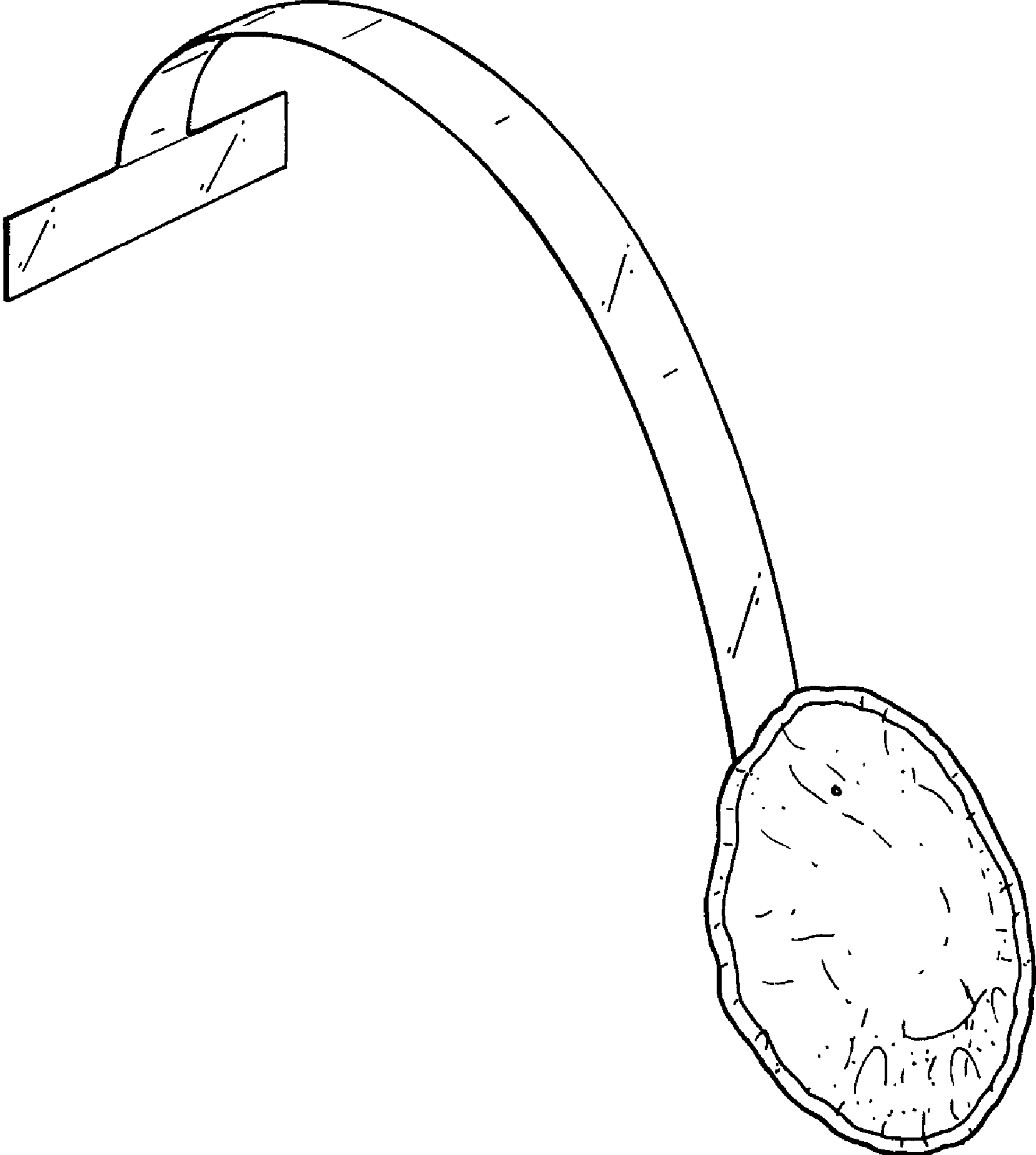


Fig. 1.

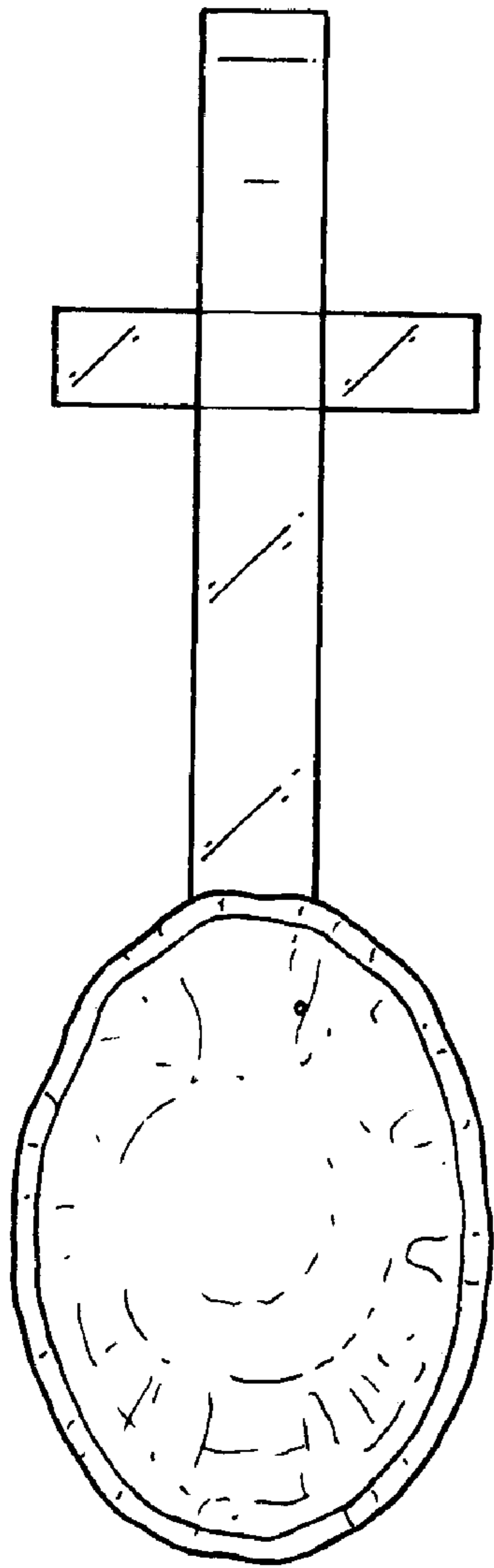


Fig.2.

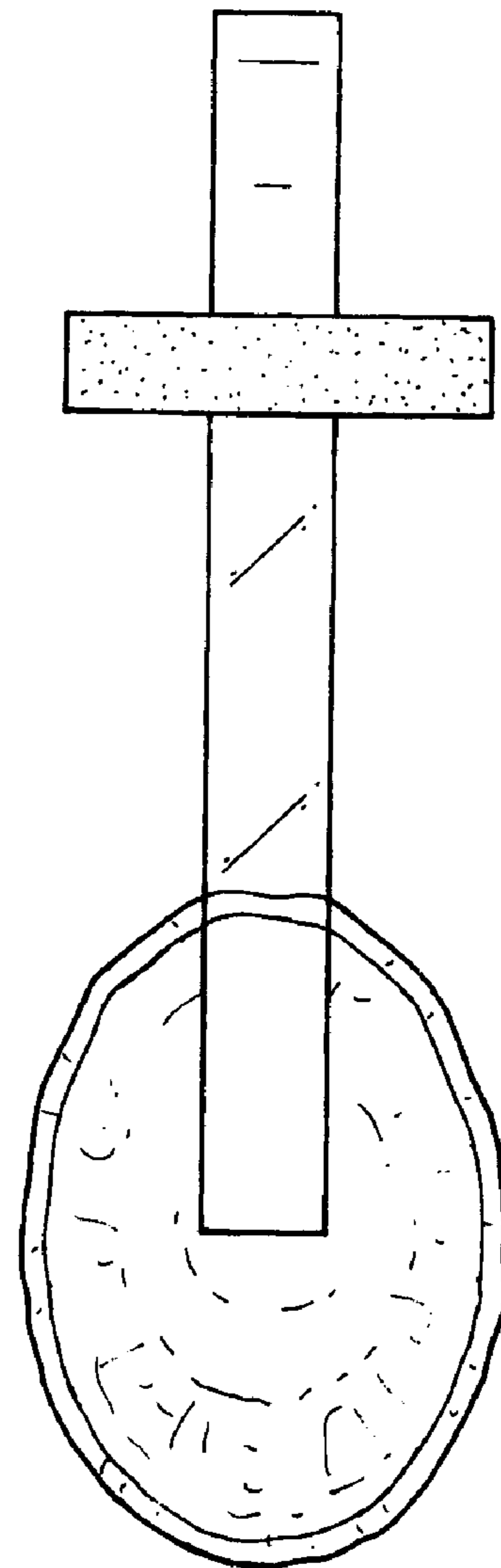


Fig.3.

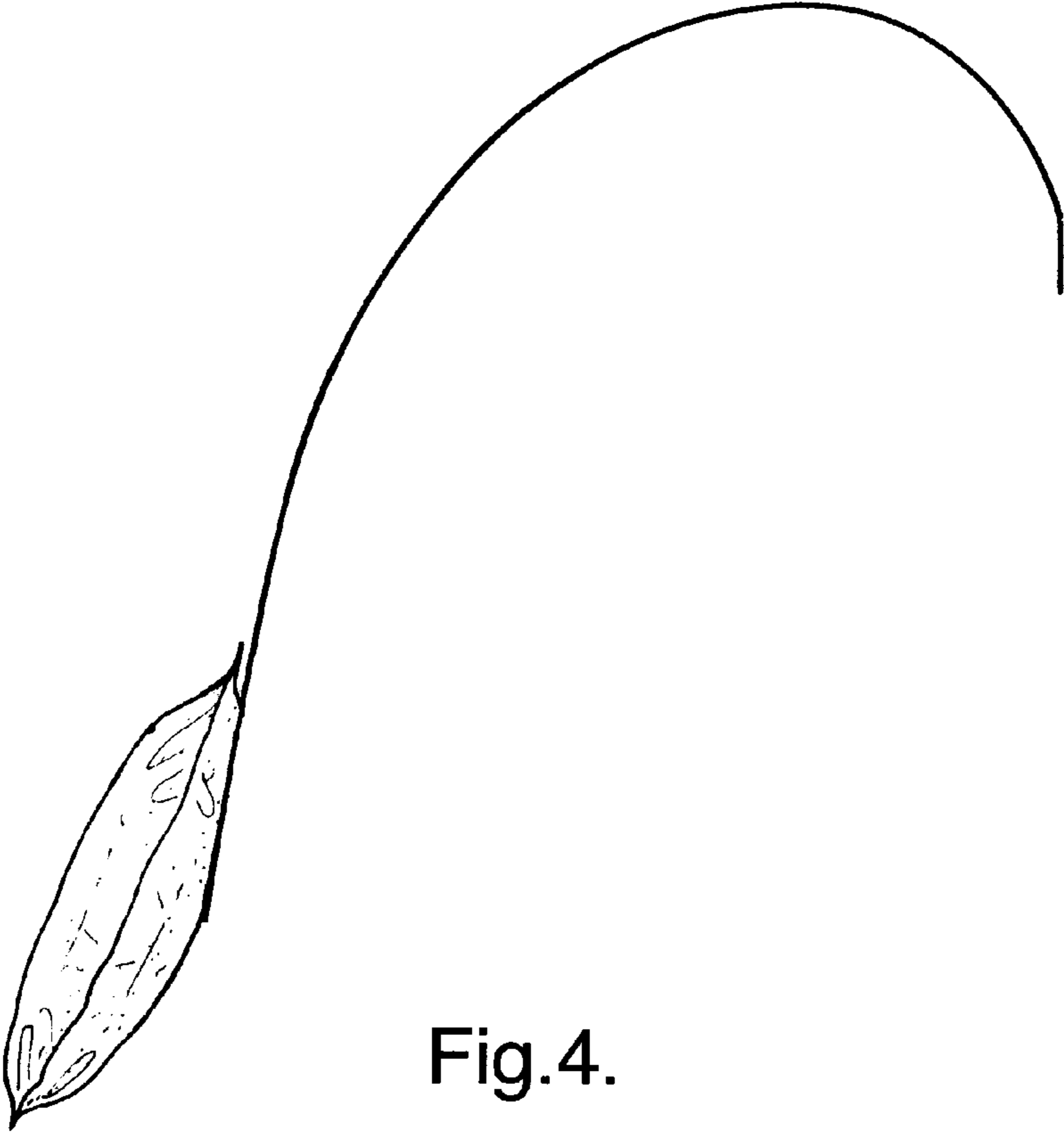


Fig.4.

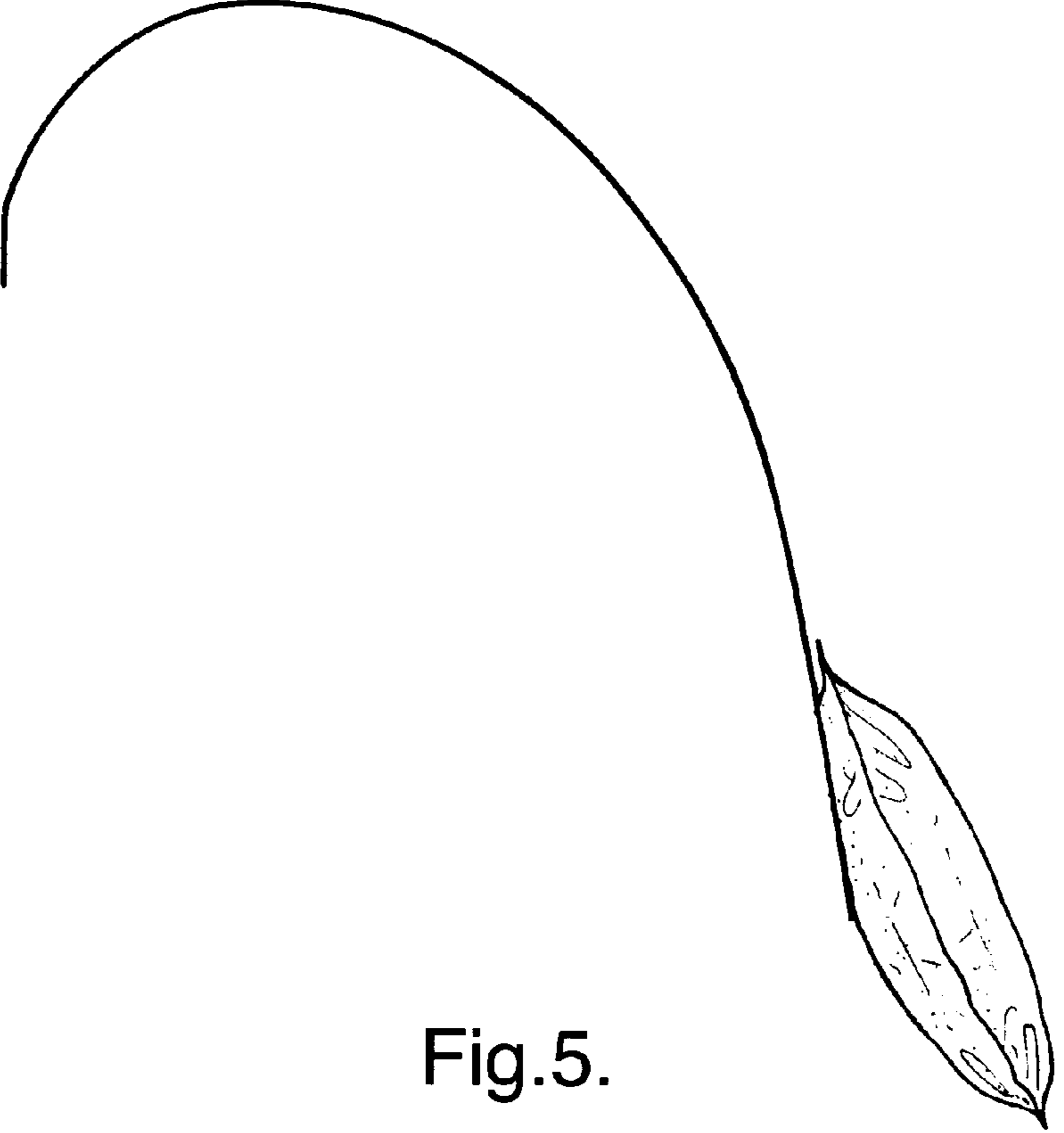


Fig.5.

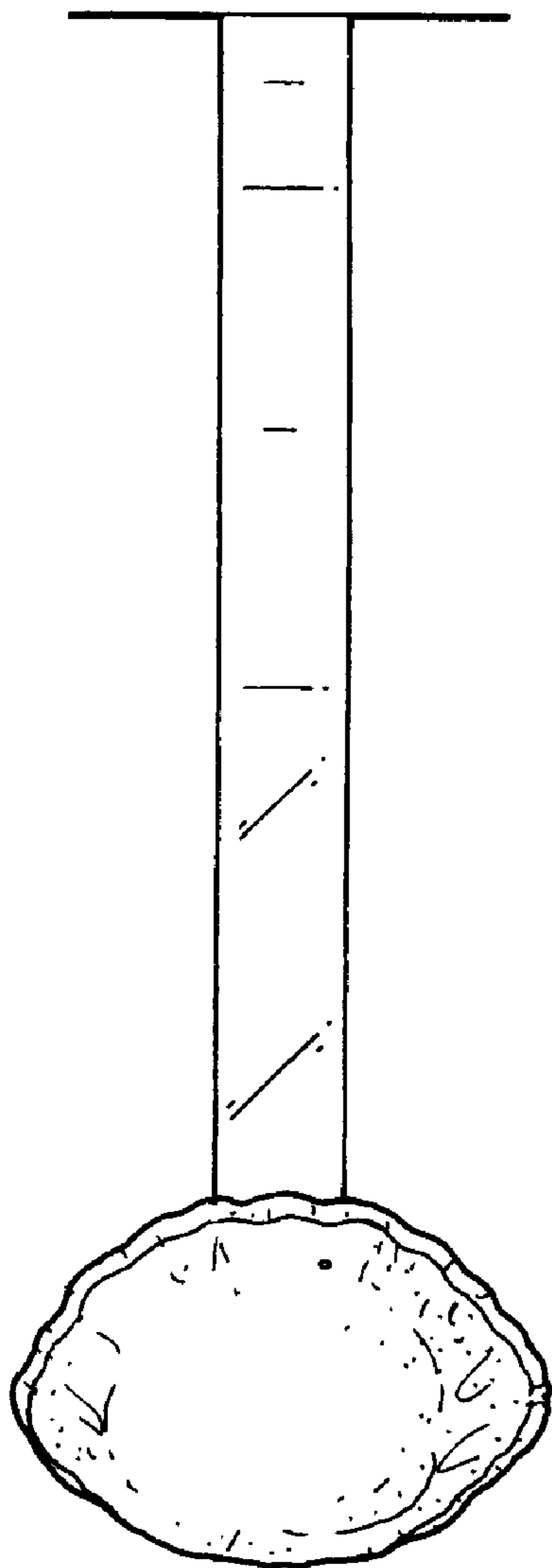


Fig. 6.

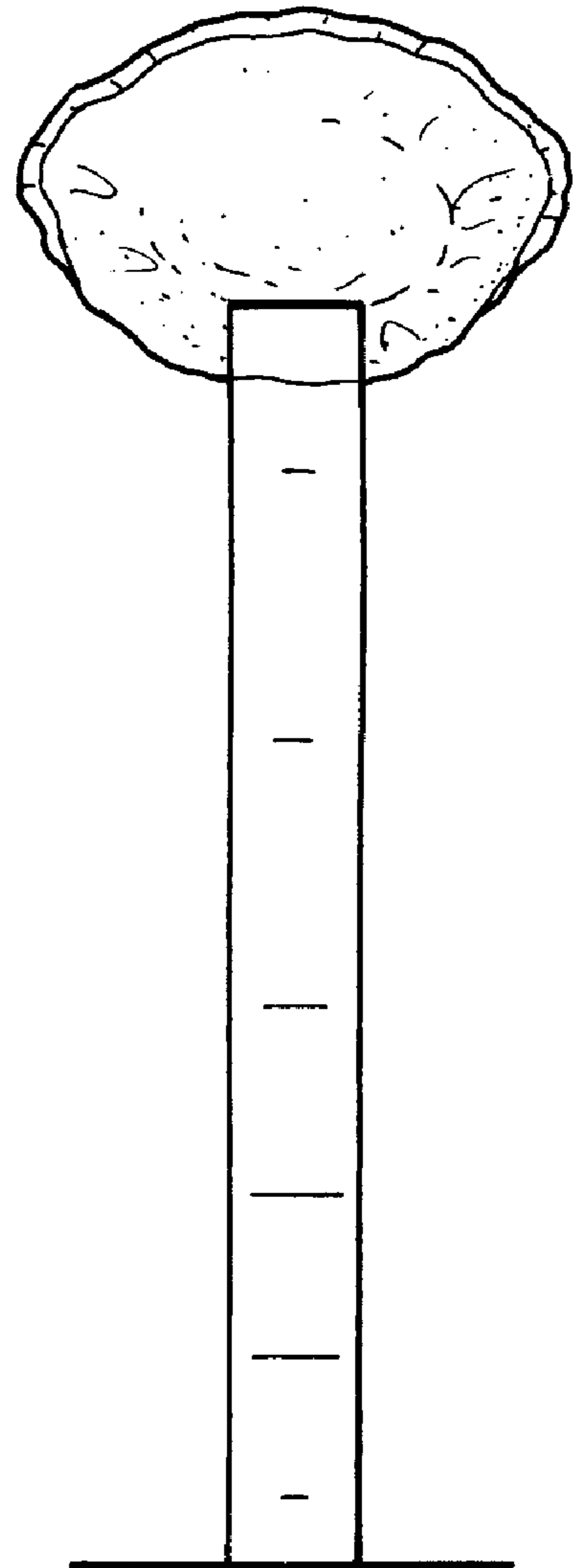


Fig. 7.