



US00D551391S

(12) **United States Design Patent** (10) **Patent No.:** **US D551,391 S**
Sanders (45) **Date of Patent:** **** Sep. 18, 2007**

(54) **HAND-OPERABLE FACE CLEANSING APPARATUS**

(76) Inventor: **Patricia J. Sanders**, 15722 S. Ellis Ave., Dolton, IL (US) 60419

(**) Term: **14 Years**

(21) Appl. No.: **29/200,388**

(22) Filed: **Feb. 27, 2004**

(51) **LOC (8) Cl.** **28-03**

(52) **U.S. Cl.** **D28/63; D4/114**

(58) **Field of Classification Search** D4/114, D4/115, 127, 137, 138; D23/213, 223, 224; D28/7, 63, 28; D32/45, 51; 15/24, 29, 209.1, 15/210.1, 244.1; 401/196, 203–205, 207, 401/261, 263, 268, 270, 276, 279, 282, 285, 401/289, 291; 601/136–138; 604/1–3
See application file for complete search history.

(56) **References Cited**

U.S. PATENT DOCUMENTS

1,372,412 A	3/1921	Finkhousen	
2,143,712 A *	1/1939	Rissman	401/192
2,316,040 A *	4/1943	Wirfel	401/196 X
2,904,809 A	9/1959	Clayson	
3,131,868 A	5/1964	Coleman	
3,499,440 A	3/1970	Gibbs	
3,761,989 A	10/1973	Gore	
3,932,909 A	1/1976	Johnson et al.	

4,859,102 A	8/1989	Chamieh	
4,919,117 A *	4/1990	Muchisky et al.	601/114
D341,235 S	11/1993	Cuomo et al.	
D384,184 S *	9/1997	Dewey	D28/7
2004/0068218 A1 *	4/2004	Davis et al.	604/2

FOREIGN PATENT DOCUMENTS

GB 2181390 A * 4/1987

* cited by examiner

Primary Examiner—Alan P. Douglas
Assistant Examiner—Lavone D. Tabor

(57) **CLAIM**

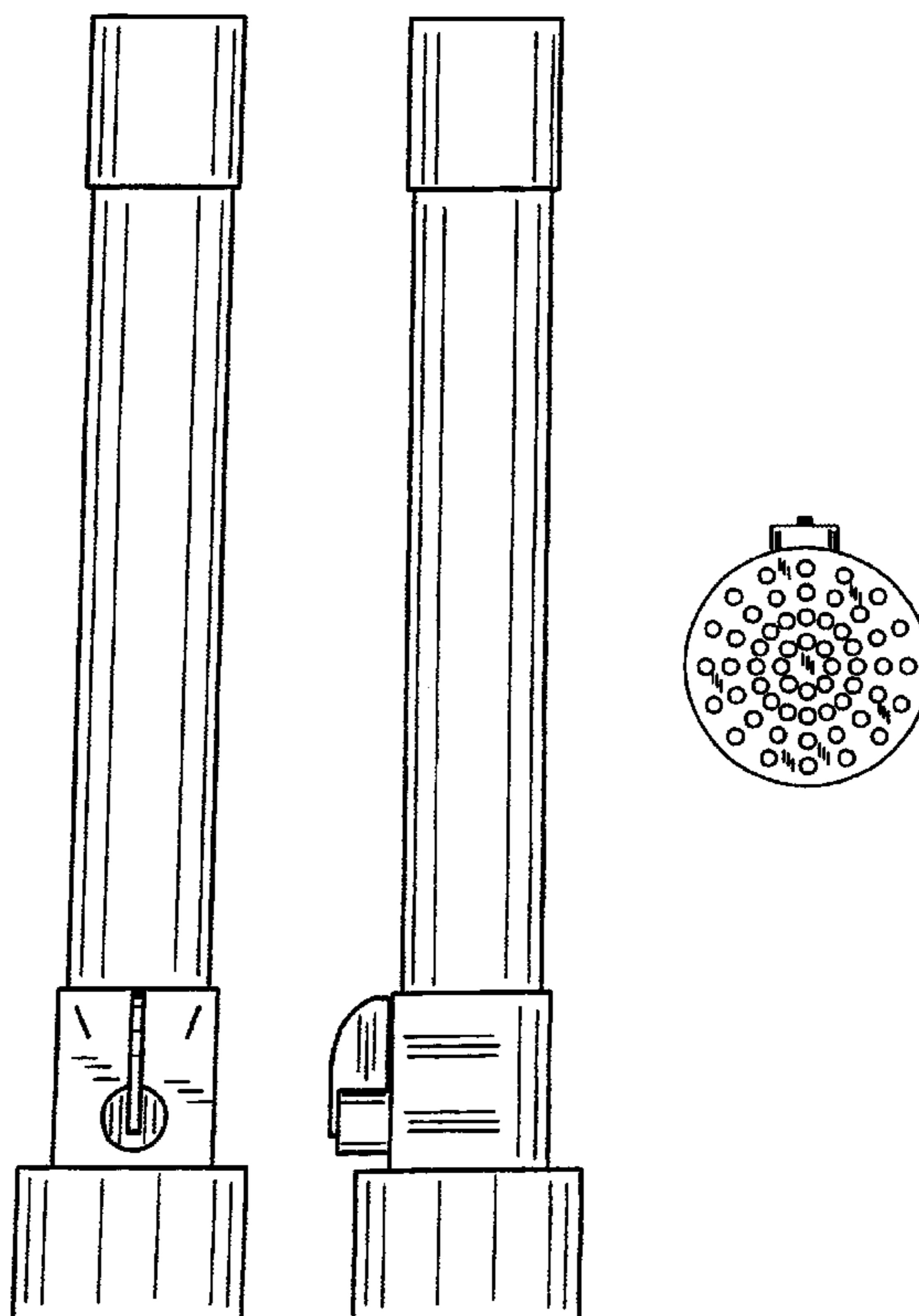
The ornamental design for a hand-operable face cleansing apparatus, as shown and described.

DESCRIPTION

FIG. 1 is a front elevational view of a hand-operable face cleansing apparatus showing my new design; FIG. 2 is a rear elevational view thereof; FIG. 3 is a side elevational view thereof; FIG. 4 is a top plan view thereof; FIG. 5 is a bottom plan view thereof; and, FIG. 6 is a bottom plan view thereof showing a sponge cover attached to the showerhead.

The broken line showing of a sponge cover is included for the purpose of illustrating environmental structure and forms no part of the claimed design.

1 Claim, 3 Drawing Sheets



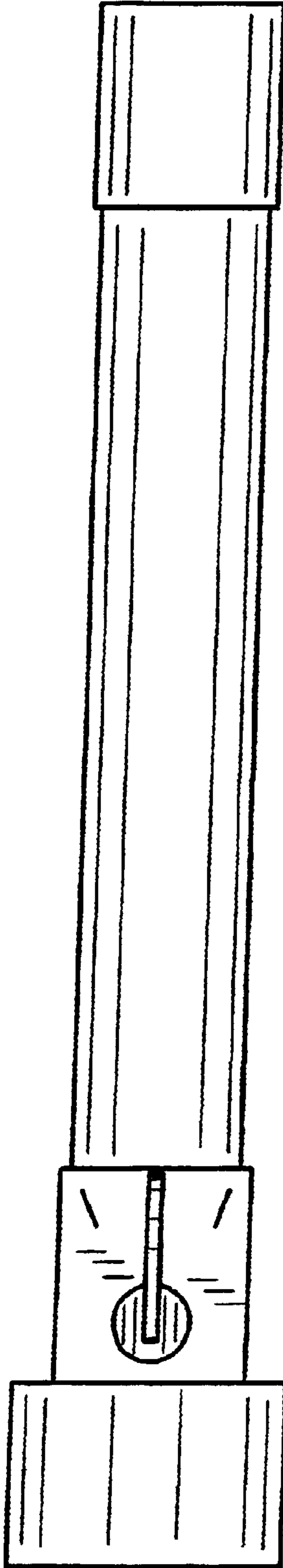


FIG. 1

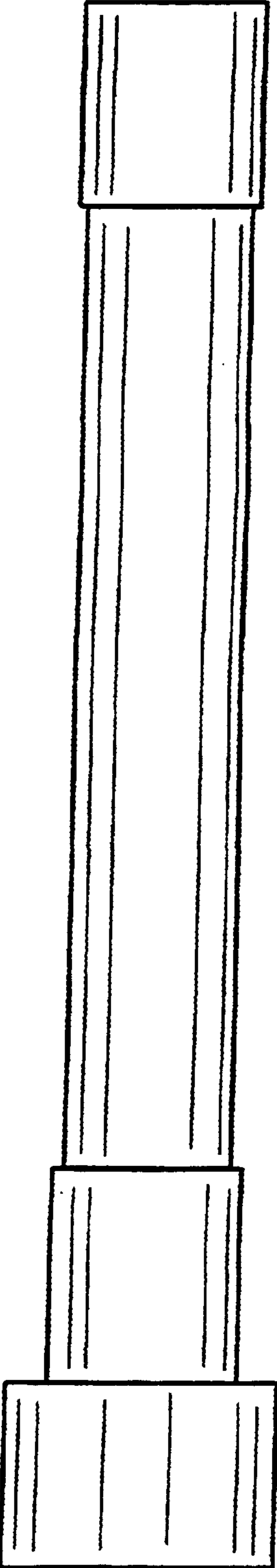


FIG. 2

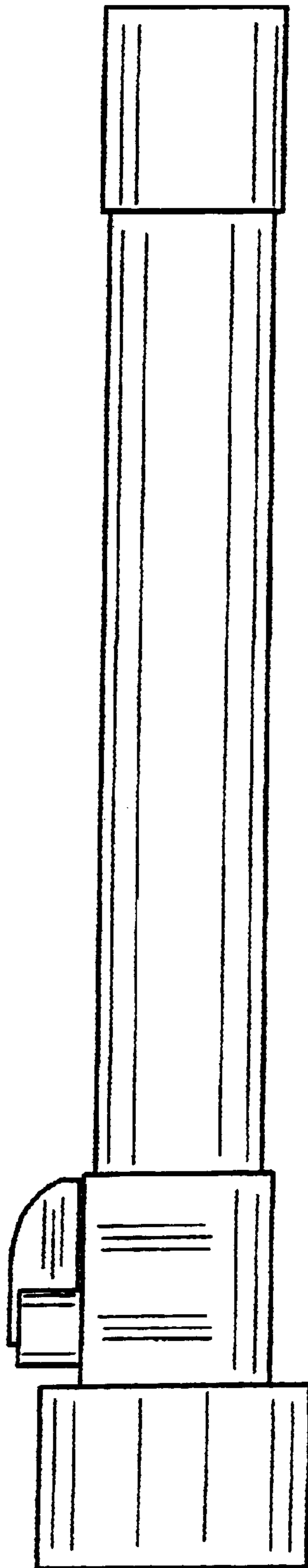


FIG. 3

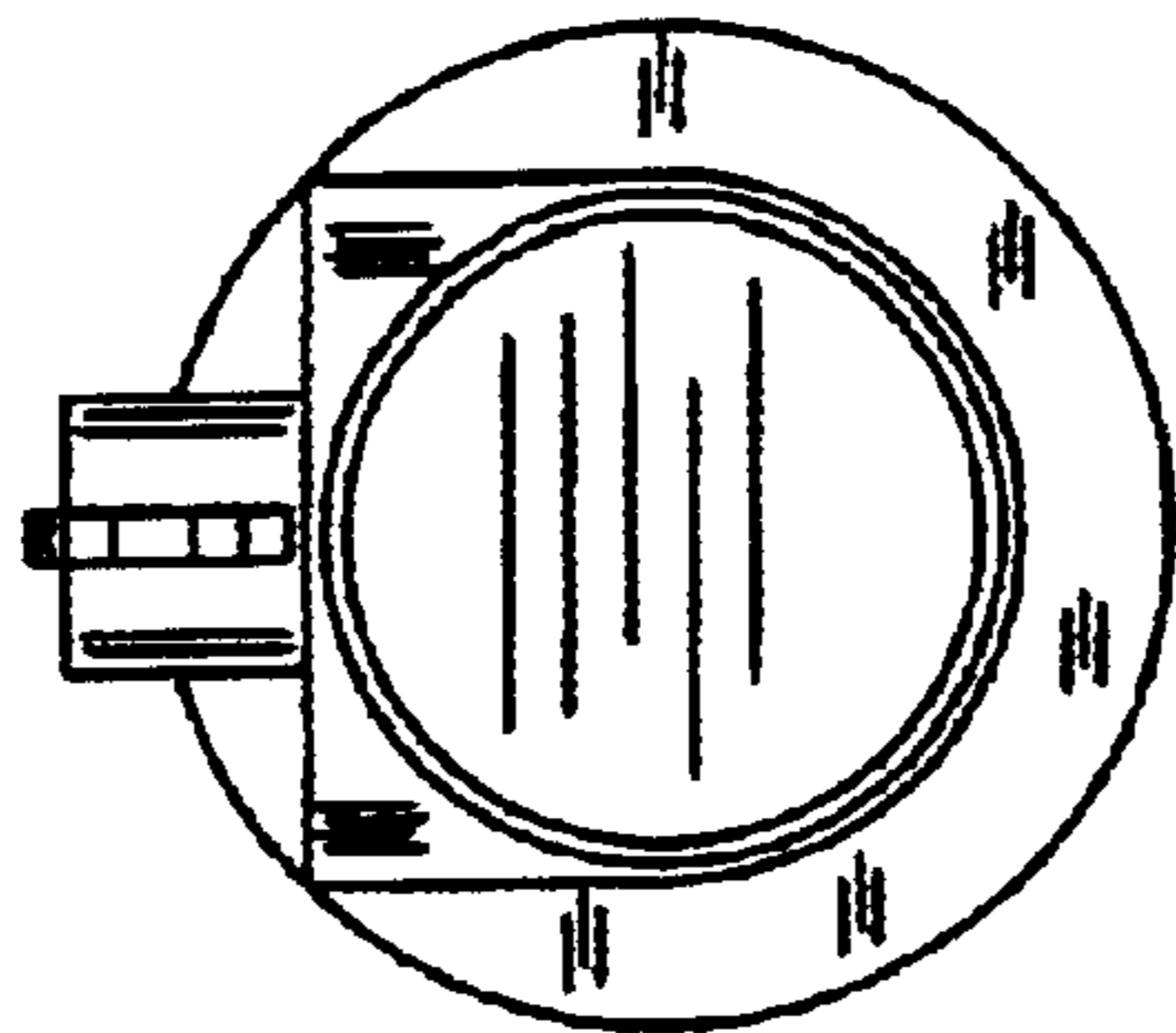


FIG. 4

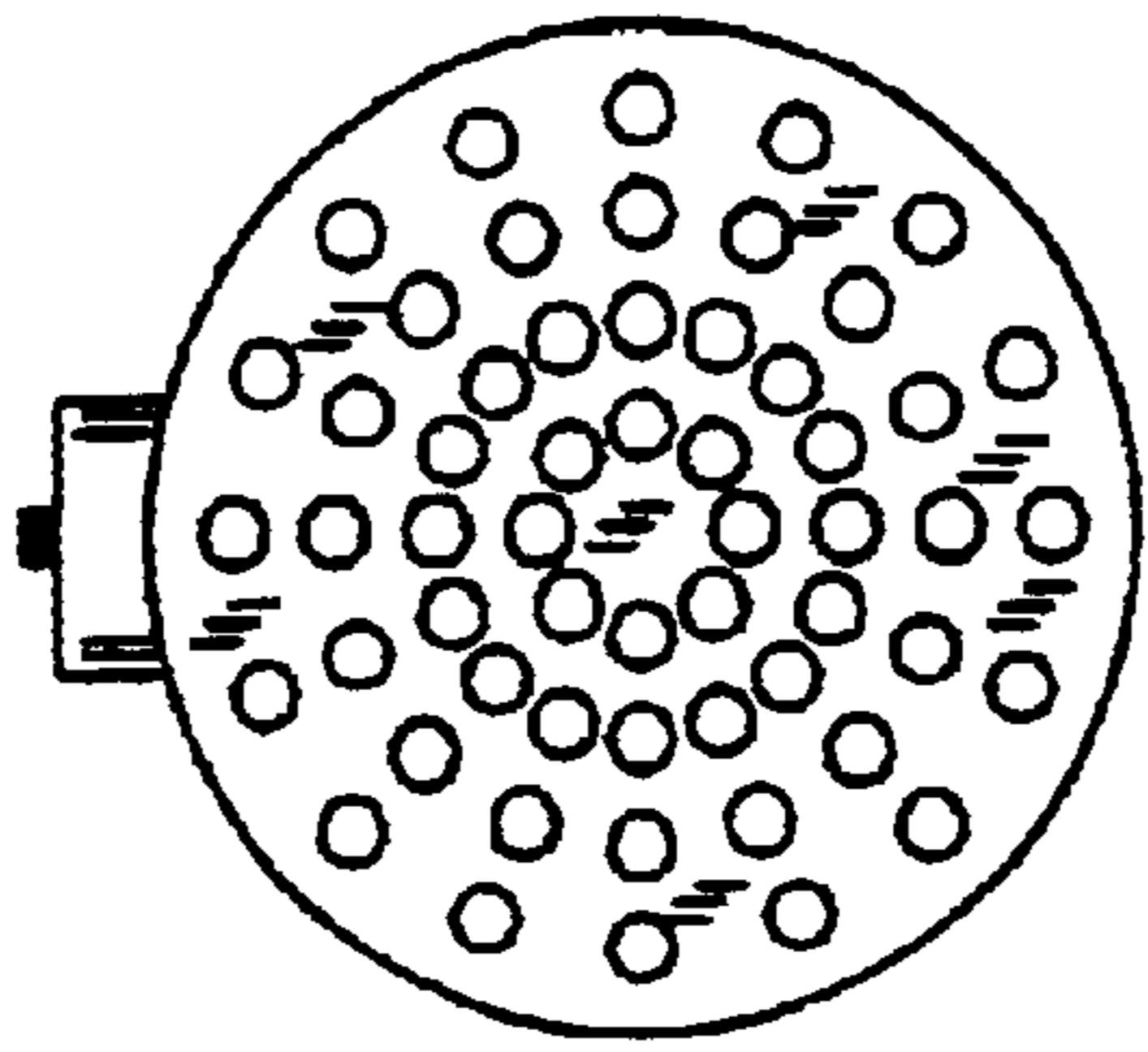


FIG. 5

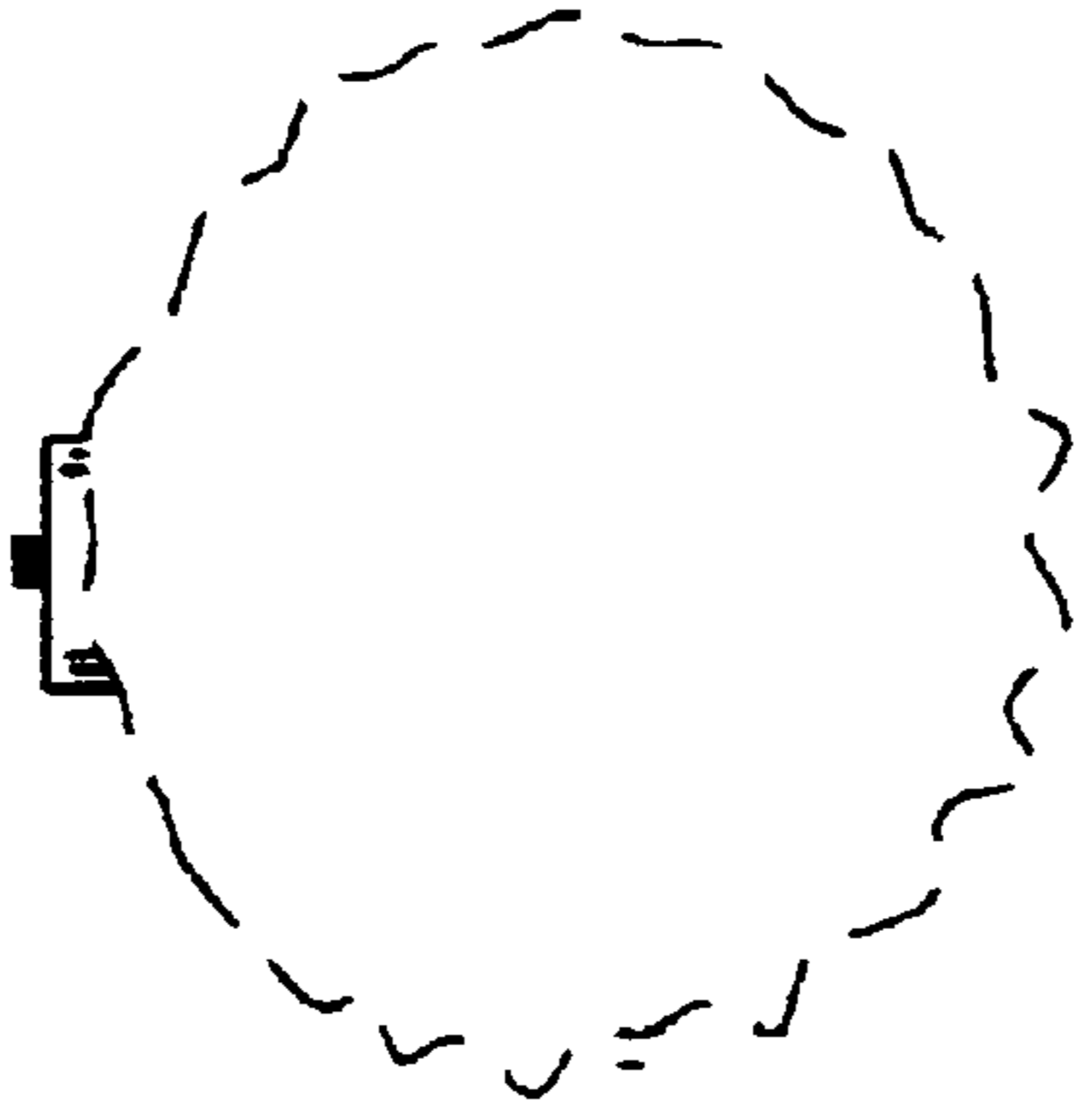


FIG. 6