



US00D551380S

(12) **United States Design Patent** (10) **Patent No.:** **US D551,380 S**  
**De'Armond** (45) **Date of Patent:** **\*\* Sep. 18, 2007**

(54) **LIGHT FIXTURE**

(75) Inventor: **Robert De'Armond**, Temecula, CA (US)

(73) Assignee: **Minka Lighting, Inc.**, Corona, CA (US)

(\*\*) Term: **14 Years**

(21) Appl. No.: **29/251,112**

(22) Filed: **Jan. 4, 2006**

(51) **LOC (8) Cl.** ..... **26-03**

(52) **U.S. Cl.** ..... **D26/80; D26/87**

(58) **Field of Classification Search** ..... D26/128-137,  
D26/80-92, 72; 362/432, 340, 347, 348,  
362/350, 351, 355, 363, 404-408

See application file for complete search history.

(56) **References Cited**

**U.S. PATENT DOCUMENTS**

D41,724 S *	8/1911	Booth	.....	D26/134
1,024,369 A *	4/1912	Sechrist	.....	248/344
D425,238 S *	5/2000	Lin	.....	D26/134
D450,875 S *	11/2001	Yang	.....	D26/87
D463,604 S *	9/2002	Phillips	.....	D26/87
D501,572 S *	2/2005	Lee	.....	D26/86
D514,730 S *	2/2006	Lo	.....	D26/87

**OTHER PUBLICATIONS**

U.S. Appl. No. 29/251,147, Robert De'Armond.

Minka-Lavery 2005 catalog; Jan. 2005; pp. 61-64; Minka Lighting, Inc.; U.S.A.

Thomas Lighting Internet Catalog; Willow Bath Light; Model #M1693-63; printed from www.lightinguniverse.com on Feb. 11, 2006.

Murray Feiss Internet Catalog; Horizon Multi-Light Vanity Fixture; Model #VS9302ORB; printed from www.lightinguniverse.com on Feb. 11, 2006.

\* cited by examiner

*Primary Examiner*—Clare E Heflin

(74) *Attorney, Agent, or Firm*—Baker & McKenzie LLP

(57) **CLAIM**

The ornamental design for a light fixture, as shown and described.

**DESCRIPTION**

FIG. 1 is a perspective view from below of a light fixture in accordance with my design;

FIG. 2 is a top plan view of the light fixture in accordance with my design;


FIG. 3 is a bottom plan view of the light fixture in accordance with my design;

FIG. 4 is a front elevation view of the light fixture in accordance with my design; and,


FIG. 5 is a side elevation view of the light fixture in accordance with my design, the opposite side being a mirror image of that shown.

**1 Claim, 5 Drawing Sheets**






*Fig. 1*



*Fig.2*



*Fig. 3*





Fig. 4



*Fig.5*