



US00D551359S

(12) **United States Design Patent**
Price

(10) **Patent No.:** **US D551,359 S**

(45) **Date of Patent:** **** Sep. 18, 2007**

(54) **STACKABLE WALL BLOCK**

7,059,808 B2 * 6/2006 Risi 405/284
7,096,635 B2 8/2006 Price

(75) Inventor: **Brian A Price**, Rochester, MN (US)

OTHER PUBLICATIONS

(73) Assignee: **Mortarless Technologies, LLC**,
Rochester, MN (US)

“Classic” product literature, Rockwood Retaining Walls, 12 pgs.,
1997.

(**) Term: **14 Years**

* cited by examiner

(21) Appl. No.: **29/260,134**

Primary Examiner—Louis S. Zarfaz
Assistant Examiner—Gregory Andoll

(22) Filed: **May 19, 2006**

(74) *Attorney, Agent, or Firm*—Patterson, Thuente, Skaar &
Christensen, P.A.

(51) **LOC (8) Cl.** **25-01**

(52) **U.S. Cl.** **D25/113**

(58) **Field of Classification Search** D25/112–118;
D21/484–490, 499–502; 405/15–16, 33,
405/35, 284–286; 404/29–42; 52/503, 504,
52/575, 596–599, 603–605, 608, 612

See application file for complete search history.

(57) **CLAIM**

I claim the ornamental design for a stackable wall block, as
shown.

(56) **References Cited**

DESCRIPTION

U.S. PATENT DOCUMENTS

1,260,024	A *	3/1918	Parton	52/302.3
1,795,451	A *	3/1931	Sharpe	52/314
1,816,916	A *	8/1931	Sentrop	52/351
5,622,456	A *	4/1997	Risi et al.	405/284
5,647,185	A *	7/1997	Forlini	52/604
D403,437	S *	12/1998	Risi et al.	D25/113
D405,193	S *	2/1999	Scales	D25/113
D466,229	S *	11/2002	Risi et al.	D25/113
D479,342	S *	9/2003	Dawson	D25/113
6,651,401	B2	11/2003	Price et al.		
D485,371	S *	1/2004	Burgess et al.	D25/113

FIG. 1 is a perspective view of a stackable wall block
showing my new design.

FIG. 2 is a front view thereof.

FIG. 3 is a rear view thereof.

FIG. 4 is a bottom view thereof.

FIG. 5 is a top view thereof; and,

FIG. 6 is a side view thereof.

The broken lines appearing in the figures are not intended to
form part of the claimed design and are provided for
illustrative purposes only.

1 Claim, 3 Drawing Sheets

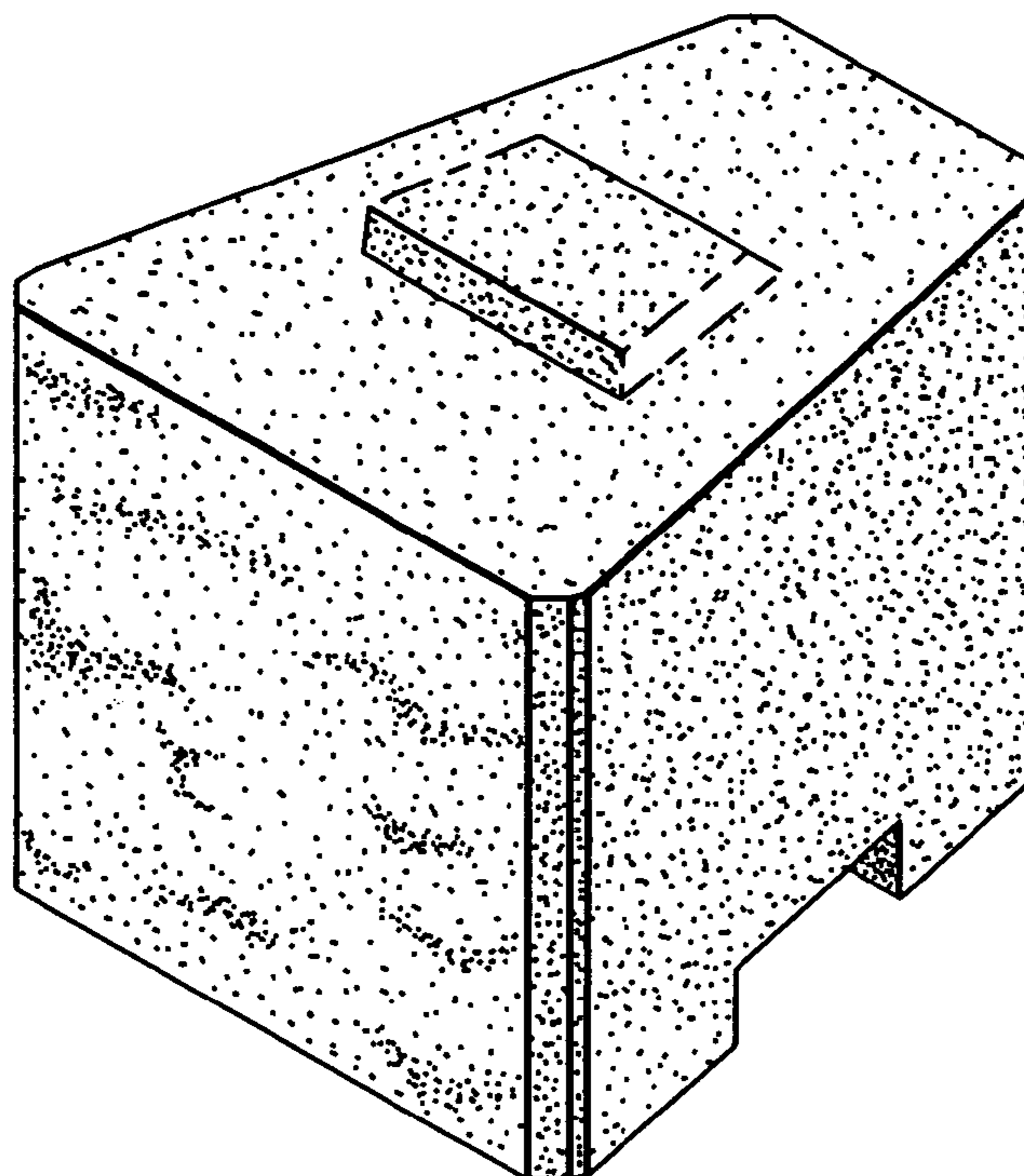


Fig. 1

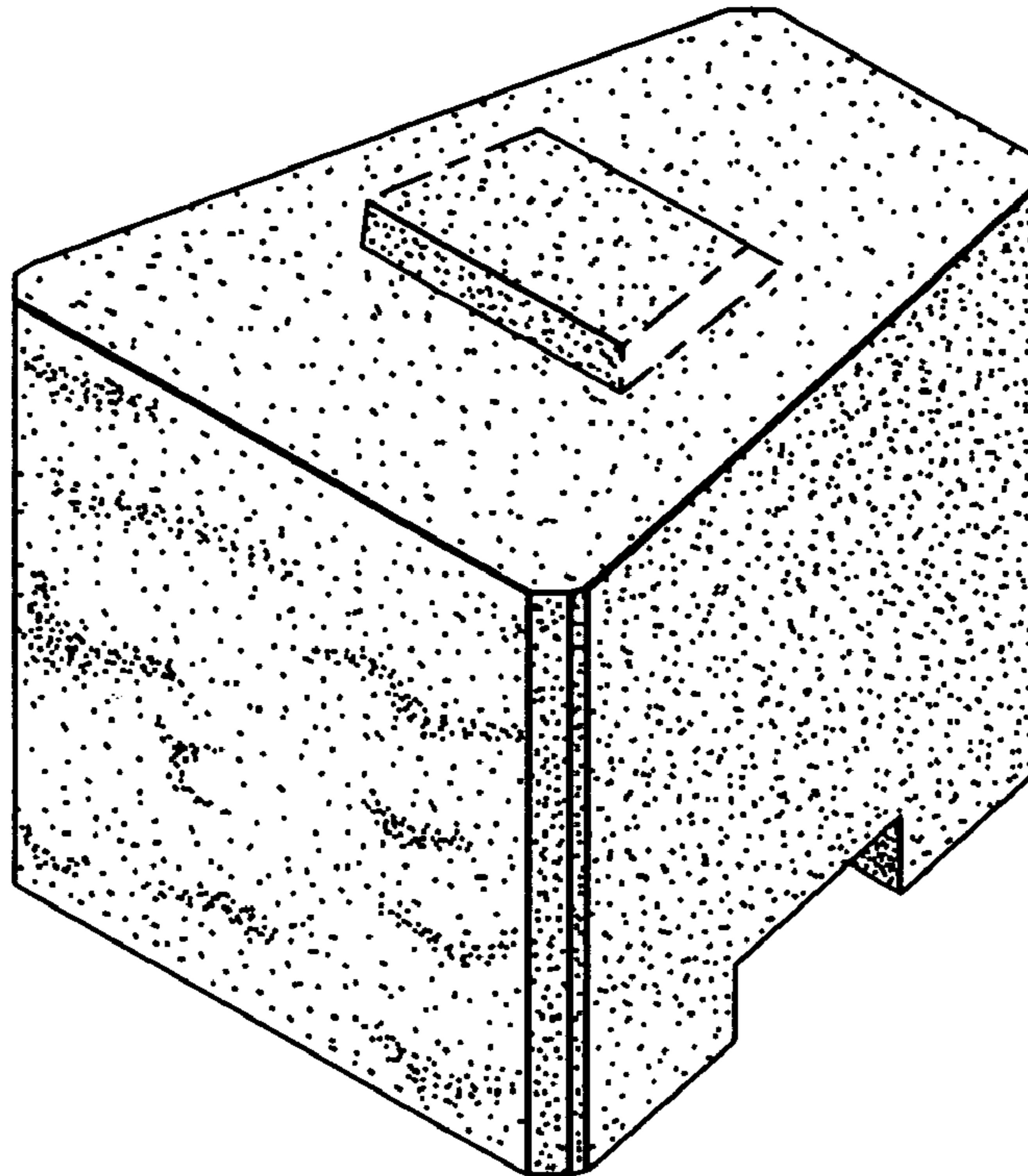


Fig. 2

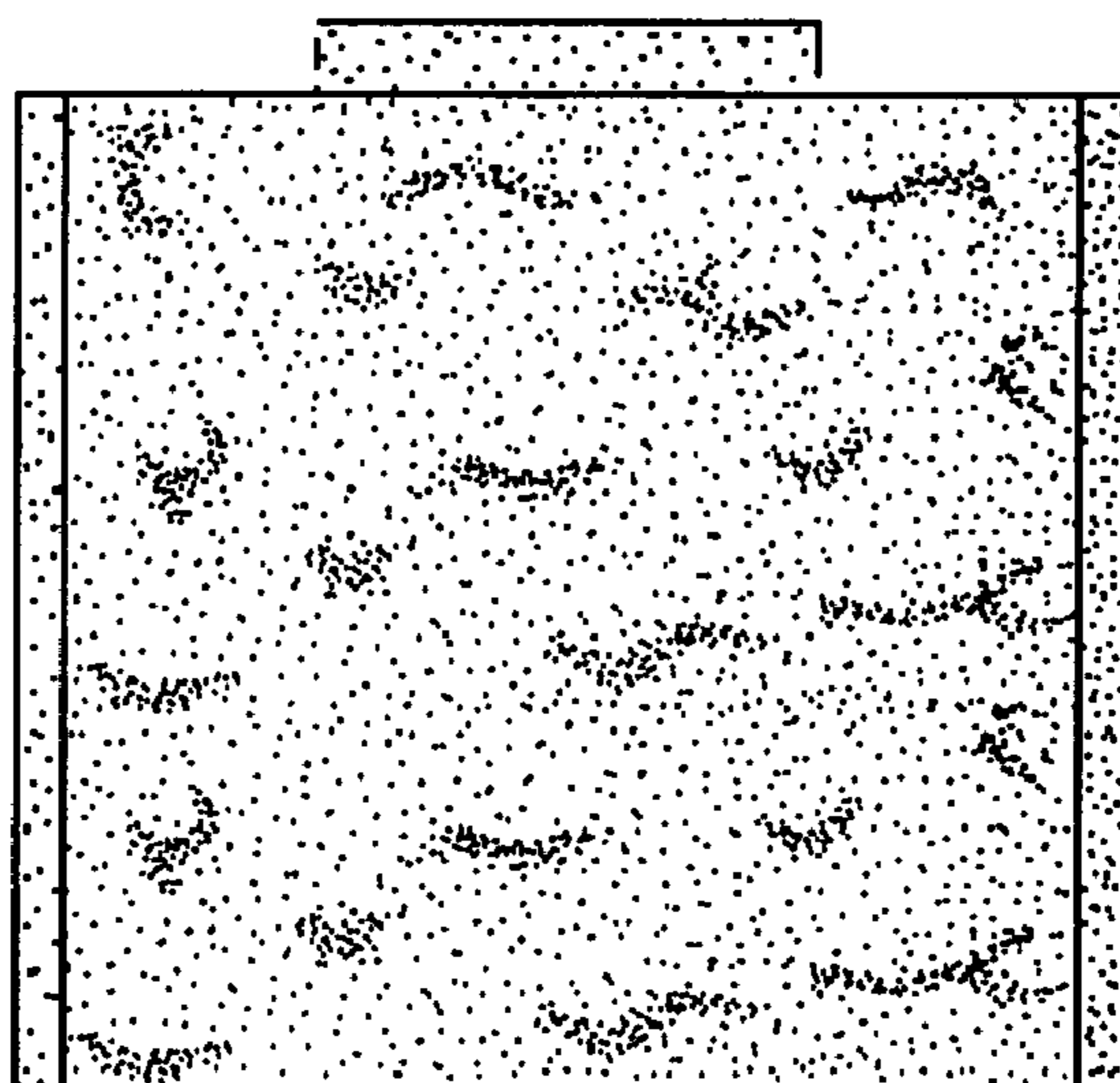


Fig. 3




Fig. 4

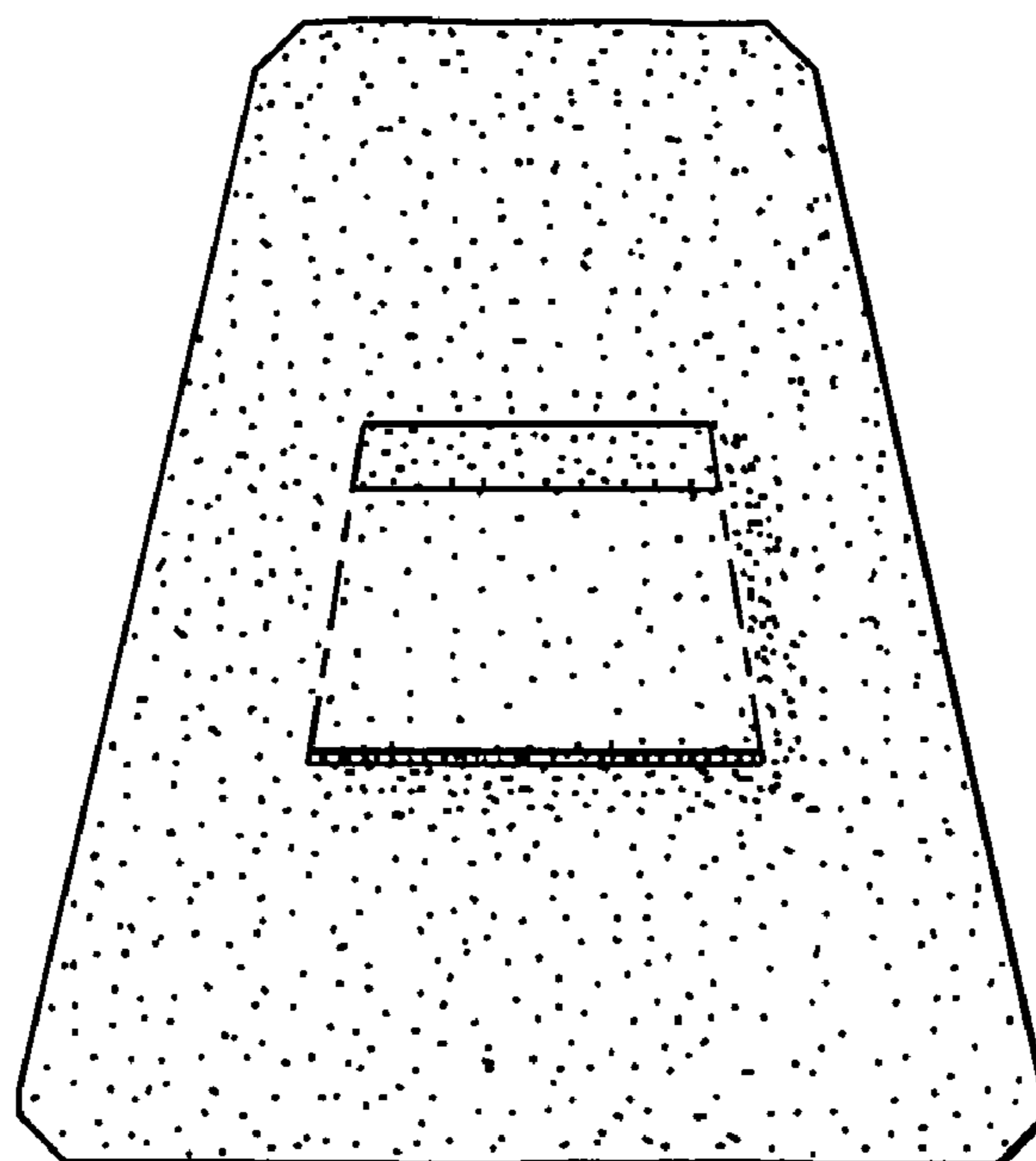


Fig. 5

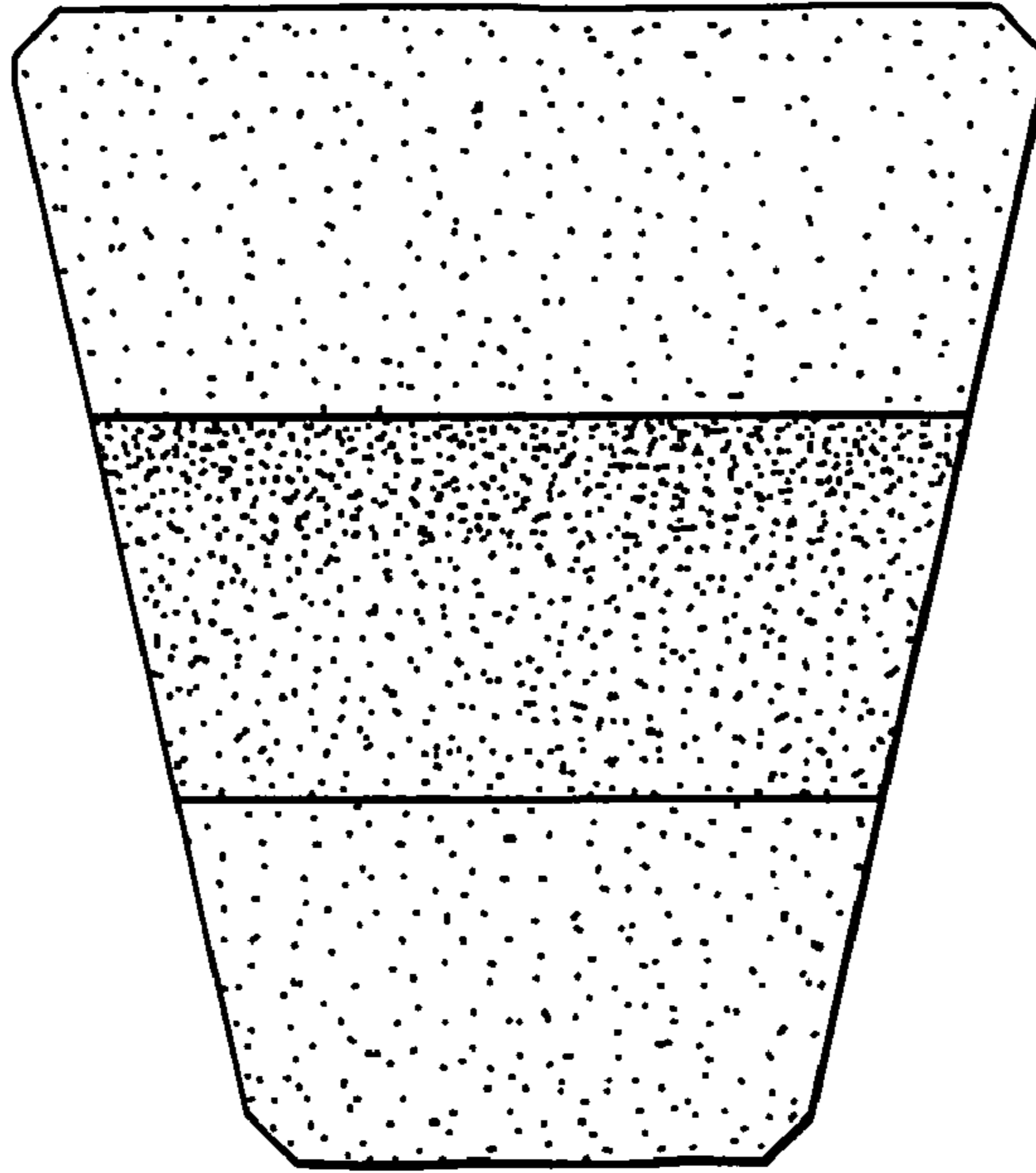


Fig. 6

