



US00D551358S

(12) **United States Design Patent**
Dérageon

(10) **Patent No.:** **US D551,358 S**

(45) **Date of Patent:** **** Sep. 18, 2007**

(54) **BUILDING BLOCK**

(75) Inventor: **Benoit Dérageon**, Granby (CA)

(73) Assignee: **Pavnat Inc.**, Bromont, Quebec (CA)

(**) Term: **14 Years**

(21) Appl. No.: **29/240,995**

(22) Filed: **Oct. 24, 2005**

(51) **LOC (8) Cl.** **25-01**

(52) **U.S. Cl.** **D25/113; D25/114; D25/115;**
D25/118

(58) **Field of Classification Search** D25/112-118;
D21/484-490, 499-502; 405/15-16, 33,
405/35, 284-286; 404/29-42; 52/503, 504,
52/575, 596-599, 603-605, 608, 612
See application file for complete search history.

(56) **References Cited**

U.S. PATENT DOCUMENTS

1,799,014 A * 3/1931 Innes 52/576
D159,255 S * 7/1950 Decker D25/114

D184,747 S * 3/1959 Livesay D25/115
D467,009 S * 12/2002 Agee D25/113
D510,773 S * 10/2005 Albert D25/118

* cited by examiner

Primary Examiner—Louis S. Zarfes

Assistant Examiner—Gregory Andoll

(74) *Attorney, Agent, or Firm*—Ogilvy Renault LLP

(57) **CLAIM**

The ornamental design for a building block, as shown and described.

DESCRIPTION

FIG. 1 is a perspective view of the building block;

FIG. 2 is a side view of FIG. 1, the other side being a mirror image thereof;

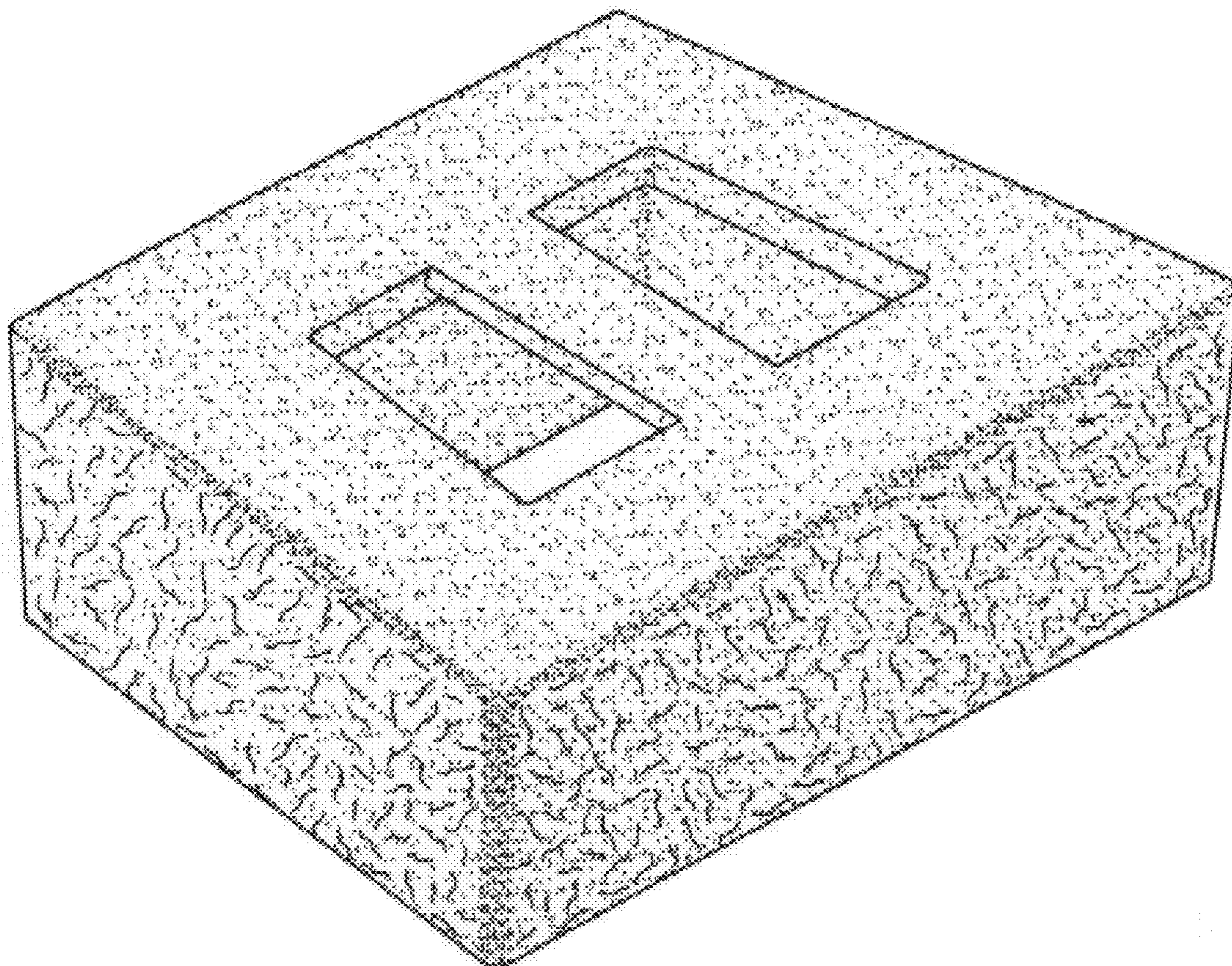
FIG. 3 is a top view of FIG. 1;

FIG. 4 is a front view of FIG. 1;

FIG. 5 is a bottom view of FIG. 1; and,

FIG. 6 is a back view of the FIG. 1.

1 Claim, 3 Drawing Sheets



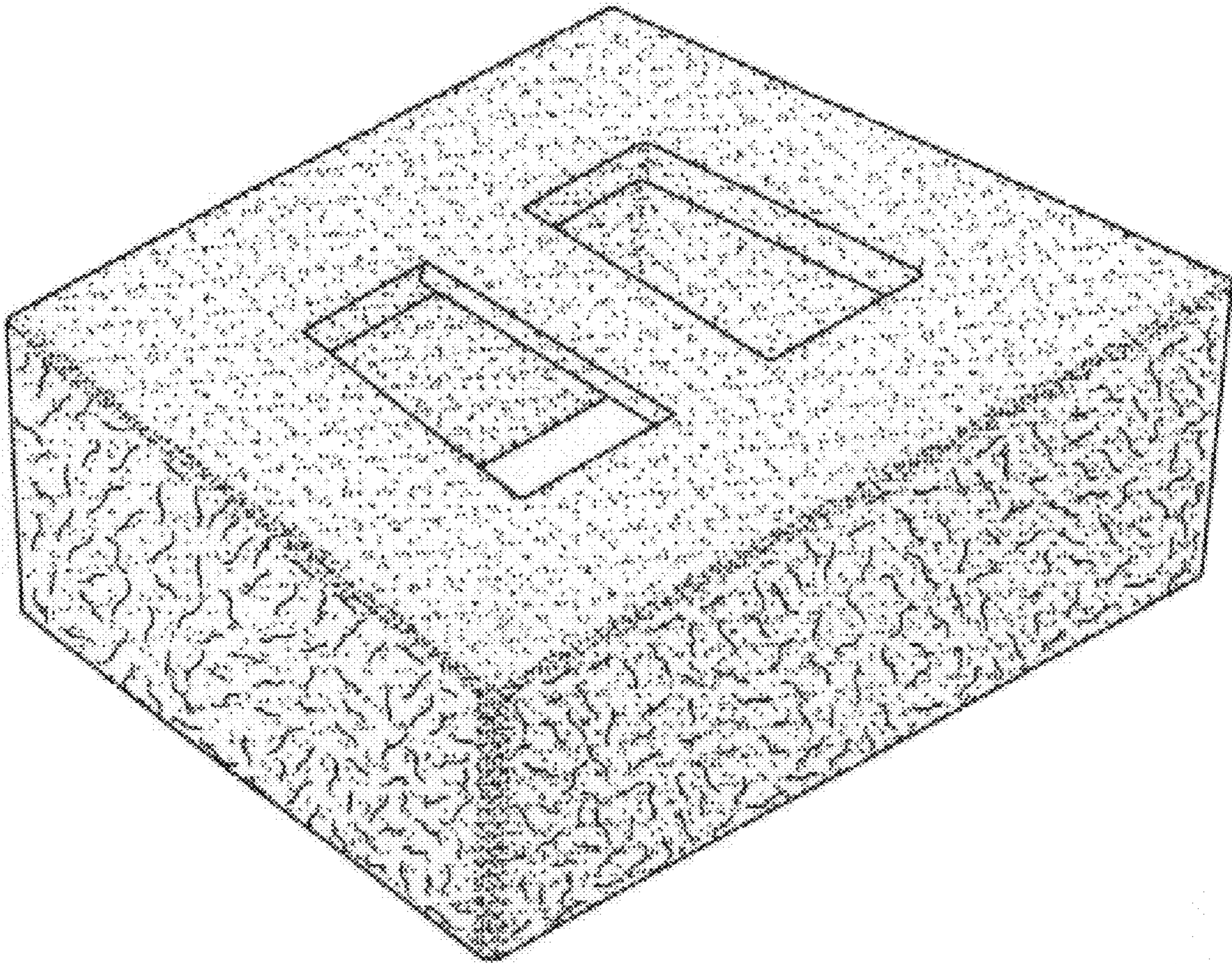


FIG. 1




FIG. 2

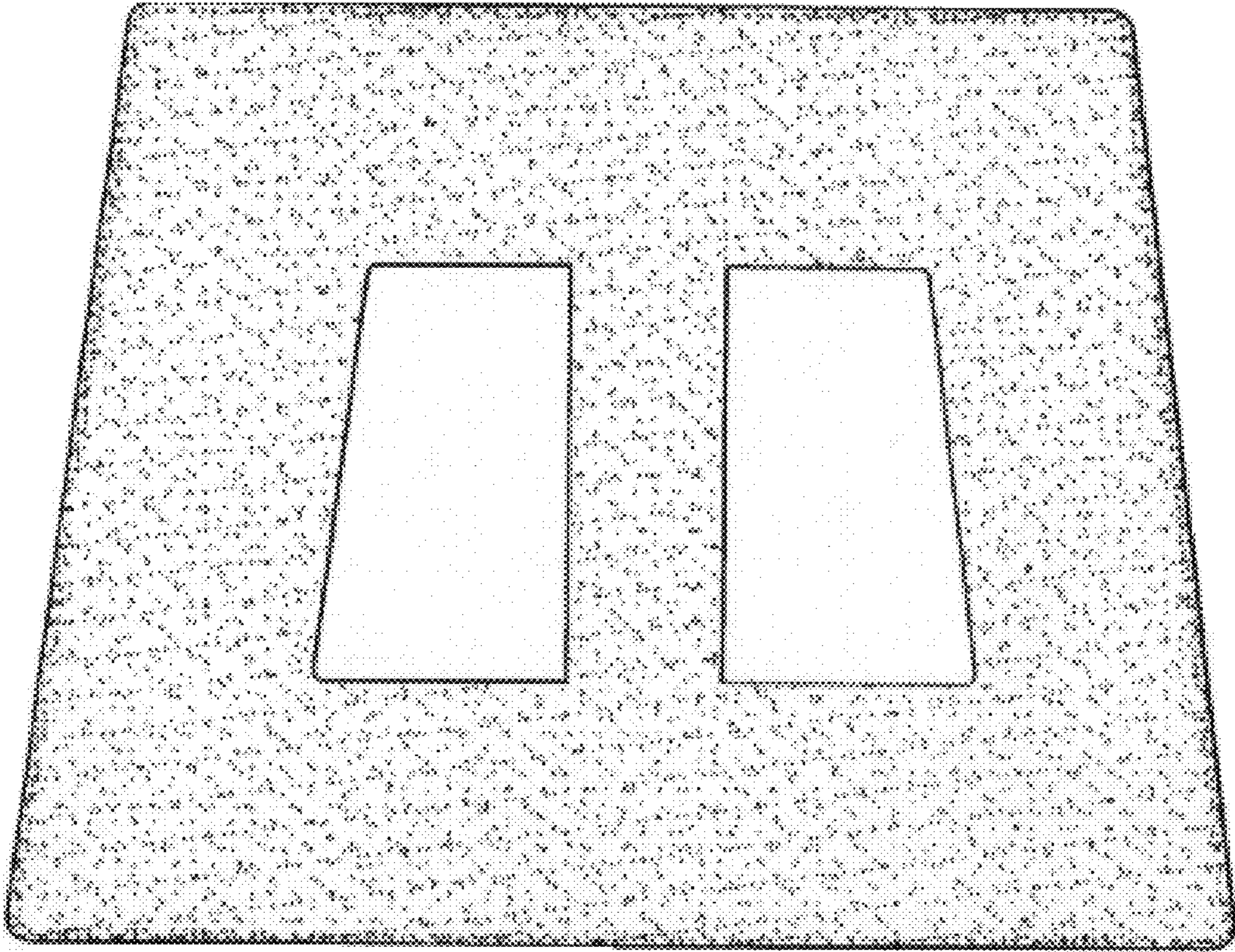


FIG. 3




FIG. 4

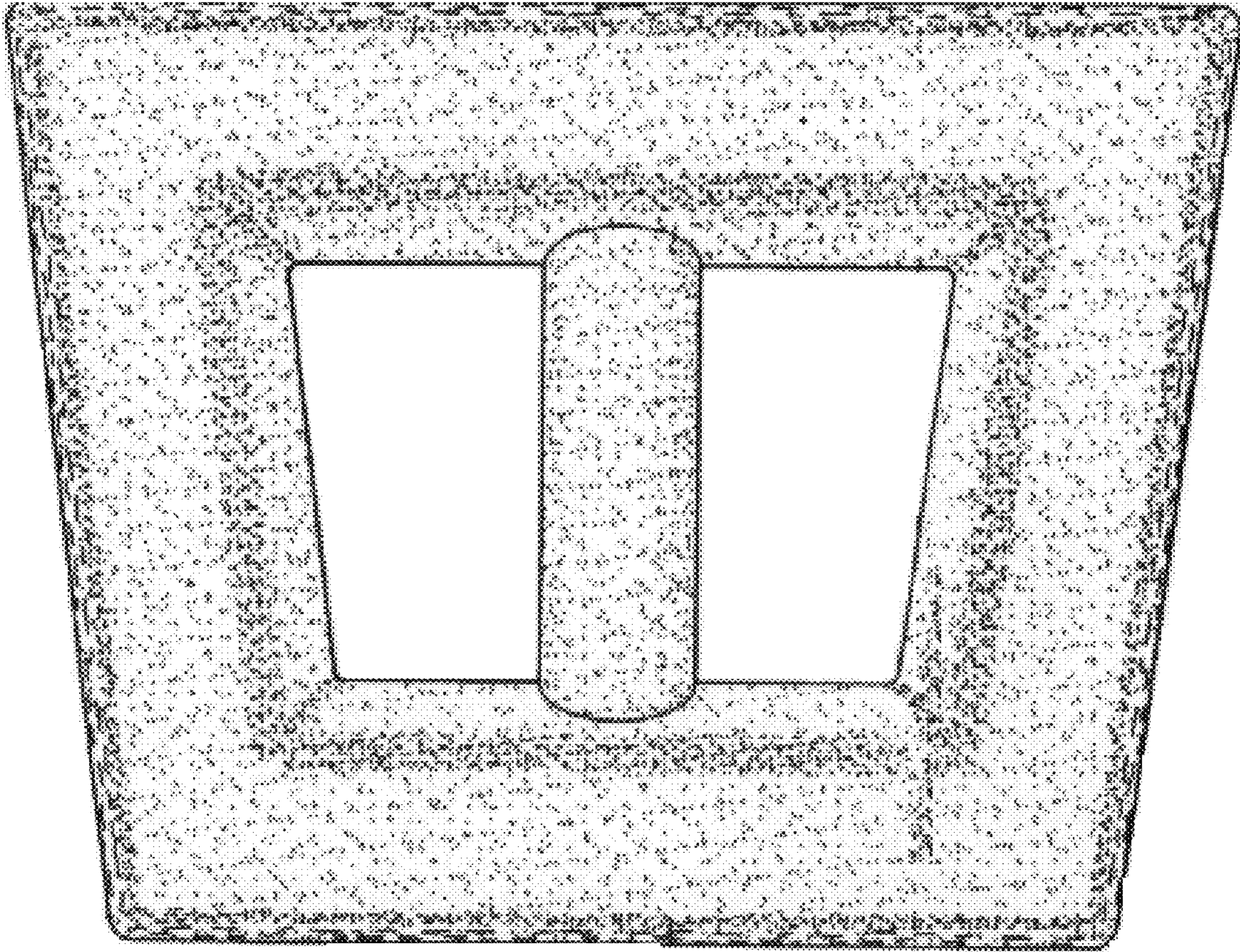


FIG. 5




FIG. 6