



US00D551354S

(12) **United States Design Patent**
McBarnett et al.

(10) **Patent No.:** **US D551,354 S**

(45) **Date of Patent:** **** Sep. 18, 2007**

(54) **HEEL CUSHION**

(76) Inventors: **Atika McBarnett**, 1128 E. 81 St.,
Brooklyn, NY (US) 11236; **Stephanie**
McBarnett, 1128 E. 81 St., Brooklyn,
NY (US) 11236

(**) Term: **14 Years**

(21) Appl. No.: **29/261,100**

(22) Filed: **Jun. 8, 2006**

(51) **LOC (8) Cl.** **24-01**

(52) **U.S. Cl.** **D24/192**

(58) **Field of Classification Search** D24/190-192,
D24/64; 602/16, 22-3, 26-9, 65, 5-6, 60-4;
128/80, 87, 88, 153, 583; 36/44, 68, 69,
36/115-7, 140; D2/961

See application file for complete search history.

(56) **References Cited**

U.S. PATENT DOCUMENTS

1,585,938 A * 5/1926 Pease 602/65
3,333,353 A * 8/1967 Garcia 36/68
D225,472 S * 12/1972 Lowrey et al. D24/192
D239,058 S * 3/1976 Gaylord, Jr. D24/192
D268,365 S * 3/1983 Malkin D24/192
4,998,537 A * 3/1991 Rau 602/27

D328,967 S * 9/1992 Brown D2/961
D402,036 S * 12/1998 Parsley et al. D24/192
6,517,505 B1 * 2/2003 Veldman 602/27

* cited by examiner

Primary Examiner—Louis S. Zarfes

Assistant Examiner—Susan E. Krakower

(74) *Attorney, Agent, or Firm*—Charles W. Chandler

(57) **CLAIM**

The ornamental design for a heel cushion, as shown and described.

DESCRIPTION

FIG. 1 is a top view of a heel cushion showing our new design;

FIG. 2 is a bottom view of the heel cushion;

FIG. 3 is a front view of the heel cushion;

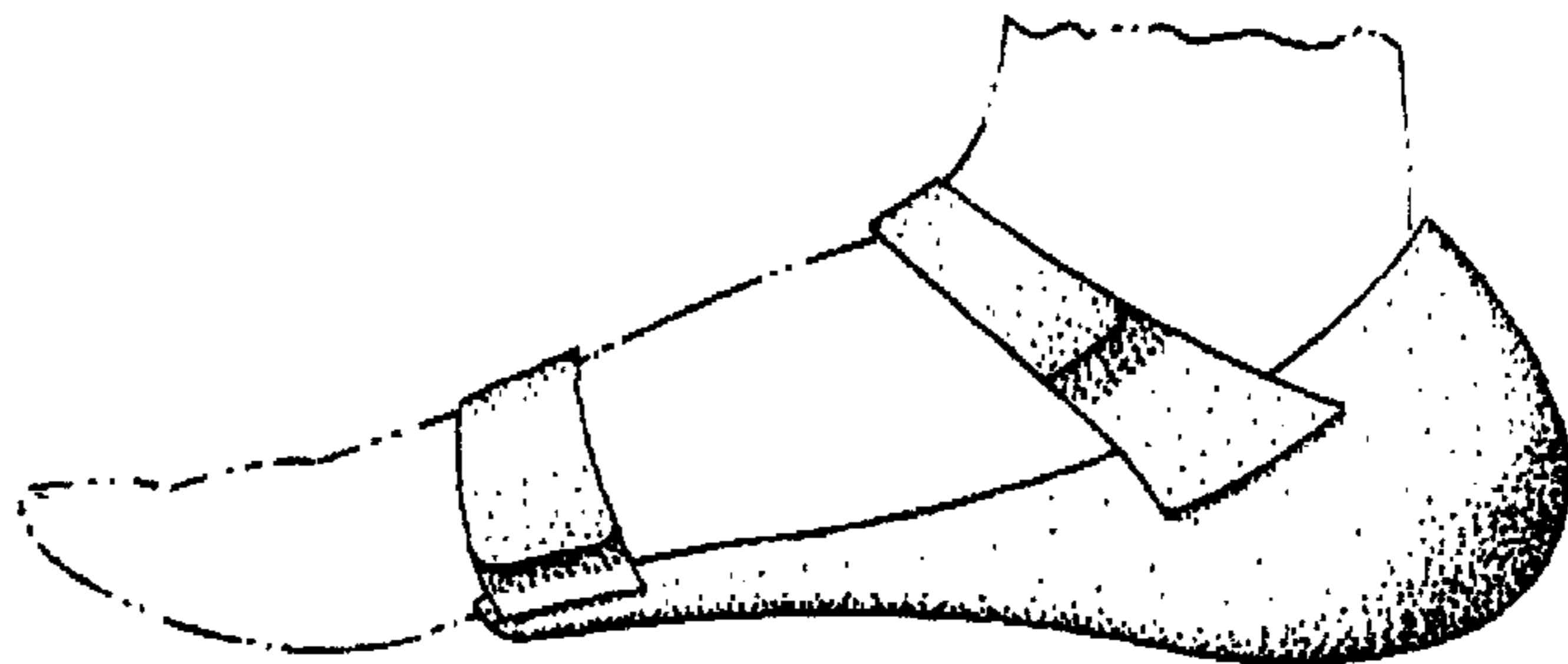
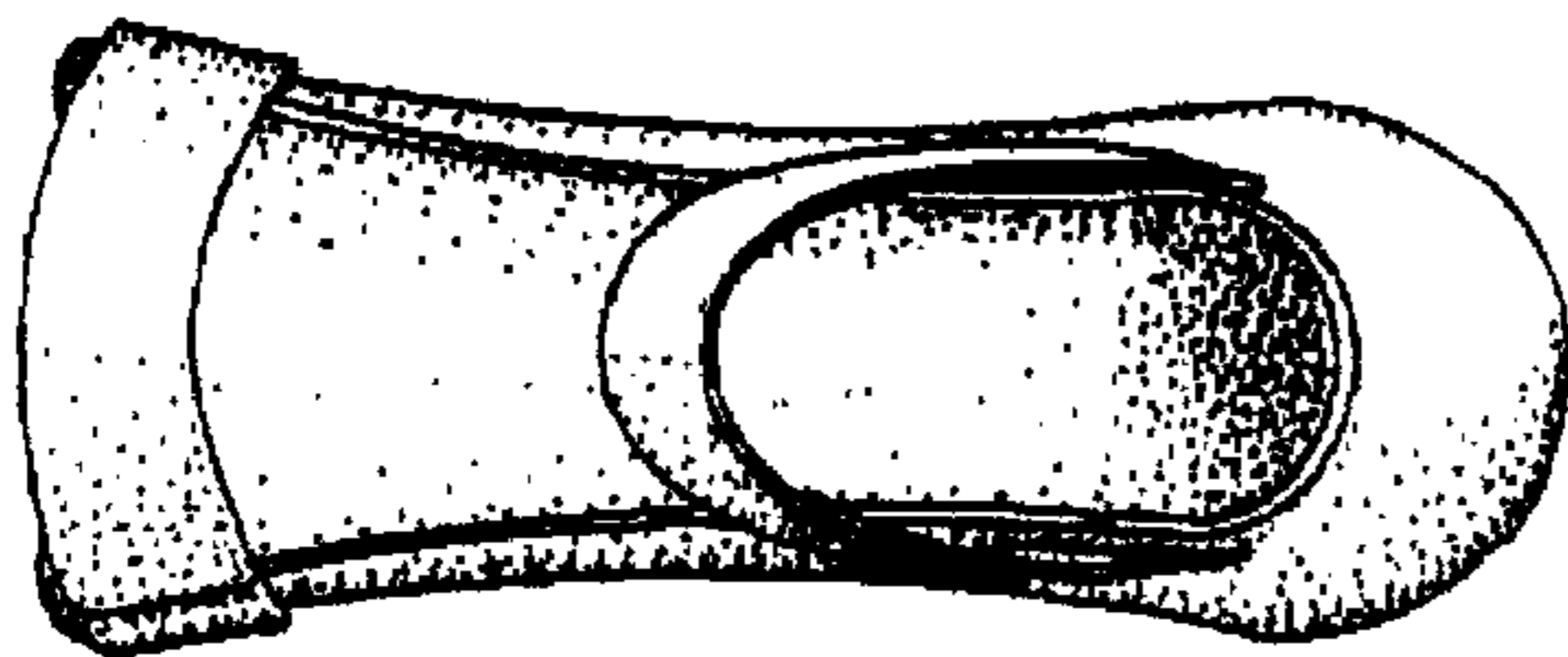
FIG. 4 is a rear view of the heel cushion;

FIG. 5 is a left side view of the heel cushion; and,

FIG. 6 is a right side view of the heel cushion.

The broken line showing of foot is included for the purpose of illustrating environmental structure and forms no part of the claimed design.

1 Claim, 2 Drawing Sheets



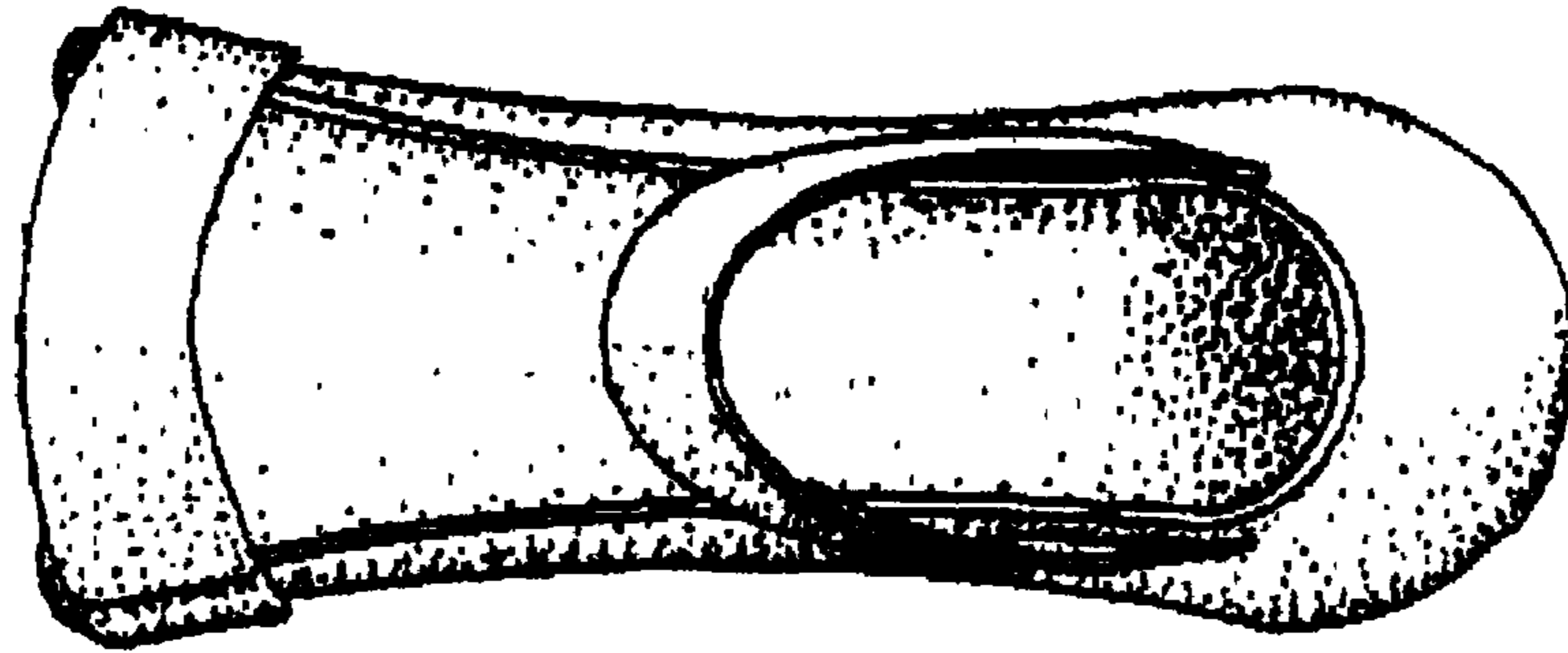


FIG. 1




FIG. 2




FIG. 3




FIG. 4

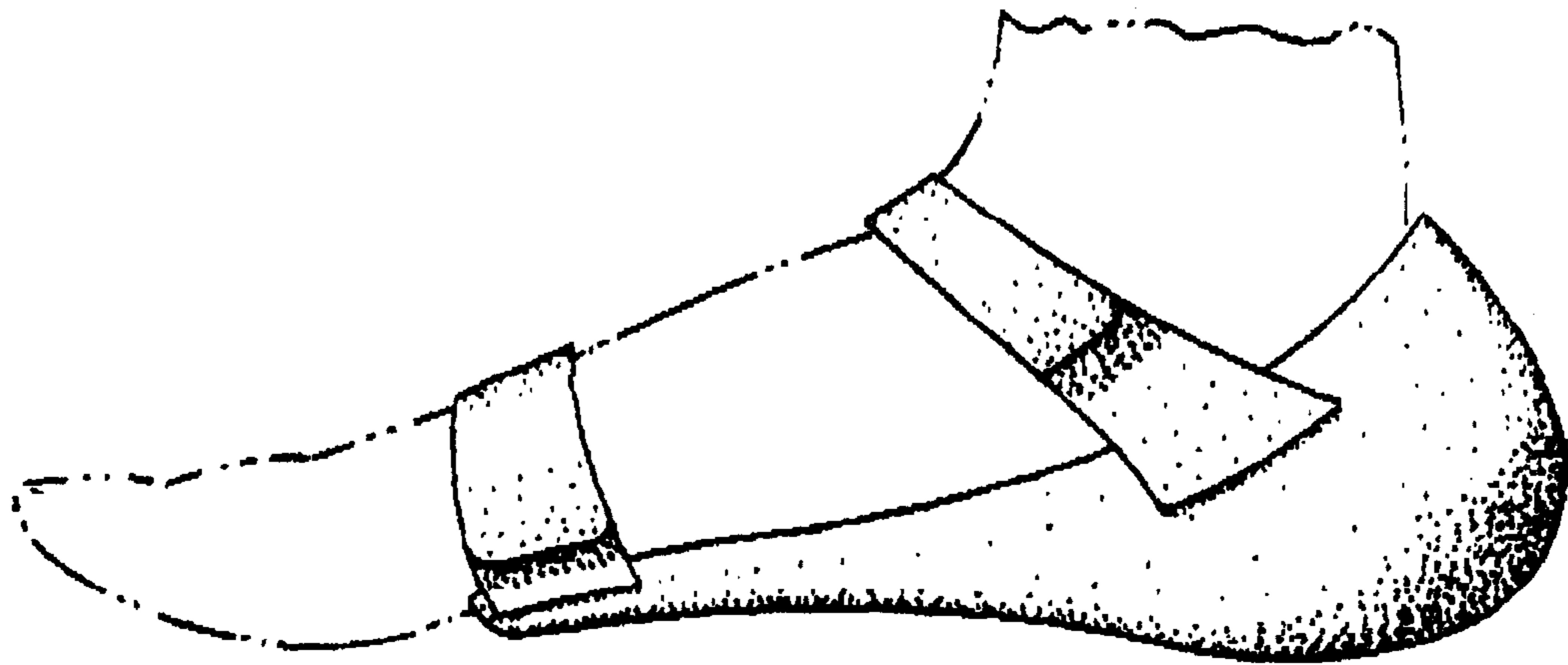


FIG. 5

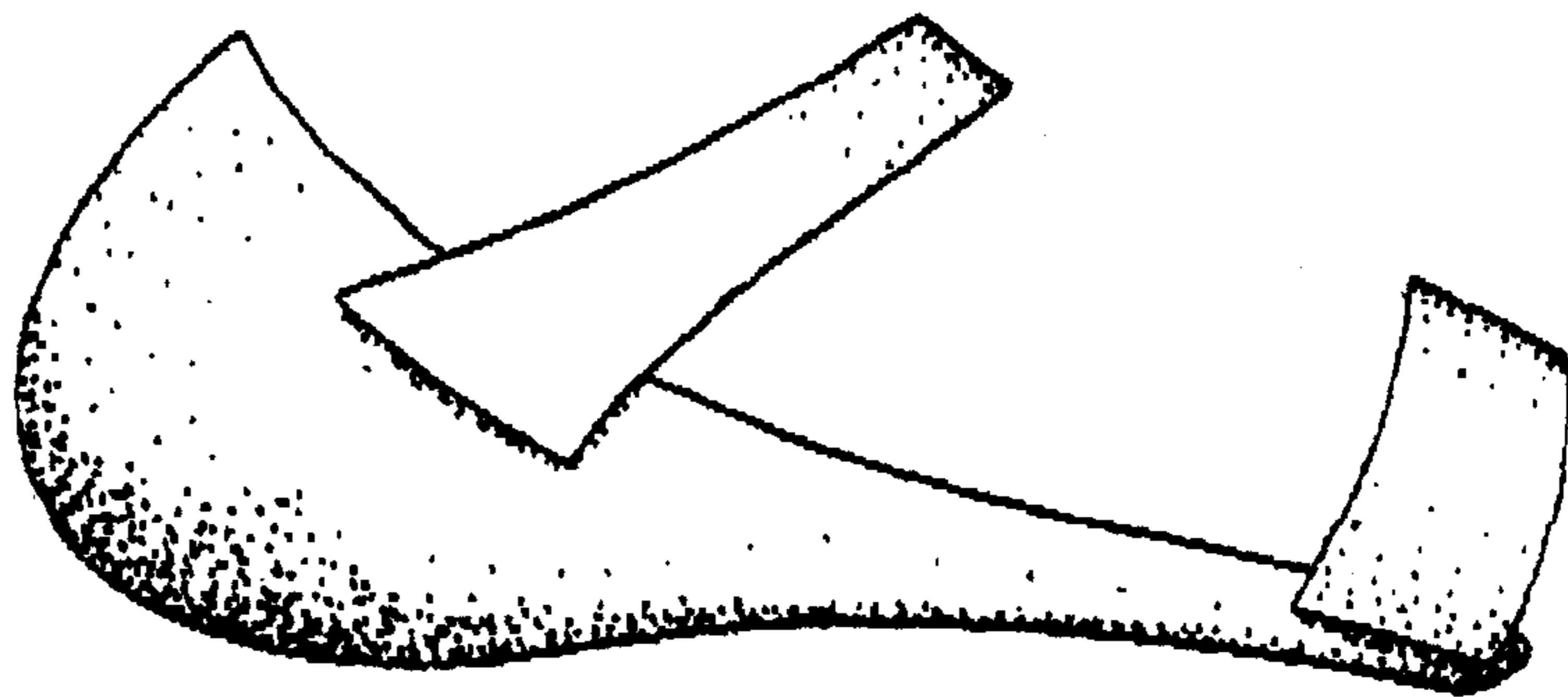


FIG. 6