

US00D551338S

(12) **United States Design Patent**
Gajewski

(10) **Patent No.:** **US D551,338 S**

(45) **Date of Patent:** **** Sep. 18, 2007**

(54) **CEILING FAN COMPONENT**

(75) Inventor: **Mark Gajewski**, Avila Beach, CA (US)

(73) Assignee: **Minka Lighting, Inc.**, Corona, CA (US)

(**) Term: **14 Years**

(21) Appl. No.: **29/249,812**

(22) Filed: **Oct. 23, 2006**

(51) **LOC (8) Cl.** **23-04**

(52) **U.S. Cl.** **D23/411**

(58) **Field of Classification Search** D23/411,
D23/413, 377, 379, 385; 416/5; D26/59,
D26/51, 72, 80-86, 73

See application file for complete search history.

(56) **References Cited**

U.S. PATENT DOCUMENTS

D372,774 S *	8/1996	Holbrook	D23/411
D407,155 S *	3/1999	Liu	D23/411
D426,630 S	6/2000	Gajewski		
D426,879 S	6/2000	Gajewski		
D520,633 S *	5/2006	Tai	D23/411
D525,698 S *	7/2006	Wang	D23/377
D536,086 S *	1/2007	Pan	D23/411

OTHER PUBLICATIONS

- U.S. Appl. No. 29/249,817.
- U.S. Appl. No. 29/249,820.
- U.S. Appl. No. 29/249,821.
- U.S. Appl. No. 29/249,822.
- U.S. Appl. No. 29/249,823.
- U.S. Appl. No. 29/249,825.
- U.S. Appl. No. 29/249,826.
- U.S. Appl. No. 29/249,806.
- U.S. Appl. No. 29/249,807.

- U.S. Appl. No. 29/249,808.
- U.S. Appl. No. 29/249,809.
- U.S. Appl. No. 29/249,816.
- U.S. Appl. No. 29/249,814.
- U.S. Appl. No. 29/249,815.
- MinkaAire Internet Catalog; Acero ceiling fan; Model F-601; printed from minkagroup.net.
- Sogno Internet Catalog; Pupazzo floor lamp; Model # FL0601-38; printed from www.thesogno.com.
- Woolen Mill Fan Company Internet Catalog; printed from www.architecturalfans.com.

* cited by examiner

Primary Examiner—Lisa Lichtenstein

(74) *Attorney, Agent, or Firm*—Baker & McKenzie LLP

(57) **CLAIM**

The ornamental design for a ceiling fan component, as shown and described.

DESCRIPTION

FIG. 1 is a perspective view from below of a ceiling fan component in accordance with my design;

FIG. 2 is a reduced top plan view of the ceiling fan component in accordance with my design;

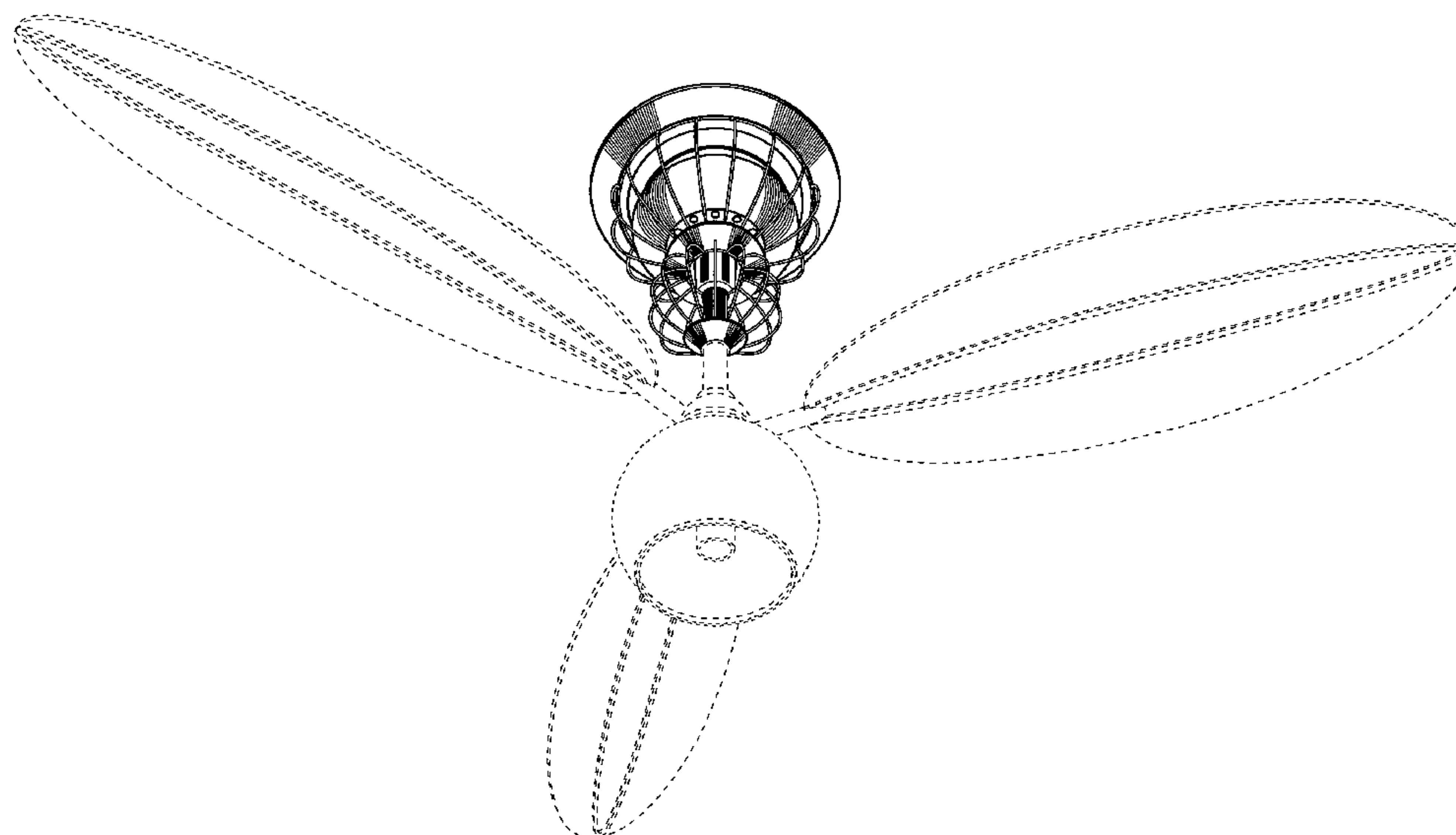
FIG. 3 is a reduced bottom plan view of the ceiling fan component in accordance with my design; and,

FIG. 4 is a side elevation view of the ceiling fan component in accordance with my design, all side views being mirror images thereof.

The broken lines showing environmental structure are for illustrative purposes and form no part of the claimed design.

The broken line showing of a portion of a light fixture is included for the purpose of illustrating environmental structure and forms no part of the claimed design.

1 Claim, 4 Drawing Sheets



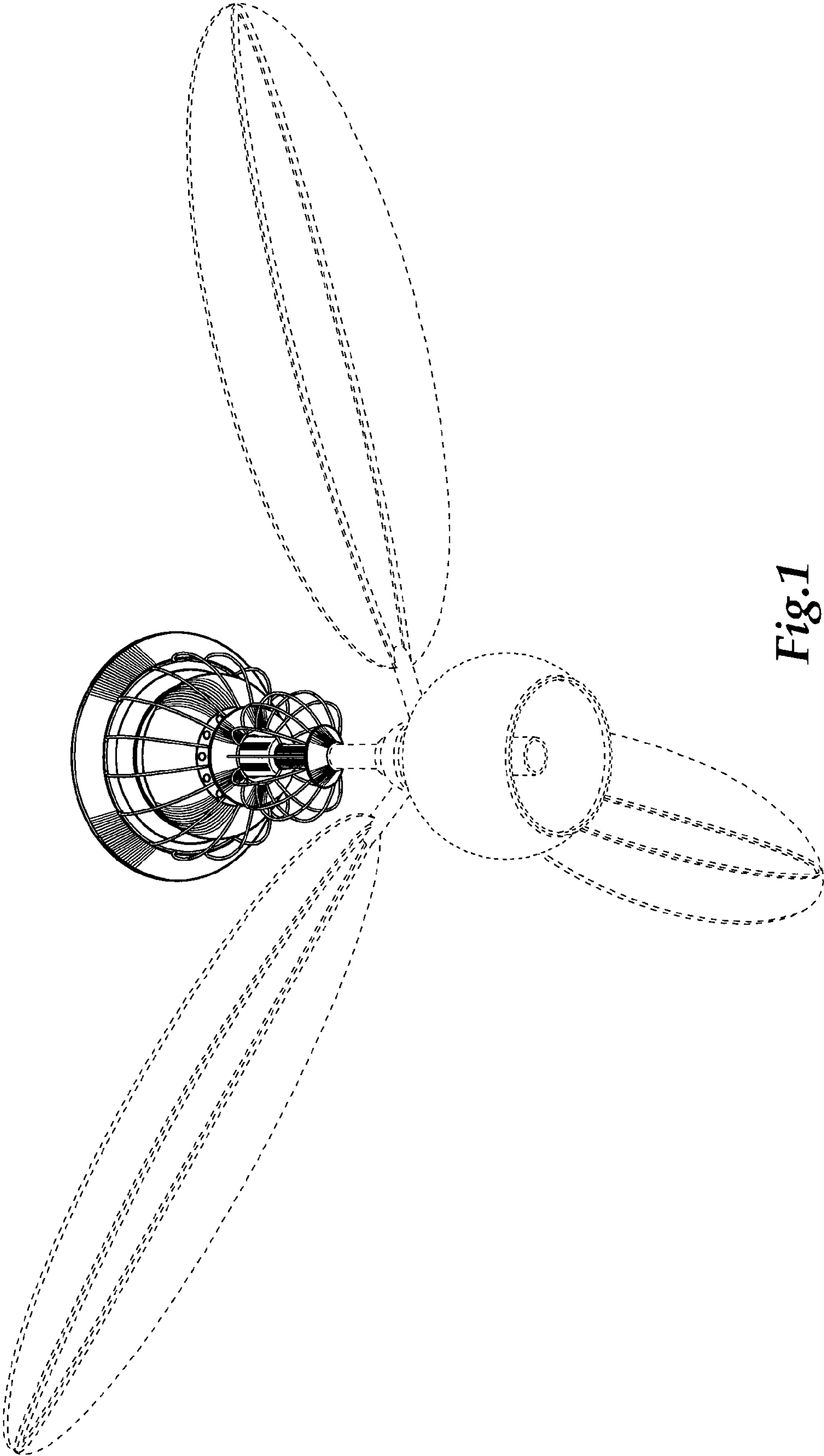


Fig.1

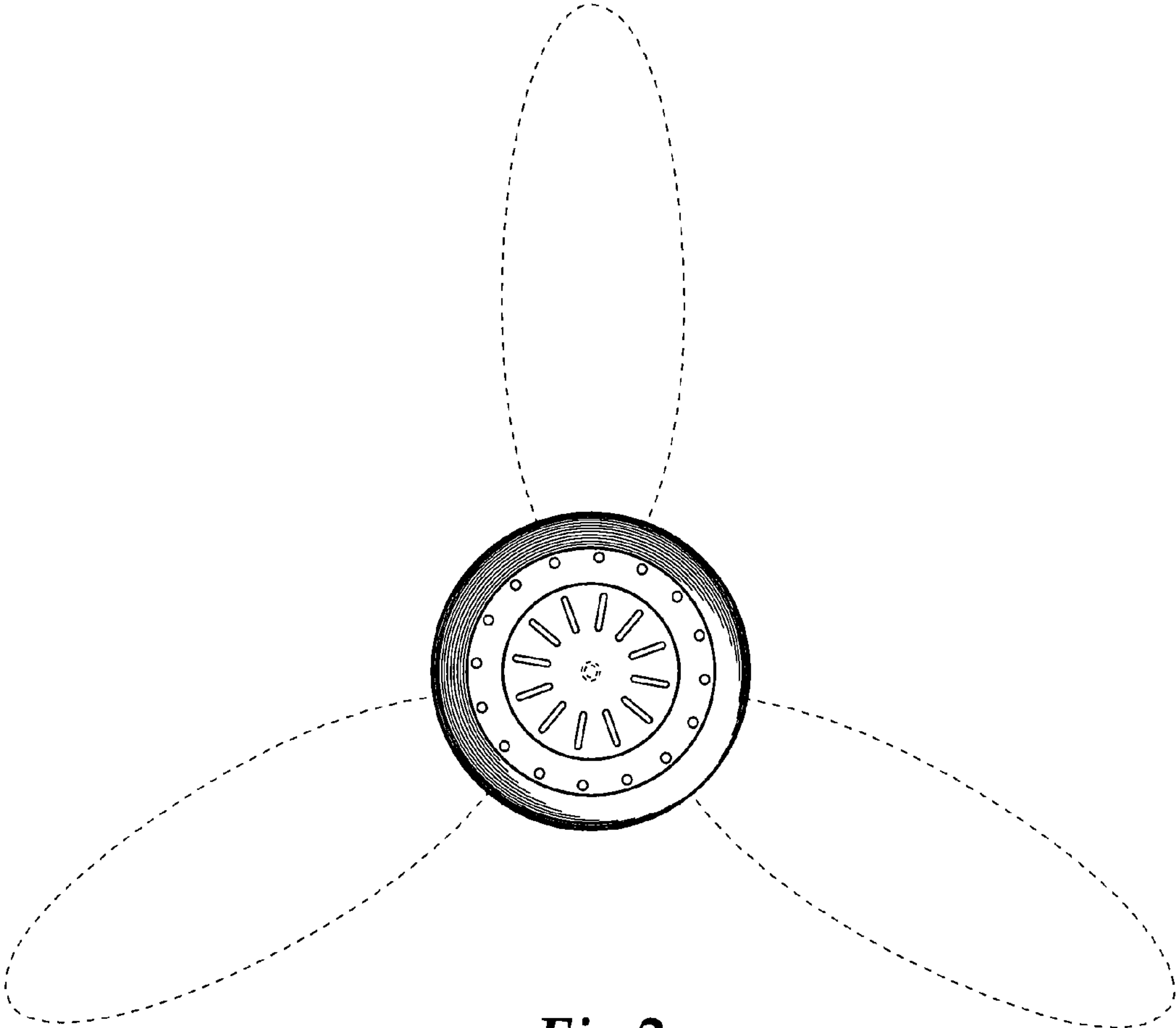


Fig.2

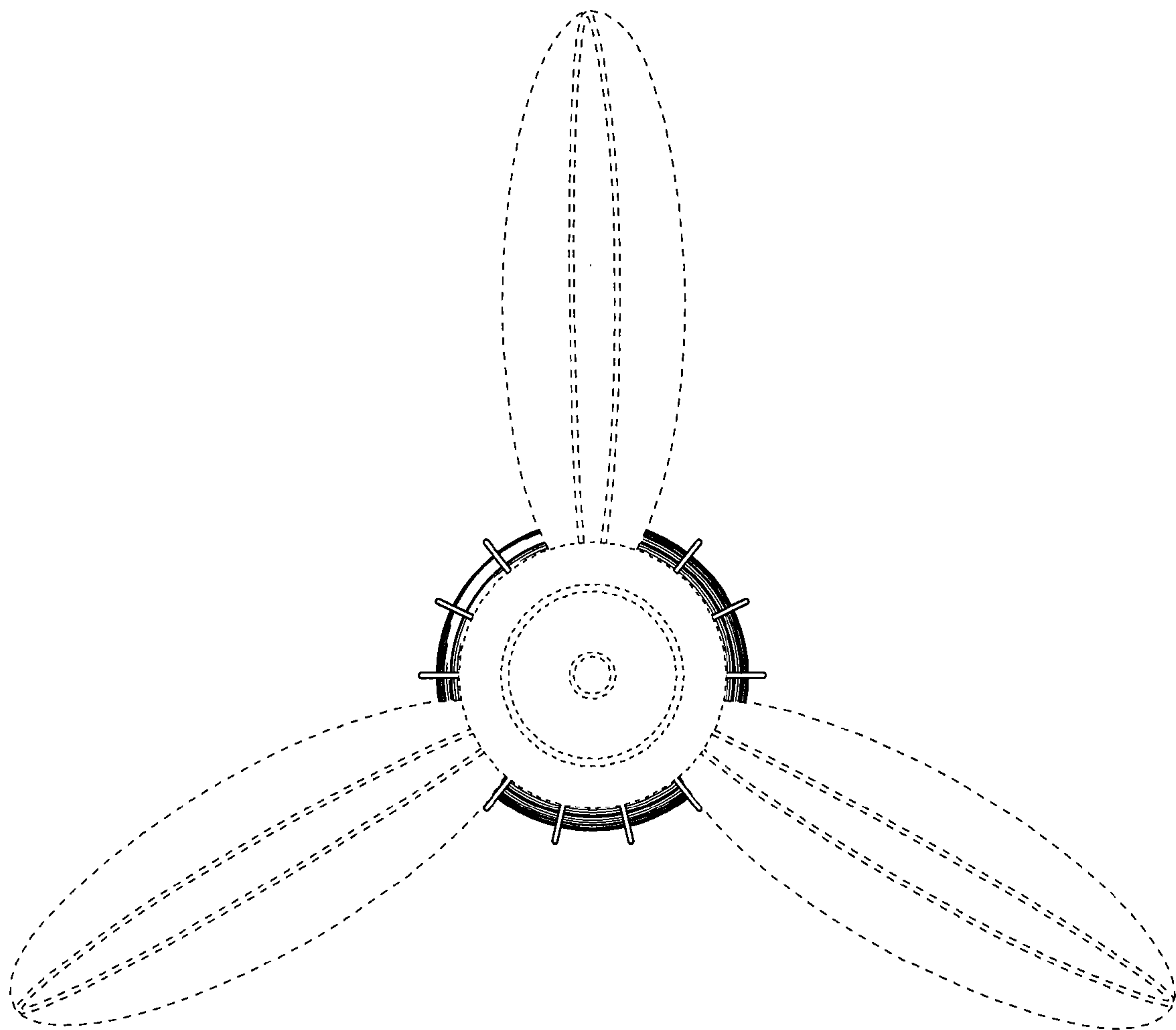


Fig.3

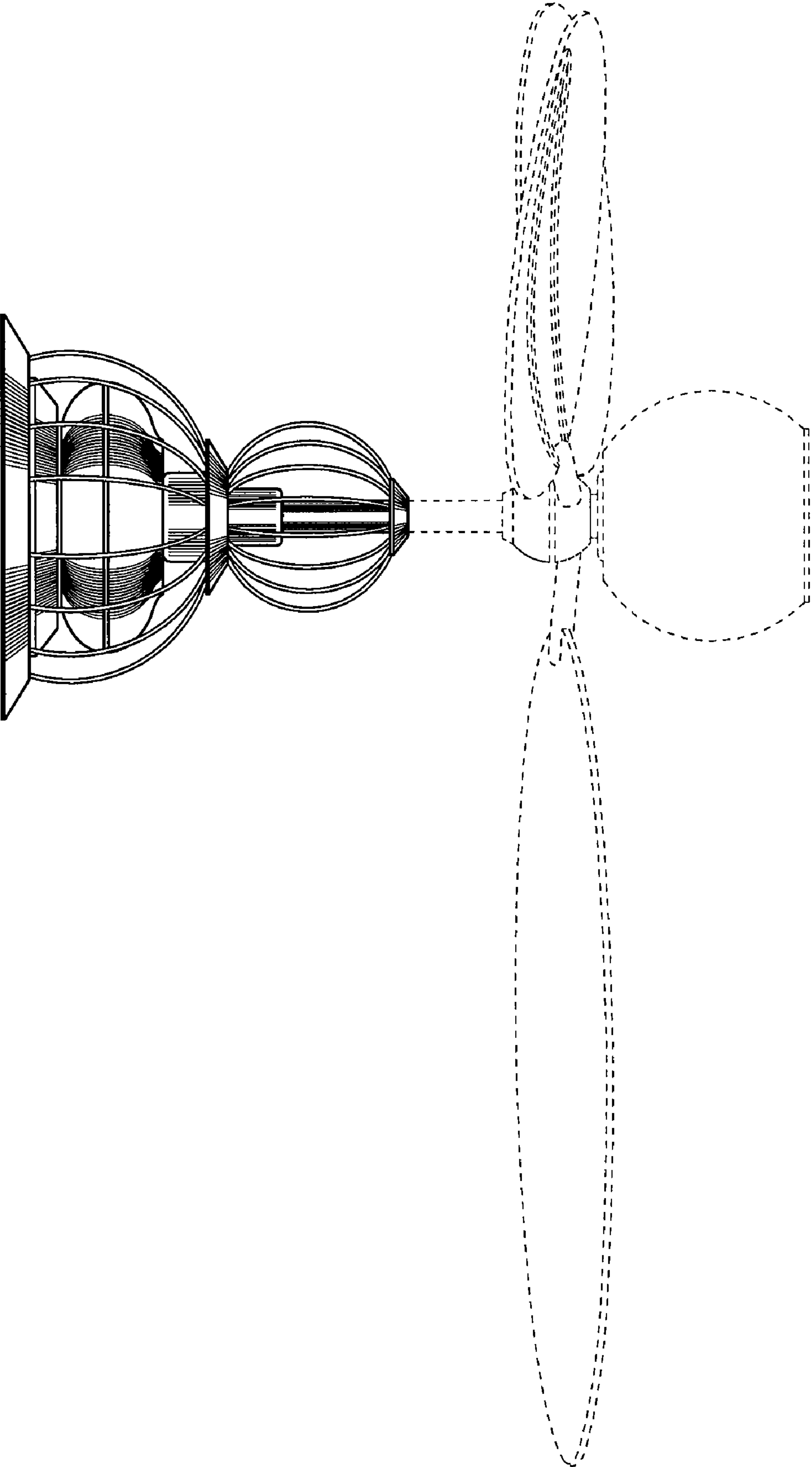


Fig. 4

UNITED STATES PATENT AND TRADEMARK OFFICE
CERTIFICATE OF CORRECTION

PATENT NO. : Des. 551,338 S
APPLICATION NO. : 29/249812
DATED : September 18, 2007
INVENTOR(S) : Mark Gajewski

Page 1 of 1

It is certified that error appears in the above-identified patent and that said Letters Patent is hereby corrected as shown below:

Title Page;

Please delete the following paragraph in the "Description" section, "The broken lines showing environmental structure are for illustrative purposes and form no part of the claimed design."

Signed and Sealed this

Twenty-fifth Day of December, 2007

A handwritten signature in black ink that reads "Jon W. Dudas". The signature is written in a cursive style with a large, looped initial "J".

JON W. DUDAS

Director of the United States Patent and Trademark Office