



US00D551331S

(12) **United States Design Patent**
Butler et al.

(10) **Patent No.:** **US D551,331 S**

(45) **Date of Patent:** **** Sep. 18, 2007**

- (54) **AIR FRESHENER DEVICE**
- (75) Inventors: **Martin Butler**, Hull (GB); **Simon Woolley**, Hull (GB); **Carlos Daireaux**, Warsaw (PL); **Richard Harbutt**, Hull (GB)
- (73) Assignee: **Reckitt Benckiser (UK) Limited**, Slough, Berkshire (GB)
- (**) Term: **14 Years**
- (21) Appl. No.: **29/257,640**
- (22) Filed: **Apr. 7, 2006**
- (30) **Foreign Application Priority Data**
Oct. 13, 2005 (EM) 000415310
- (51) **LOC (8) Cl.** **23-99**
- (52) **U.S. Cl.** **D23/366**
- (58) **Field of Classification Search** 392/341, 392/342, 386, 390, 392-394, 401-406; D28/5, D28/6; 239/34-35, 53-60, 135-136, 326-327, 239/338; D23/355-369; 261/DIG. 17, DIG. 42, 261/DIG. 65, DIG. 88, DIG. 89
See application file for complete search history.

- (56) **References Cited**
U.S. PATENT DOCUMENTS
1,239,515 A * 9/1917 Peterson 422/186.14
1,839,073 A * 12/1931 Wright 239/50
1,886,429 A * 11/1932 Saeks 239/60
1,989,883 A * 2/1935 Redwine 239/44
D125,056 S * 2/1941 Marcell D28/6
2,492,039 A * 12/1949 Gilowitz 239/44
3,023,540 A * 3/1962 Schwab 43/137
D197,770 S * 3/1964 Friedman D23/367
D199,478 S * 10/1964 Weiss D28/39
3,400,890 A * 9/1968 Gould 239/36
3,691,398 A * 9/1972 Burch 307/116
D230,482 S * 2/1974 Levey D23/367

- 3,857,512 A * 12/1974 Levey 239/34
- 4,708,851 A * 11/1987 Freytag Von Loringhoven . 422/123
- D315,193 S * 3/1991 Lach D23/215
- 5,077,102 A * 12/1991 Chong 428/24
- 5,282,572 A * 2/1994 Fuller 239/56
- D349,568 S * 8/1994 El-Assir D23/367
- 5,437,410 A * 8/1995 Babasade 239/55
- 5,725,152 A * 3/1998 Akyu 239/45
- 5,776,561 A * 7/1998 Lindauer 428/24
- D422,350 S * 4/2000 Wu D23/367
- D430,659 S * 9/2000 Zaragoza et al. D23/367
- 6,236,807 B1 * 5/2001 Ruffolo et al. 392/390
- D476,070 S * 6/2003 Basaganas Millan D23/366
- D481,115 S * 10/2003 Wu D23/367
- D483,461 S * 12/2003 Millan D23/366
- D488,856 S * 4/2004 Millan D23/366
- 6,830,733 B2 * 12/2004 Stanley, III 422/124
- 6,857,579 B2 * 2/2005 Harris 239/56
- D522,119 S * 5/2006 Baraky et al. D23/366
- 2005/0199740 A1 * 9/2005 Harris, Jr. 239/34

* cited by examiner

Primary Examiner—Sandra Snapp
(74) *Attorney, Agent, or Firm*—Norris McLaughlin & Marcus, PA

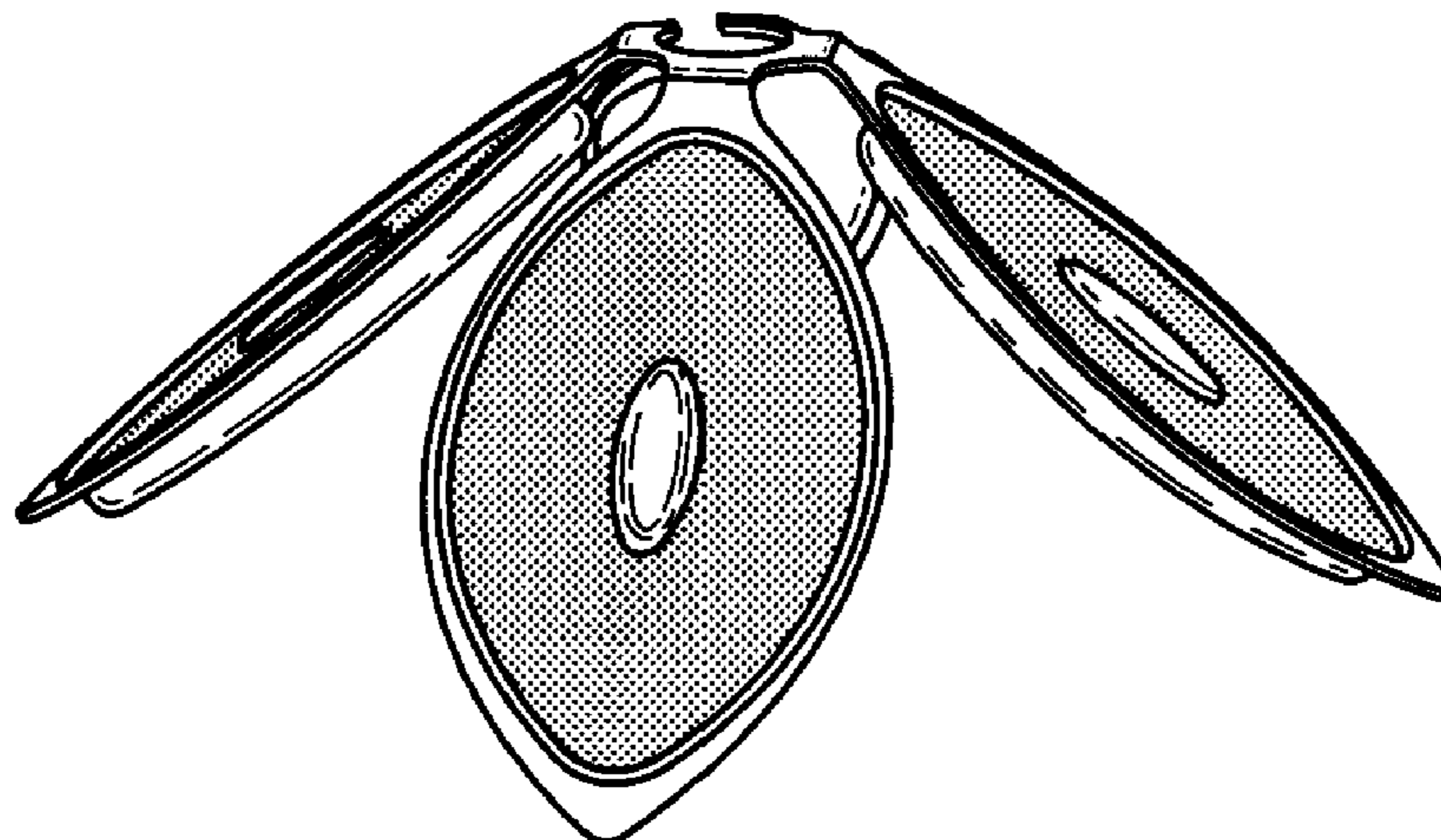
(57) **CLAIM**

The ornamental design for an air freshener device, as shown and described.

DESCRIPTION

FIG. 1 is a front, top perspective view of our air freshener device;
FIG. 2 is a plan view of the top in a flattened view thereof; and,
FIG. 3 is an elevation view of the side of the air freshener device in a flattened position, the opposite side being a mirror image thereof.

1 Claim, 1 Drawing Sheet



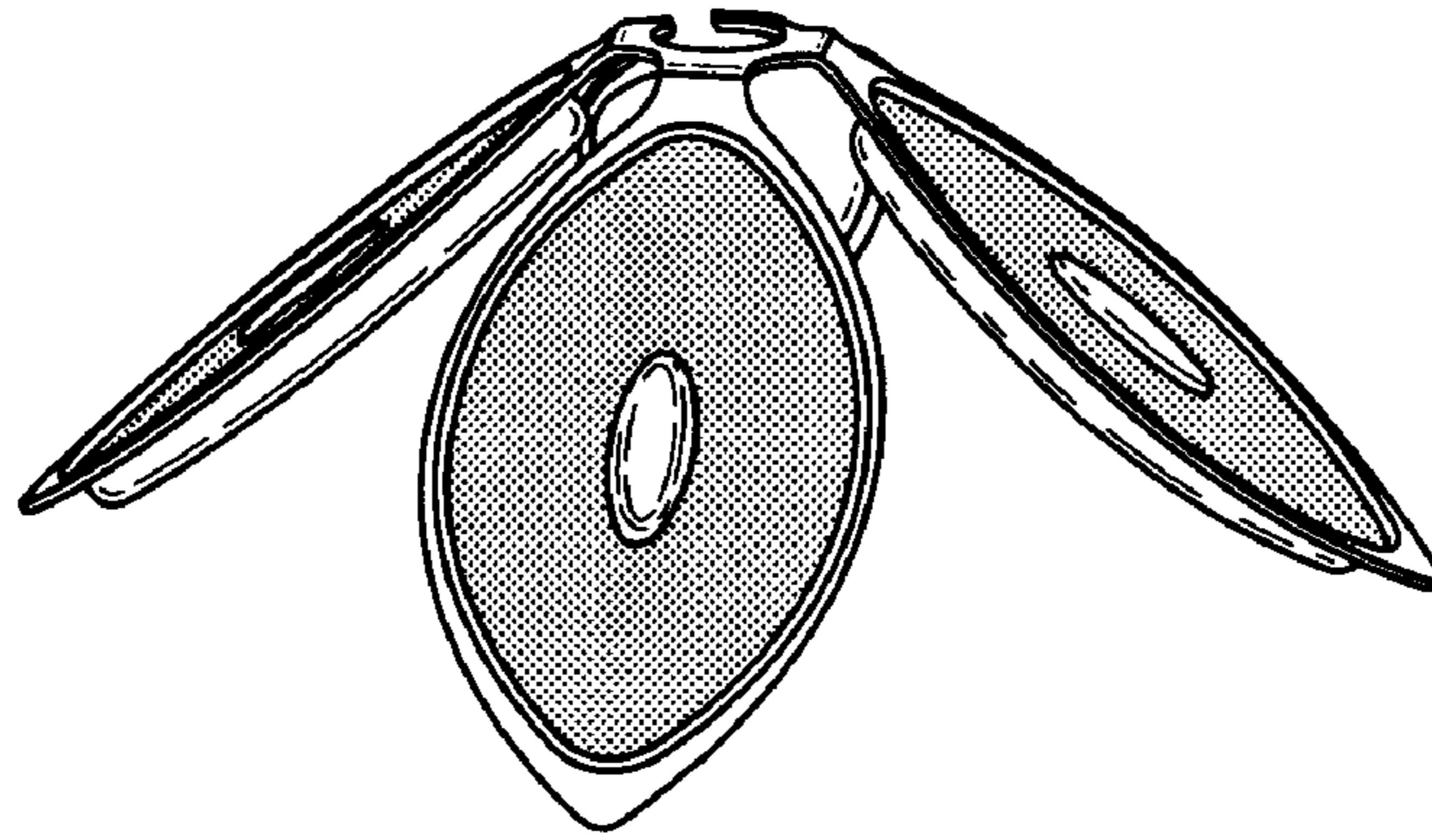


Fig. 1.

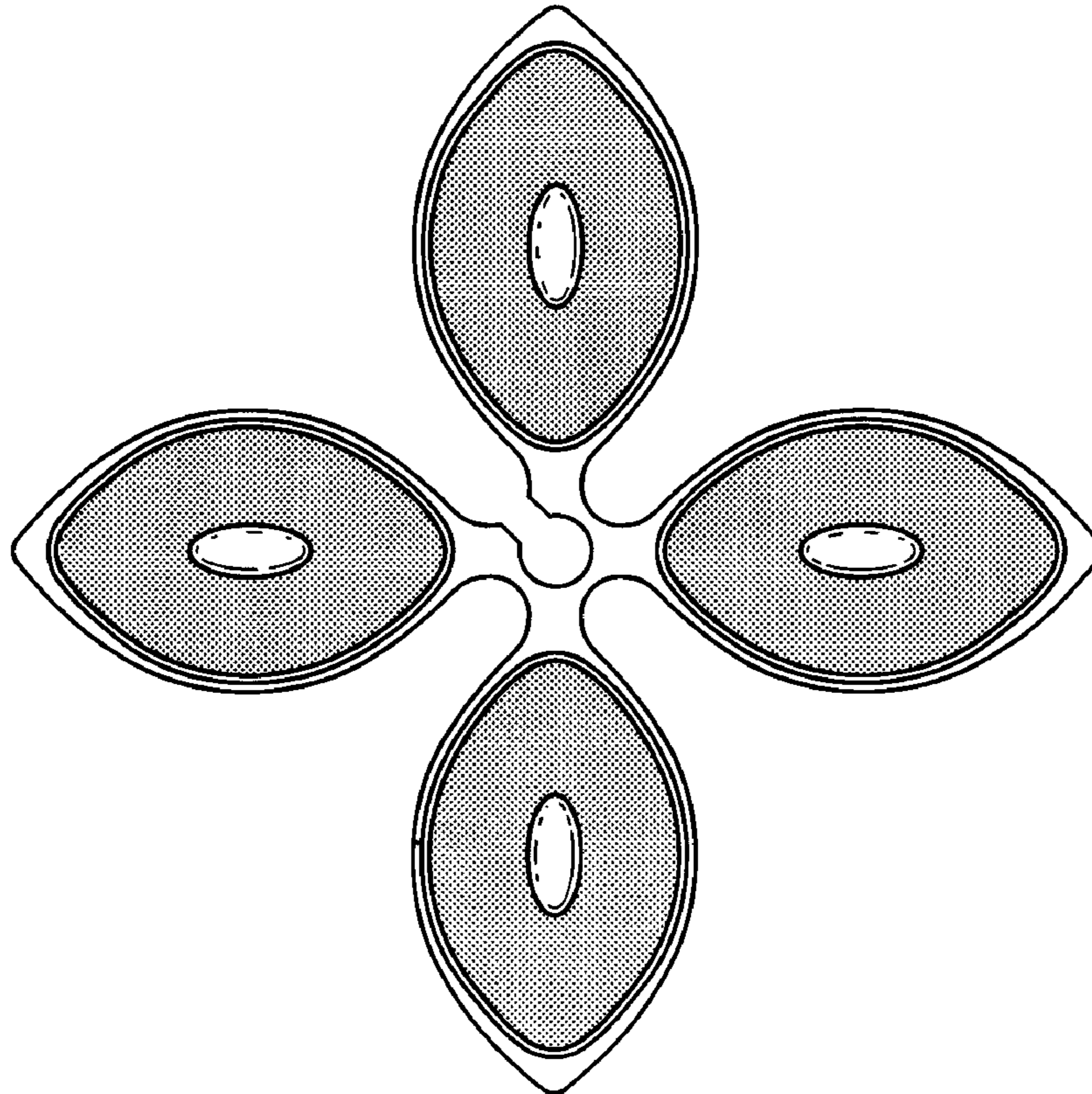


Fig. 2.



Fig. 3.