



US00D551330S

(12) **United States Design Patent**  
**Paterson et al.**

(10) **Patent No.:** **US D551,330 S**  
(45) **Date of Patent:** **\*\* Sep. 18, 2007**

(54) **AIR PURIFIER**

(75) Inventors: **Christopher M. Paterson**, Biloxi, MS  
(US); **Shane Cohen**, Potomac, MD  
(US); **Javier Verdura**, Milford, CT  
(US)

(73) Assignee: **Oreck Holdings, LLC**, Cheyenne, WY  
(US)

(\*\*) Term: **14 Years**

(21) Appl. No.: **29/267,534**

(22) Filed: **Oct. 17, 2006**

(51) **LOC (8) Cl.** ..... **23-04**

(52) **U.S. Cl.** ..... **D23/364**

(58) **Field of Classification Search** ..... D23/364,  
D23/355, 359, 360, 356, 351, 353, 333, 370,  
D23/332, 342, 336; 55/467, 471, 472, 356;  
392/403, 405, 365, 373-376

See application file for complete search history.

(56) **References Cited**

U.S. PATENT DOCUMENTS

D464,415 S *	10/2002	Saunders et al. ....	D23/364
D495,043 S *	8/2004	Gatchell et al. ....	D23/364
D496,451 S *	9/2004	Julos et al. ....	D23/355
D505,488 S *	5/2005	Zhixiang ....	D23/364
D514,676 S *	2/2006	Blateri ....	D23/336
D522,116 S *	5/2006	Zhixiang ....	D23/364
D525,691 S *	7/2006	Russak et al. ....	D23/364
D525,692 S *	7/2006	Russak et al. ....	D23/364

D527,086 S *	8/2006	Russak et al. ....	D23/364
D529,160 S *	9/2006	Li et al. ....	D23/364
D534,263 S *	12/2006	Zhang ....	D23/364
D534,639 S *	1/2007	Zhang ....	D23/364
D535,371 S *	1/2007	Bushee ....	D23/359

\* cited by examiner

*Primary Examiner*—Louis Zarfaz

*Assistant Examiner*—David Muller

(74) *Attorney, Agent, or Firm*—The Ollila Law Group LLC

(57) **CLAIM**

The ornamental design for an air purifier, as shown and described.

**DESCRIPTION**

FIG. 1 is an elevation view showing front and top sides of our design.

FIG. 2 is an elevation view showing the rear side of our design.

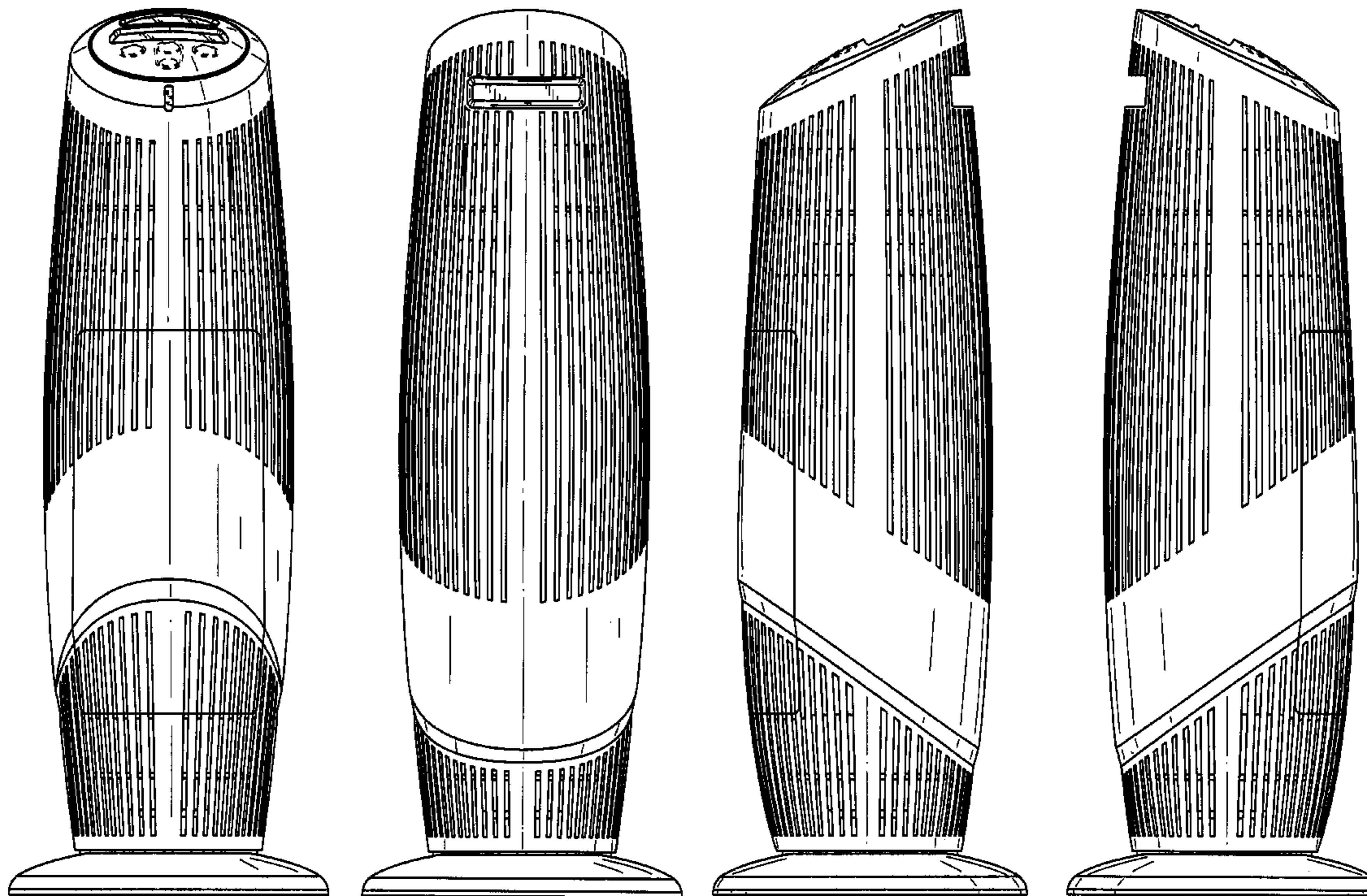
FIG. 3 is an elevation view showing the left side of our design.

FIG. 4 is an elevation view showing the right side of our design.

FIG. 5 is a plan view showing the top side of our design; and, FIG. 6 is a plan view showing the bottom side of our design.

The broken line showing of the control features is included for the purpose of illustrating use and environment and forms no part of the claimed design.

**1 Claim, 6 Drawing Sheets**



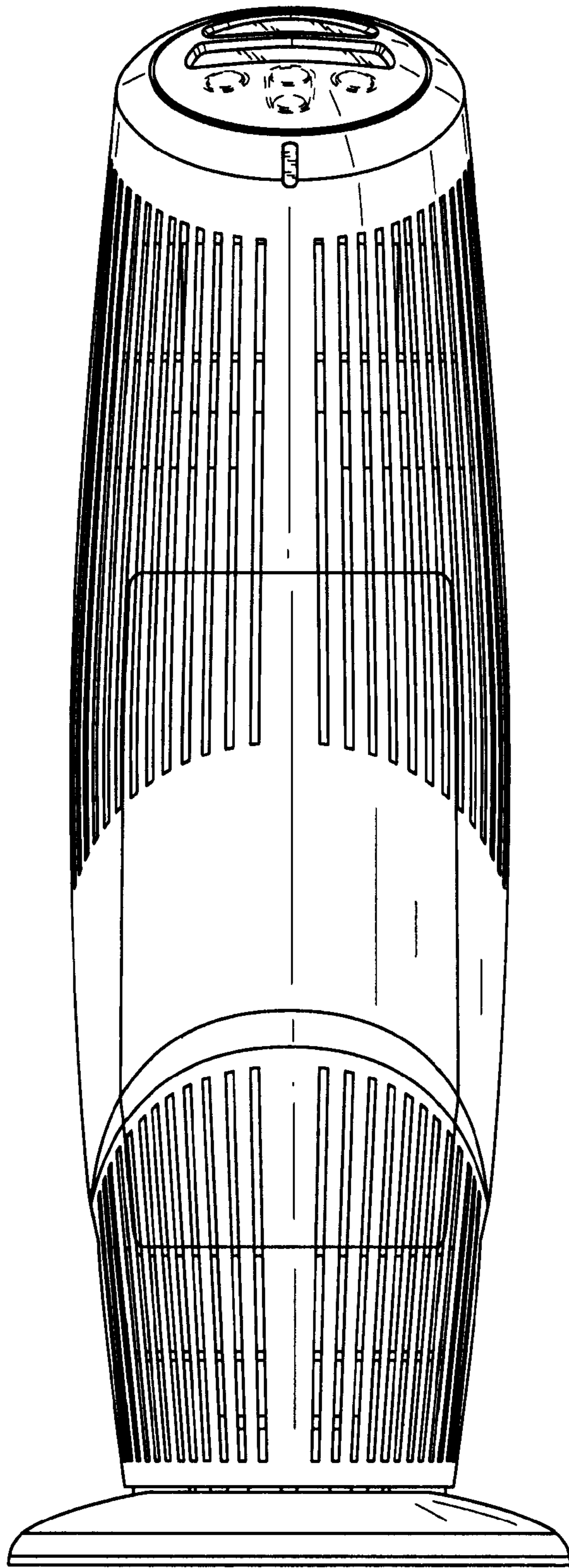


FIG.1

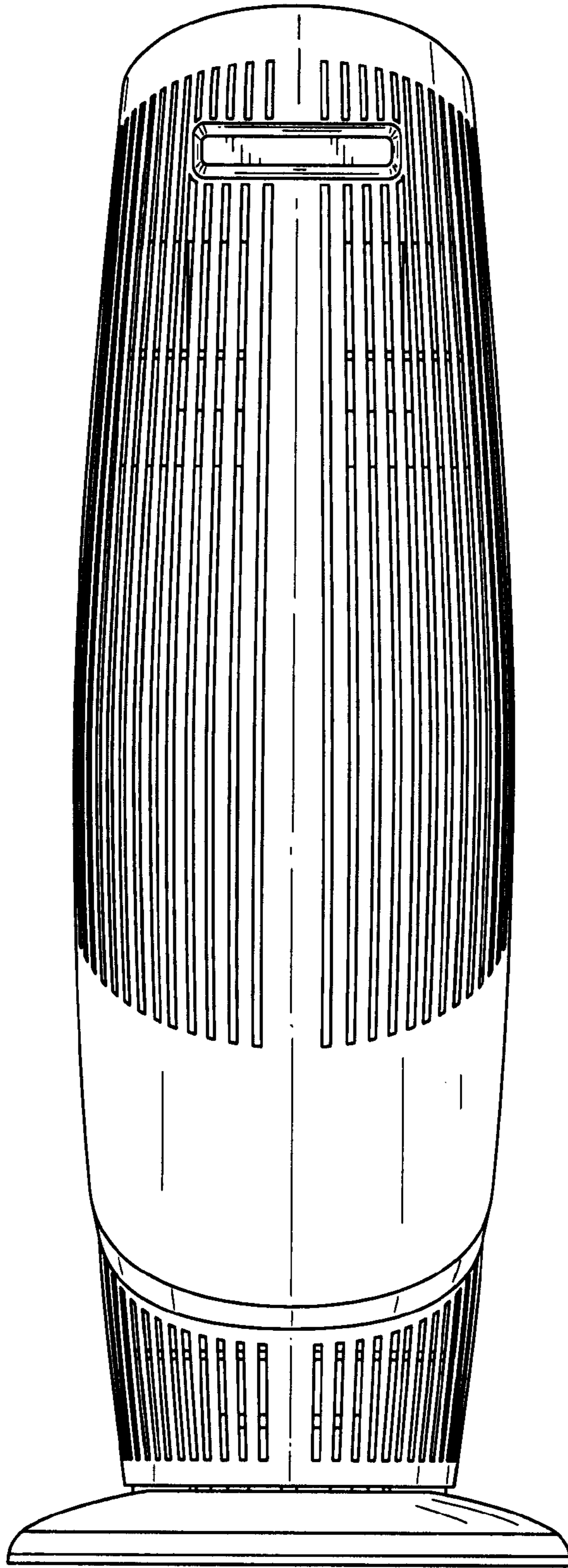


FIG. 2

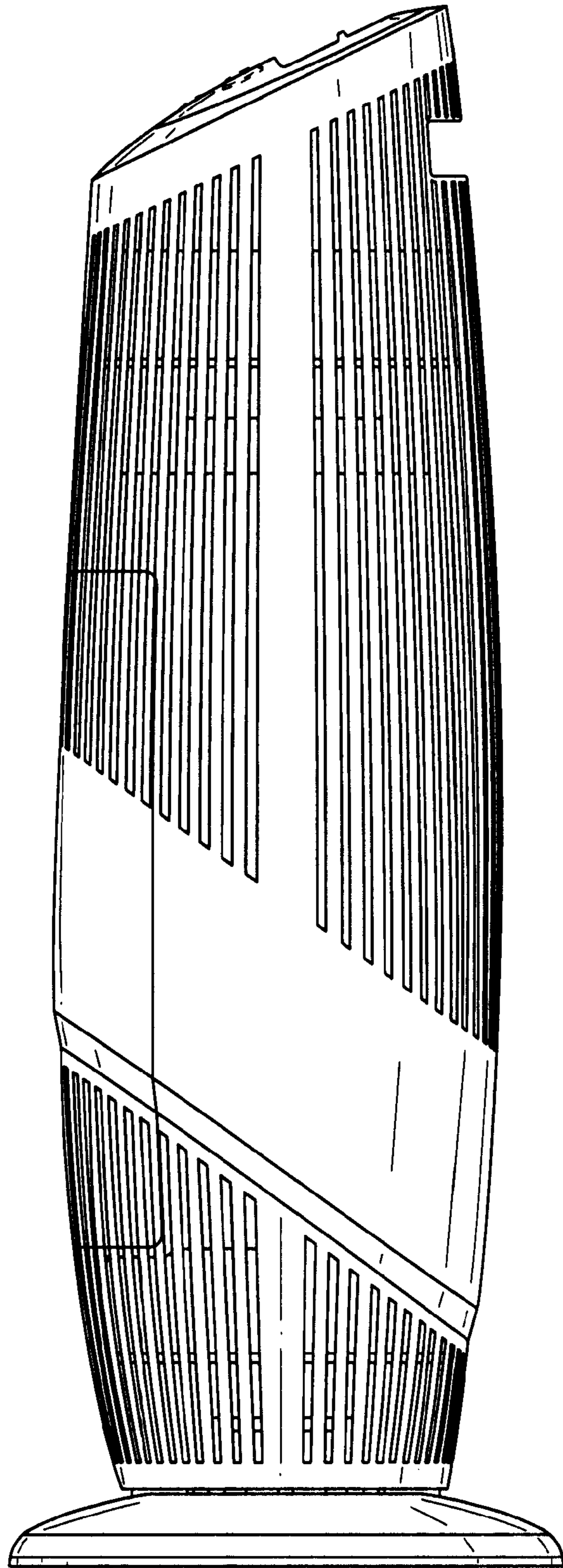


FIG.3

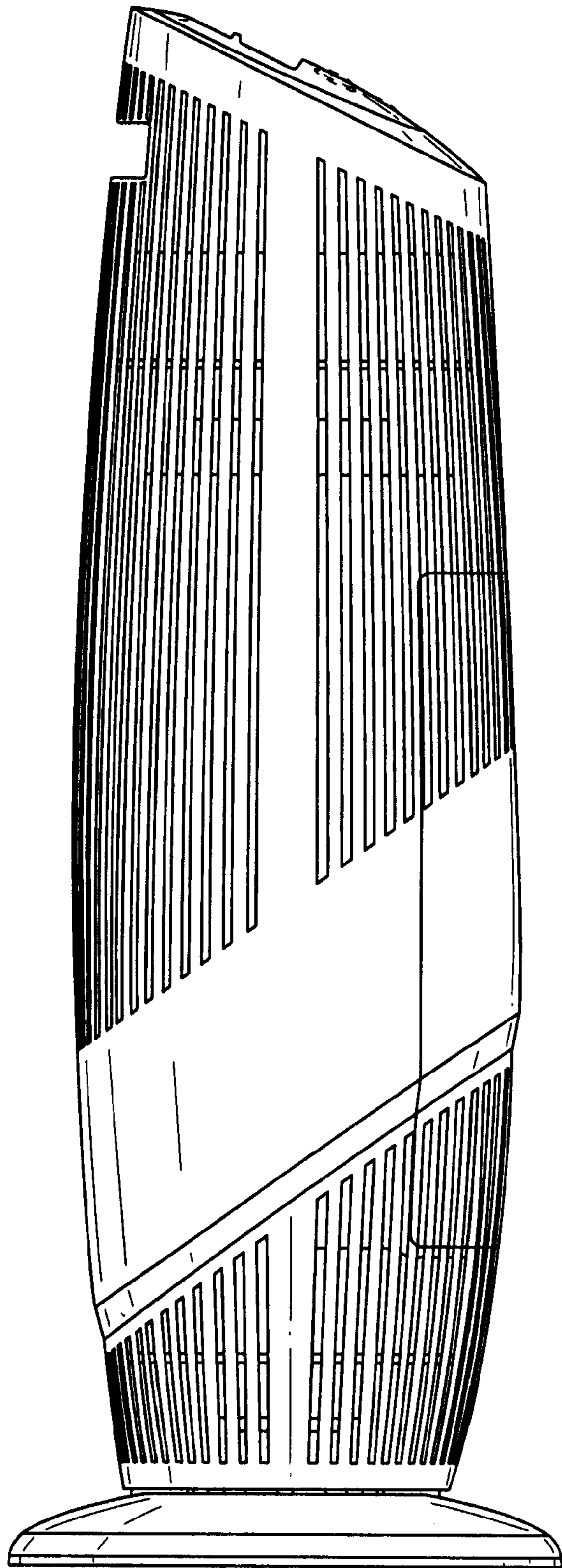


FIG.4

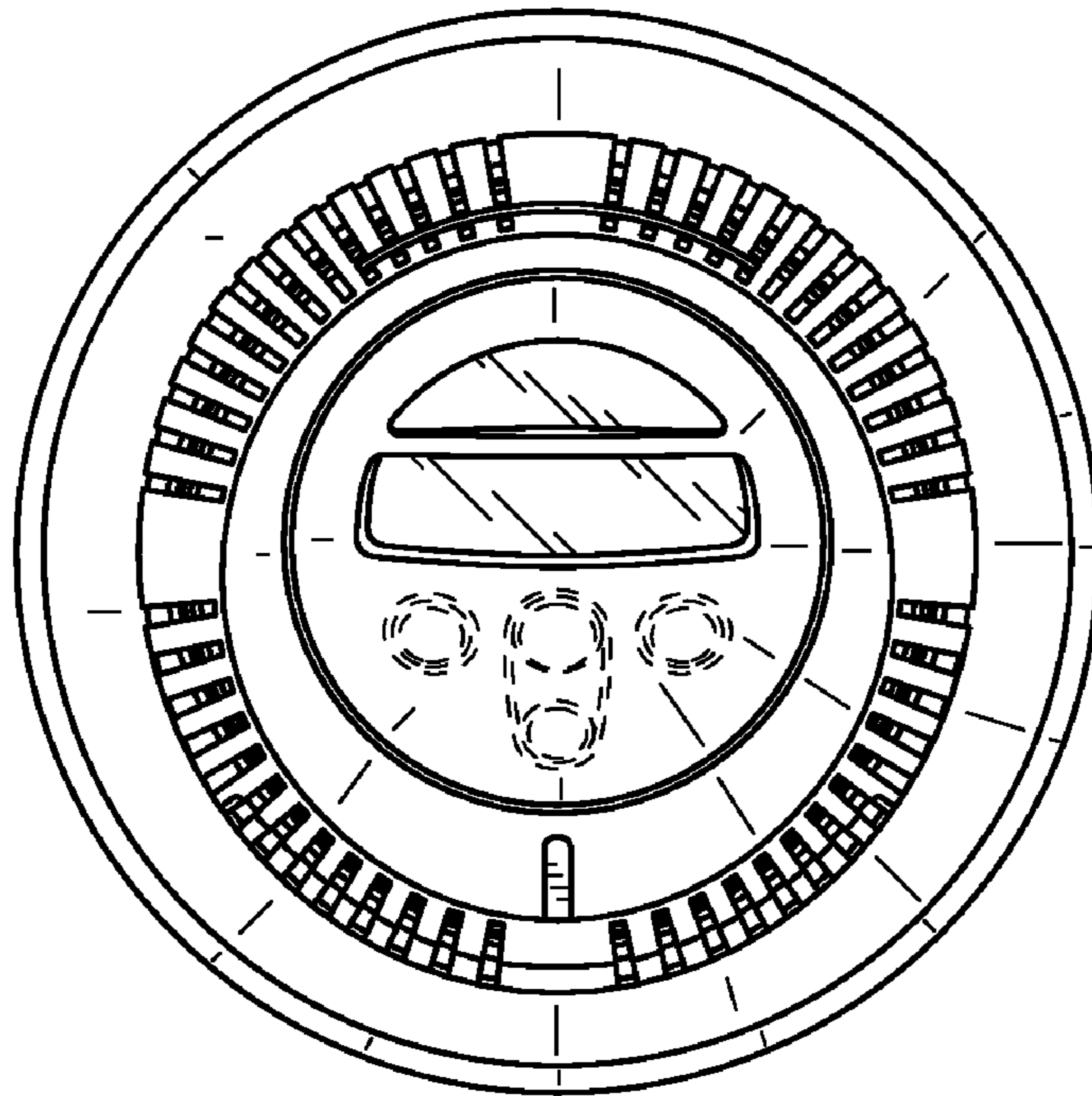


FIG.5

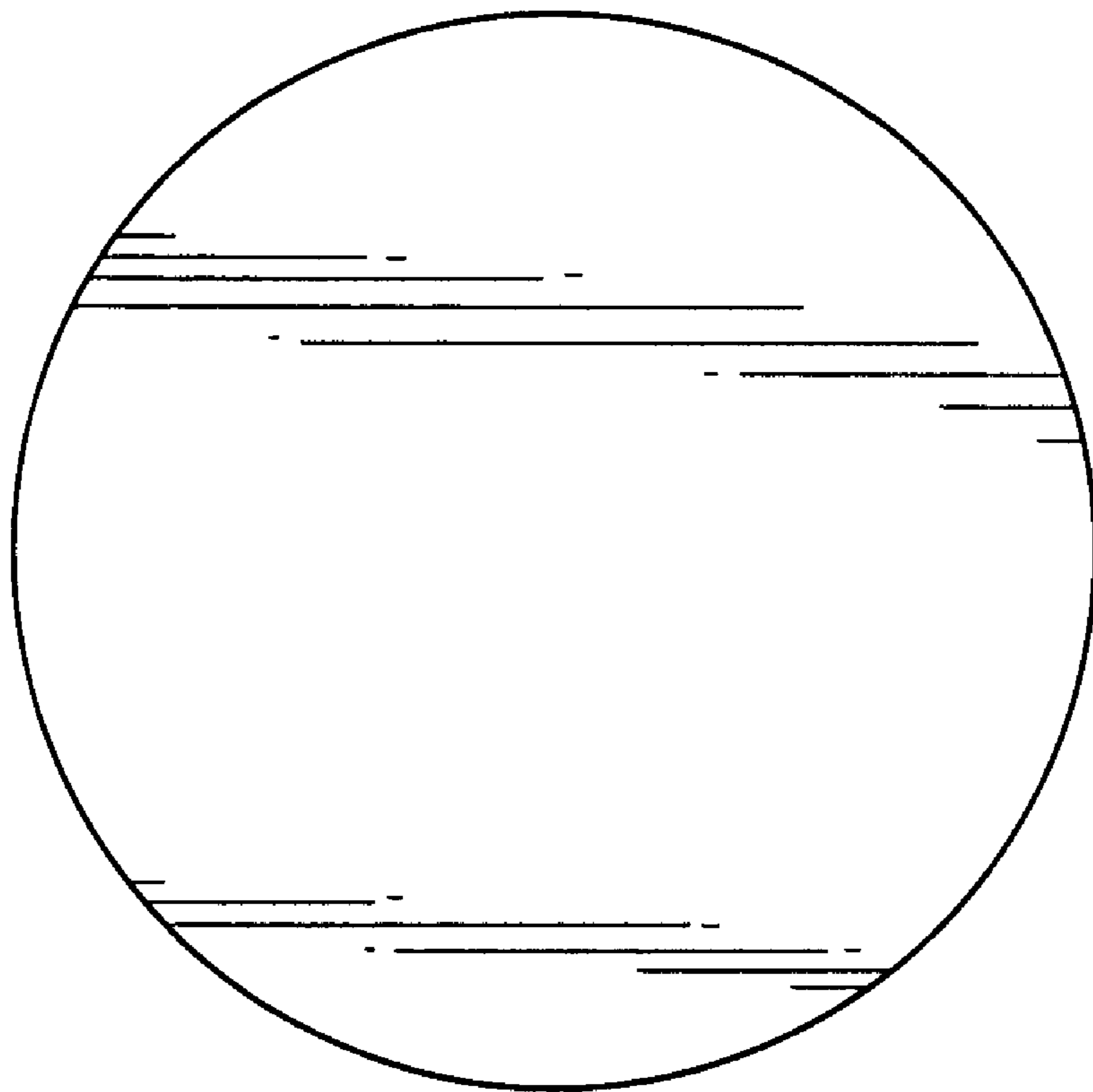


FIG.6