



US00D551325S

(12) **United States Design Patent**
Kennard

(10) **Patent No.:** **US D551,325 S**

(45) **Date of Patent:** **** Sep. 18, 2007**

(54) **BATH ACCESSORY BASE**

(75) Inventor: **Dan Kennard**, Norcross, GA (US)

(73) Assignee: **Fusion Hardware Group, Inc.**,
Norcross, GA (US)

(**) Term: **14 Years**

(21) Appl. No.: **29/246,523**

(22) Filed: **Apr. 21, 2006**

(51) **LOC (8) Cl.** **23-01**

(52) **U.S. Cl.** **D23/252; D6/524**

(58) **Field of Classification Search** D23/238-257;
D8/250-257, 300-322, DIG. 3; 16/110.1;
4/675-678; 137/801; D6/254, 550, 546,
D6/524

See application file for complete search history.

(56) **References Cited**

U.S. PATENT DOCUMENTS

- D378,231 S * 2/1997 Dubin D23/252
- D418,346 S * 1/2000 Lee D6/550
- D492,524 S * 7/2004 Roberts et al. D6/524
- D495,781 S * 9/2004 Lin D23/252

- D495,782 S * 9/2004 Lin D23/252
- D507,632 S * 7/2005 Kennard D23/252
- D508,554 S * 8/2005 Kennard D23/252
- D514,666 S * 2/2006 Kennard D23/252

* cited by examiner

Primary Examiner—Louis S. Zarfes

Assistant Examiner—Gregory Andoll

(74) *Attorney, Agent, or Firm*—Leong C. Lei

(57) **CLAIM**

The ornamental design for a bath accessory base, as shown and described.

DESCRIPTION

FIG. 1 is a perspective view of a bath accessory base, showing my new design;

FIG. 2 is a front elevational view thereof;

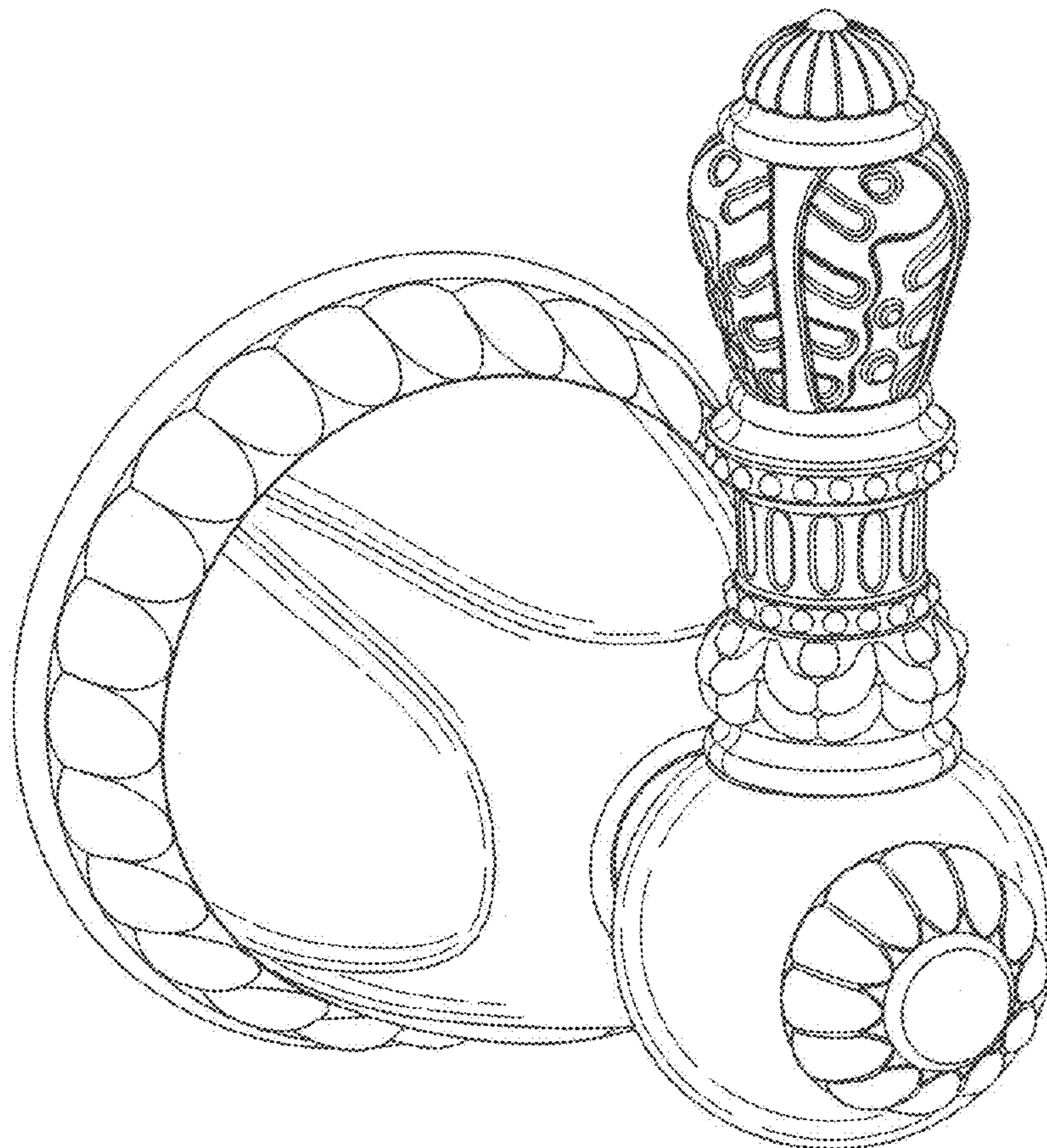
FIG. 3 is a left side elevational view thereof;

FIG. 4 is a right side elevational view thereof;

FIG. 5 is a top plan view thereof; and,

FIG. 6 is a bottom plan view thereof.

1 Claim, 6 Drawing Sheets



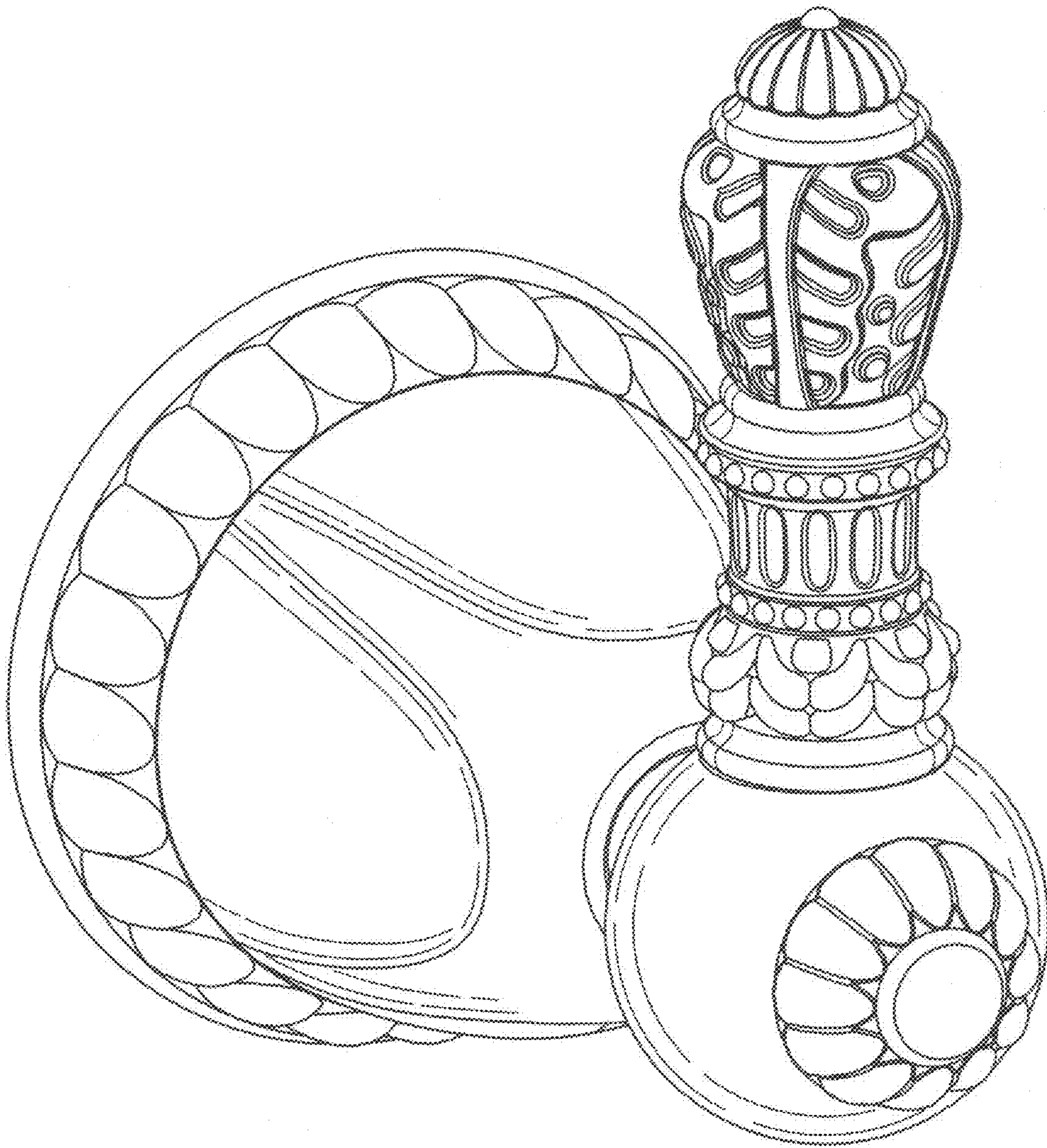


FIG. 1




FIG. 2




FIG. 3




FIG. 4

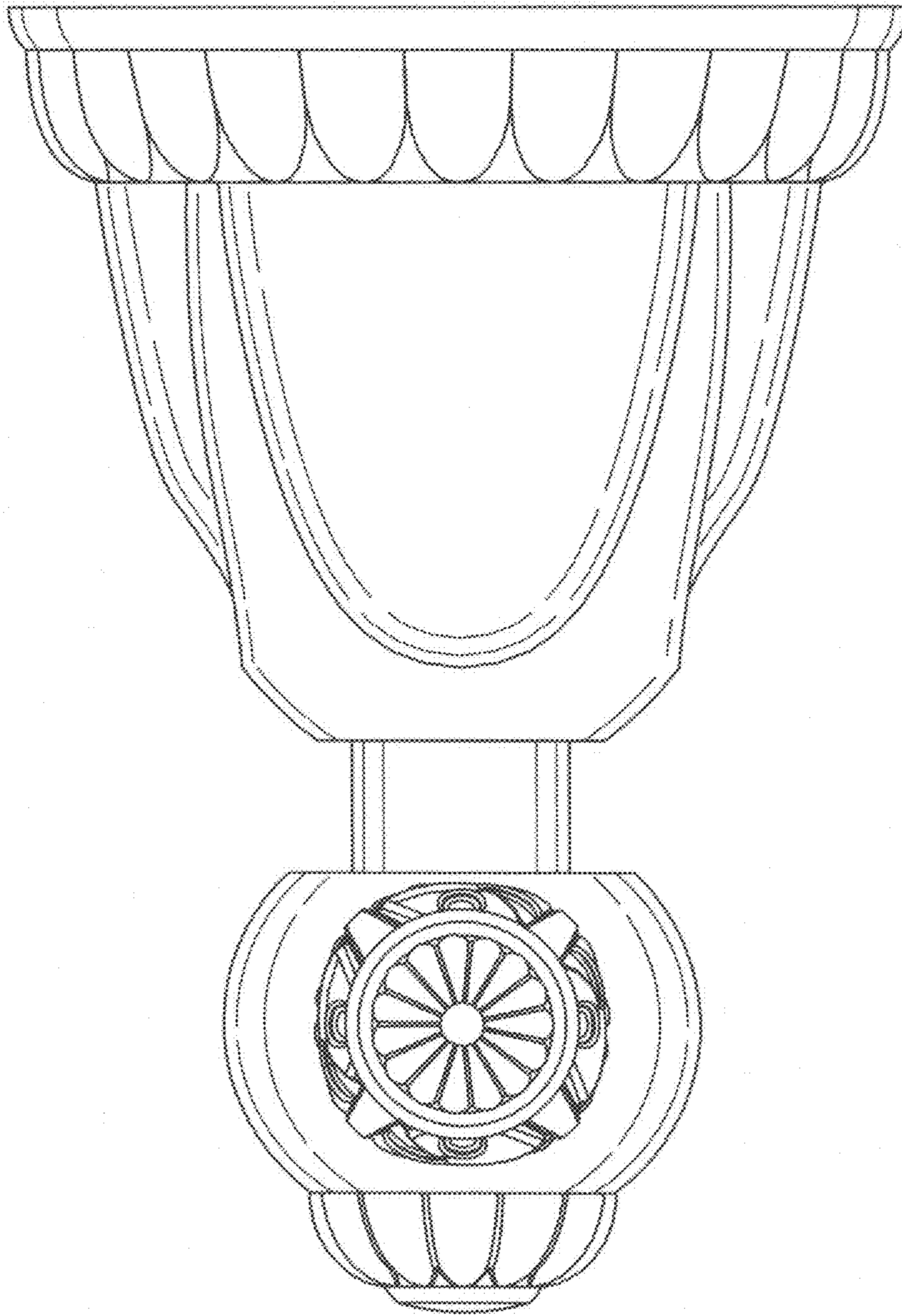


FIG. 5

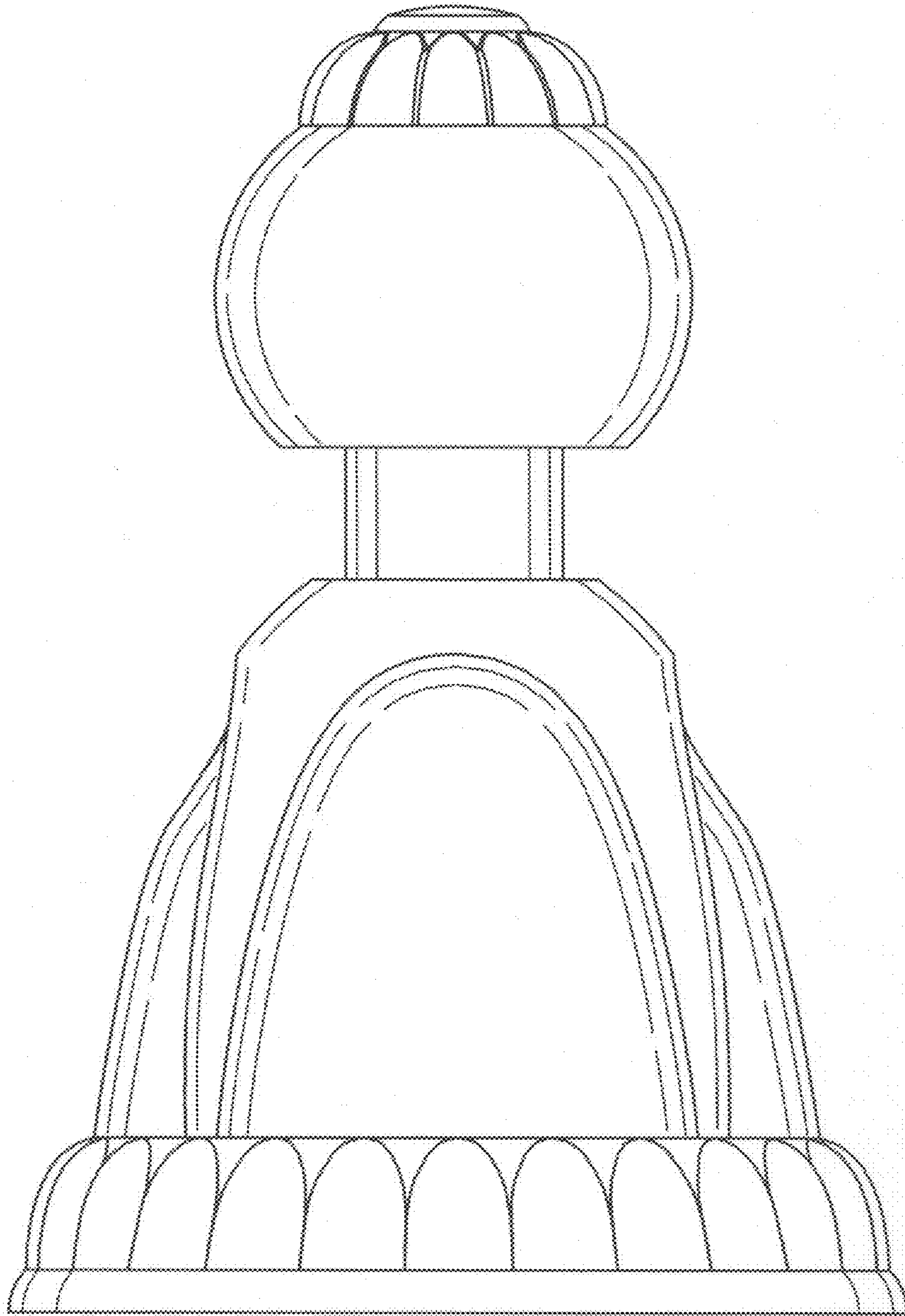


FIG. 6