

US00D551318S

(12) **United States Design Patent** (10) **Patent No.:** **US D551,318 S**  
**MacNeil et al.** (45) **Date of Patent:** **\*\* Sep. 18, 2007**

(54) **FILTER/OXYGENATOR INTAKE FOR GARDEN POND PUMP**

(76) Inventors: **Robert MacNeil**, 3830 Thistle Knoll Cove, Bartlett, TN (US) 38135; **Susan MacNeil**, 3830 Thistle Knoll Cove, Bartlett, TN (US) 38135

(\*\*) Term: **14 Years**

(21) Appl. No.: **29/245,076**

(22) Filed: **Dec. 19, 2005**

(51) **LOC (8) Cl.** ..... **23-01**

(52) **U.S. Cl.** ..... **D23/209**

(58) **Field of Classification Search** ..... D23/207, D23/209, 210; 210/497.01, 498, 463, 167.1, 210/167.15, 167.16

See application file for complete search history.

(56) **References Cited**

**U.S. PATENT DOCUMENTS**

1,758,412 A	5/1930	Sheppy	
2,594,650 A *	4/1952	Huppertz	210/291
3,685,657 A *	8/1972	Hunter et al.	210/289
3,722,686 A	3/1973	Arnett et al.	
3,901,320 A *	8/1975	Calderon et al.	166/311
D240,300 S	6/1976	Gelman et al.	
4,058,465 A	11/1977	McKee	
D293,016 S	12/1987	Fisher	
5,213,688 A	5/1993	Robinson	

6,022,474 A *	2/2000	MacKelvie	210/170.01
6,066,253 A	5/2000	Idland et al.	
6,318,564 B1 *	11/2001	Archibald et al.	210/448
6,840,386 B2 *	1/2005	Steger et al.	210/457

\* cited by examiner

*Primary Examiner*—Robin Webster

(74) *Attorney, Agent, or Firm*—Donald R. Schoonover

(57) **CLAIM**

We claim the ornamental design for a filter/oxygenator intake for garden pond pump, as shown and described.

**DESCRIPTION**

FIG. 1 is an exploded perspective view of a filter/oxygenator intake for garden pond pump showing our new design;

FIG. 2 is an exploded side elevational view thereof, the exploded elevational views of the other sides thereof being identical thereto;

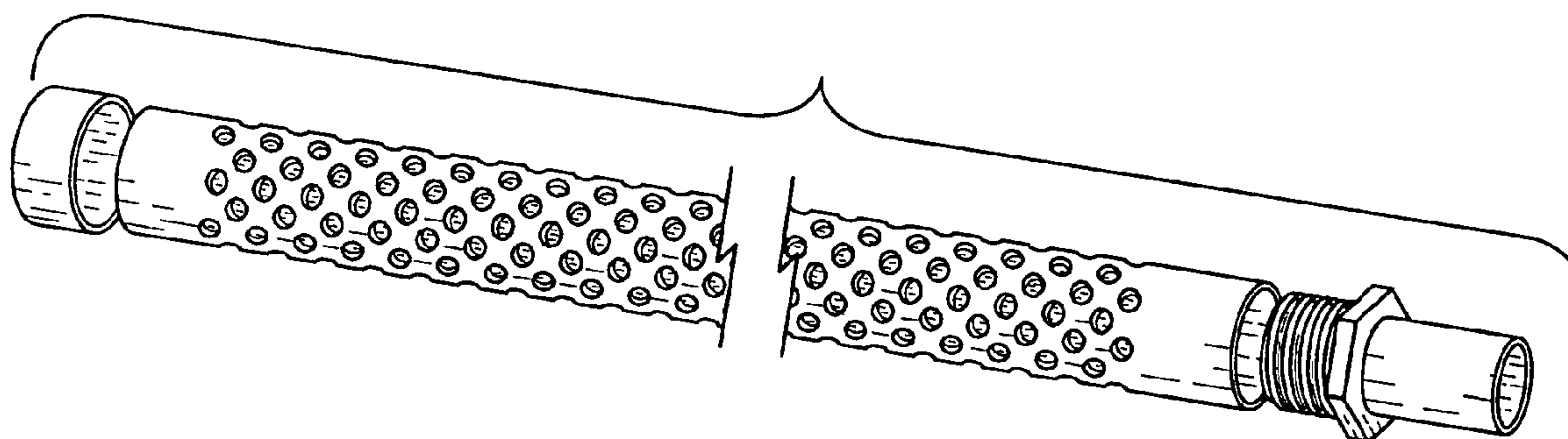
FIG. 3 is an end elevational view thereof;

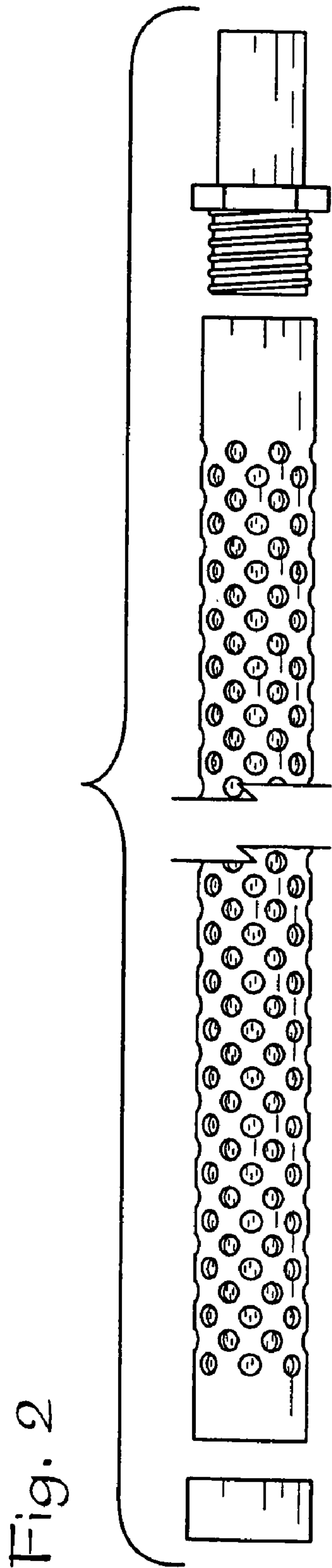
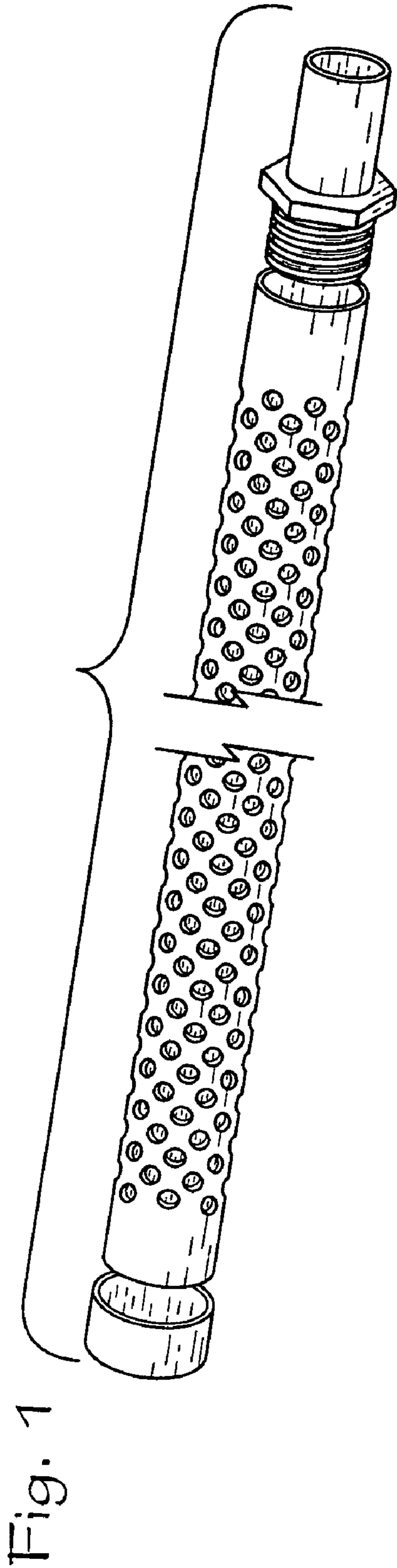
FIG. 4 is an elevational view of the opposing end thereof; and,

FIG. 5 is a reduced side elevational view showing the filter/oxygenator intake for garden pond pump in use; the broken lines depict environmental structure for illustrative purposes only and form no part of the claimed design.

FIGS. 1 and 2 are shown fragmented for ease of illustration.

**1 Claim, 2 Drawing Sheets**





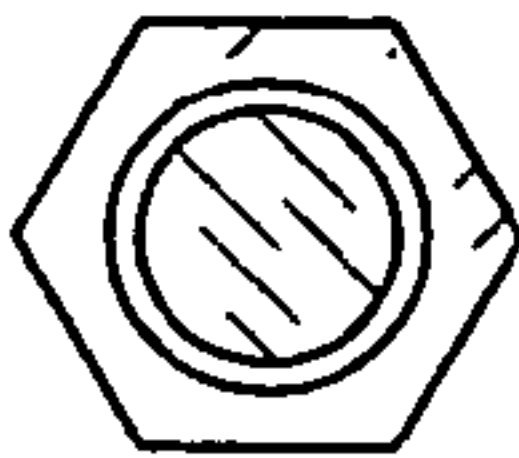


Fig. 3

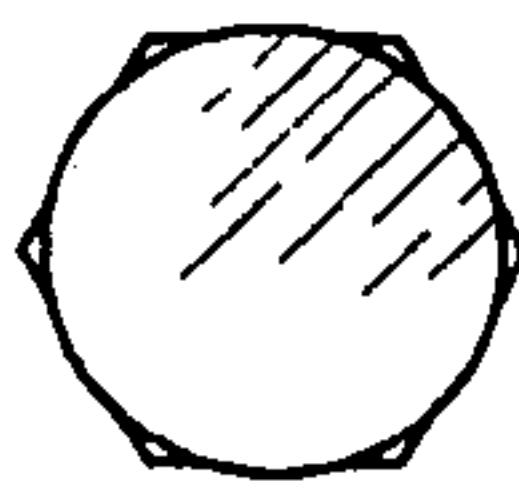


Fig. 4

