



US00D551305S

(12) **United States Design Patent**
Yu et al.

(10) **Patent No.:** **US D551,305 S**
(45) **Date of Patent:** **** Sep. 18, 2007**

(54) **AUDIO TOY**

(76) Inventors: **Sun Yu**, 2060 Bretton South, Rochester Hills, MI (US) 48309; **David A. Perrin, III**, 24731 Audrey, Warren, MI (US) 48091; **Roman S. Ferber**, 5437 Avalon Ct., West Bloomfield, MI (US) 48323

(**) **Term:** **14 Years**

(21) **Appl. No.:** **29/245,654**

(22) **Filed:** **Dec. 27, 2005**

Related U.S. Application Data

(62) Division of application No. 29/214,046, filed on Sep. 27, 2004, now Pat. No. Des. 513,282.

(51) **LOC (8) Cl.** **21-01**

(52) **U.S. Cl.** **D21/516**

(58) **Field of Classification Search** D21/513-517;
D14/160-168, 188, 193-198, 209-216; 446/408;
455/344, 347-351

See application file for complete search history.

(56) **References Cited**

U.S. PATENT DOCUMENTS

2,512,641 A	6/1950	Halstead	
2,958,769 A	11/1960	Bounds	
3,636,654 A	1/1972	Workman	
D276,804 S	12/1984	Taniguchi et al.	
D287,521 S	12/1986	Obara	
D297,551 S	9/1988	Ng	
D302,903 S	* 8/1989	Johnston D3/274
4,862,438 A	8/1989	Fry	
D309,454 S	7/1990	Mori	
D309,637 S	7/1990	Maezono	
D320,791 S	10/1991	Kashiwagi	
5,076,405 A	12/1991	Modica	
5,123,133 A	6/1992	Albert	
5,179,747 A	1/1993	Zink	

D334,418 S	3/1993	Woo	
5,201,002 A	4/1993	Dahlem	
D358,593 S	5/1995	Oba	
D368,937 S	4/1996	Aker et al.	
5,647,786 A	7/1997	Caspescha	
D383,459 S	9/1997	Zeitman	
5,713,741 A	2/1998	DeMars	
5,737,787 A	4/1998	Iozef	
5,819,346 A	10/1998	Lane	
D406,483 S	* 3/1999	Bast D6/552
6,044,161 A	3/2000	Lee	
D441,531 S	* 5/2001	Lee D3/274
6,236,621 B1	5/2001	Schettino	
D476,152 S	* 6/2003	Lee D3/274
D477,818 S	7/2003	Zeitman	
6,668,407 B1	12/2003	Reitzel	
D488,519 S	4/2004	Niu	
2001/0052153 A1	12/2001	Schwartz et al.	
2003/0008631 A1	1/2003	Carter	

* cited by examiner

Primary Examiner—Holly Baynham
Assistant Examiner—Cynthia M. Chin
(74) *Attorney, Agent, or Firm*—Brooks Kushman P.C.

(57) **CLAIM**

The ornamental design for an audio toy, as shown and described.

DESCRIPTION

FIG. 1 is a perspective view of an audio toy showing our new design;
FIG. 2 is a front elevation view thereof;
FIG. 3 is a rear elevation view thereof;
FIG. 4 is a right side elevational view thereof;
FIG. 5 is a left side elevational view thereof;
FIG. 6 is a top plan view thereof; and,
FIG. 7 is bottom plan view thereof.
The broken lines are for illustrative purposes only and form no part of the claimed design.

1 Claim, 3 Drawing Sheets


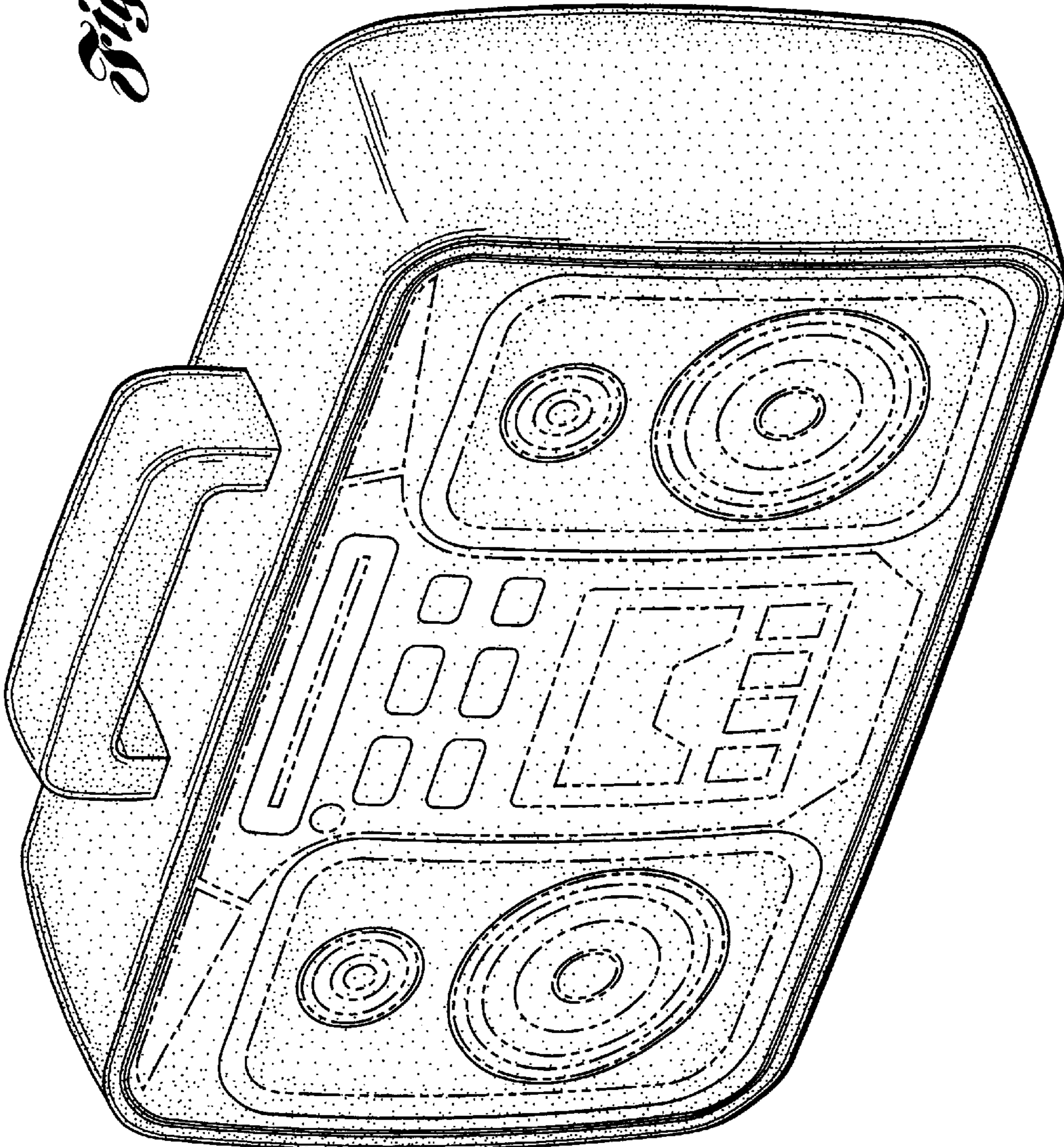


Fig. 1



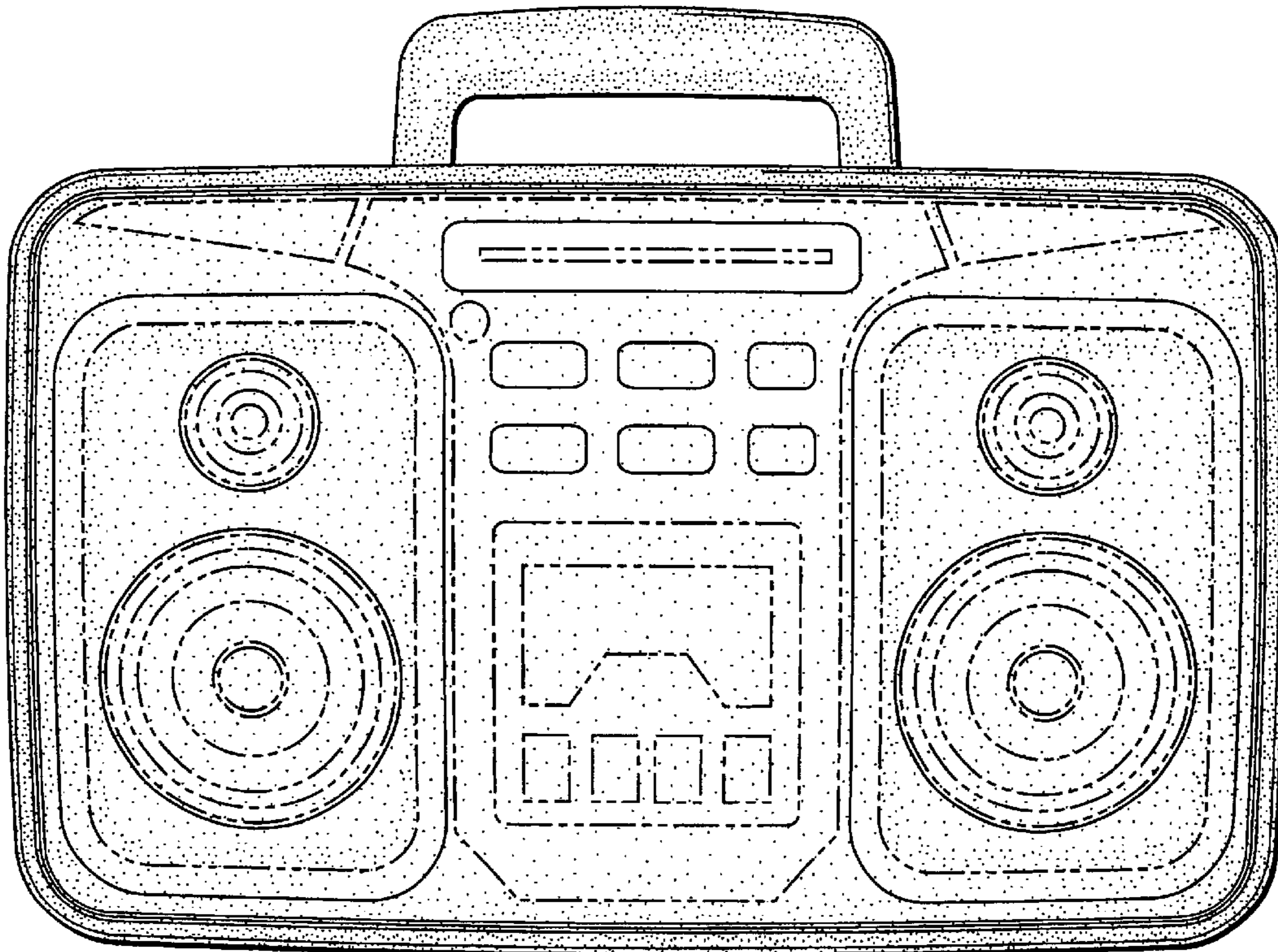


Fig. 2



Fig. 3




Fig. 4




Fig. 5

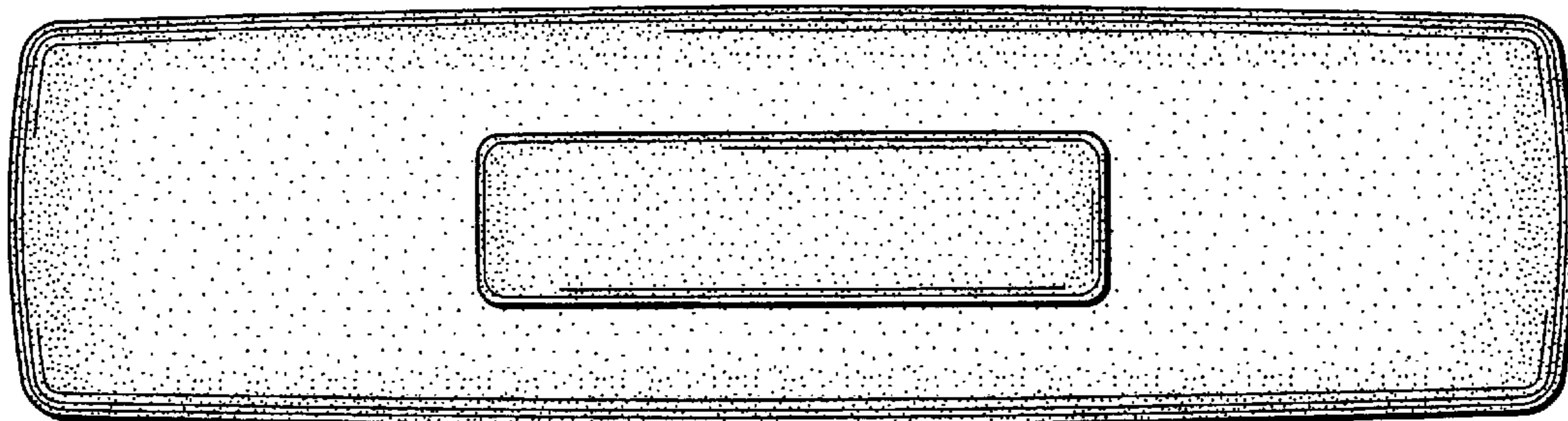


Fig. 6

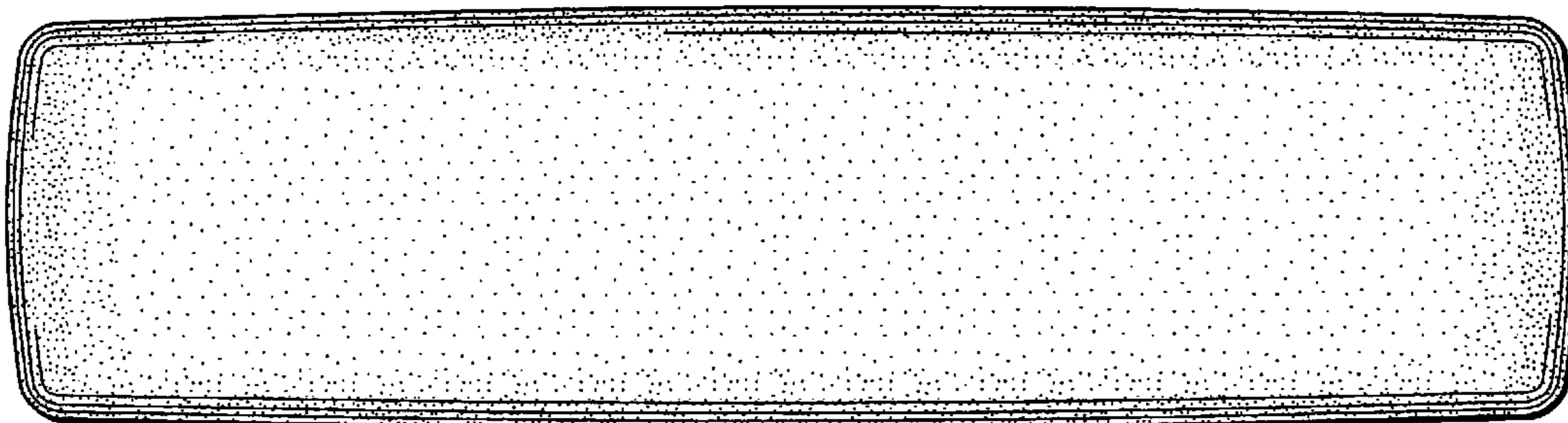


Fig. 7