

US00D551296S

(12) **United States Design Patent**
Greenberg

(10) **Patent No.:** **US D551,296 S**

(45) **Date of Patent:** **** Sep. 18, 2007**

(54) **PEN AND POUCH**

(75) Inventor: **Yair Greenberg**, Woodland Hills, CA
(US)

(73) Assignee: **Yafa Pen Company**, Canoga Park, CA
(US)

(**) Term: **14 Years**

(21) Appl. No.: **29/237,234**

(22) Filed: **Aug. 25, 2005**

(51) **LOC (8) Cl.** **19-06**

(52) **U.S. Cl.** **D19/49; D19/54**

(58) **Field of Classification Search** D19/35,
D19/36, 41-51, 54-57; 24/11 R, 11 F, 11 P,
24/11 CC, 11 CT; 401/52, 99, 100, 104,
401/105, 106, 107, 108, 109, 192, 195; 211/69.1-69.9
See application file for complete search history.

(56) **References Cited**

U.S. PATENT DOCUMENTS

D96,022 S *	6/1935	Cuthbert	D19/51
2,473,689 A *	6/1949	Colstad	24/11 R
D179,982 S *	4/1957	Rhoades	D19/49
D215,042 S *	8/1969	Spirito	D19/51
D286,650 S *	11/1986	Fischer	D19/55
D339,162 S *	9/1993	Verhaegue	D19/51
D343,418 S *	1/1994	Dugelay	D19/51
D450,087 S *	11/2001	Luigi	D19/43
D452,271 S *	12/2001	Owen et al.	D19/43

D456,042 S *	4/2002	Versace	D19/50
D480,421 S *	10/2003	Hui	D19/43
D489,762 S *	5/2004	Qiu	D19/51
D532,044 S *	11/2006	Katami	D19/43

* cited by examiner

Primary Examiner—Elizabeth A. Albert

(74) *Attorney, Agent, or Firm*—Fulwider Patton LLP

(57) **CLAIM**

The ornamental design for a pen and pouch, as shown and described.

DESCRIPTION

FIG. 1 is a perspective view of a pen and pouch, without the pouch for convenience of illustration, showing my new design;

FIG. 2 is a perspective view of a pouch for the pen of FIG. 1, shown without the pen for convenience of illustration;

FIG. 3 is a perspective view of the view of the pen of FIG. 1 in the pouch of FIG. 2;

FIG. 4 is a front elevational view of the pen of FIG. 1 shown without the pouch for convenience of illustration;

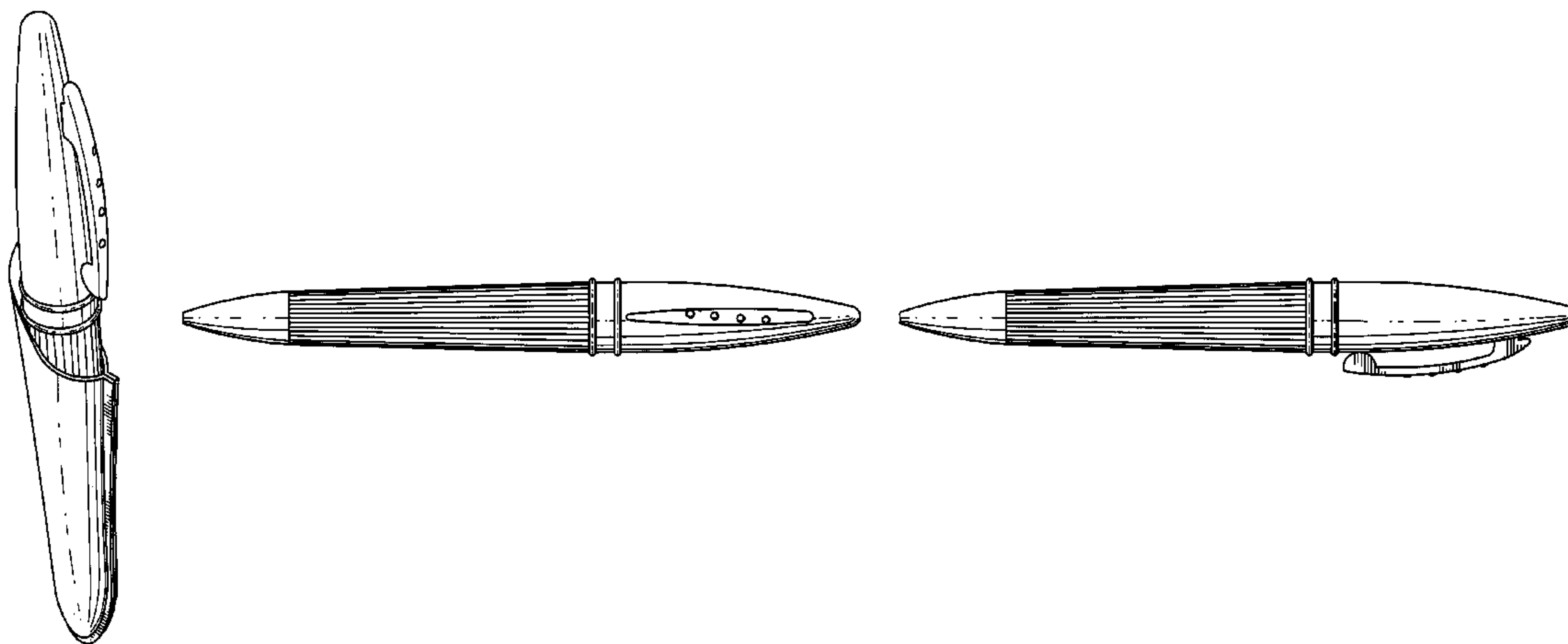
FIG. 5 is a rear elevational view thereof;

FIG. 6 is a side elevational view thereof;

FIG. 7 is a bottom plan view thereof; and,

FIG. 8 is a top plan view thereof.

1 Claim, 2 Drawing Sheets



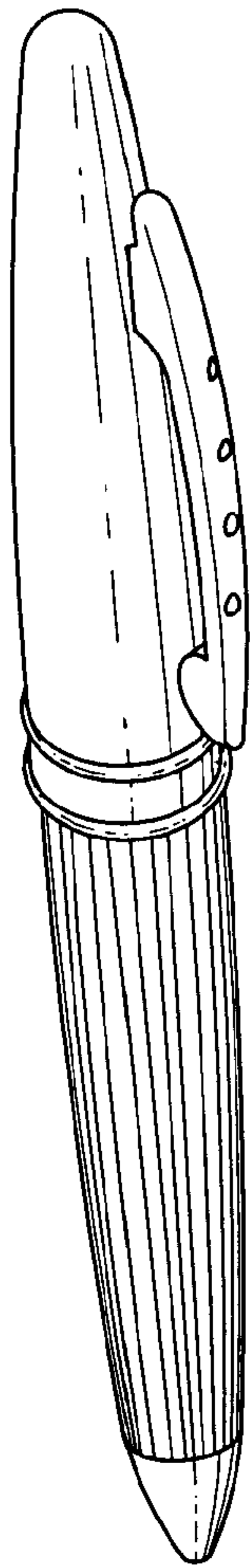


FIG. 1

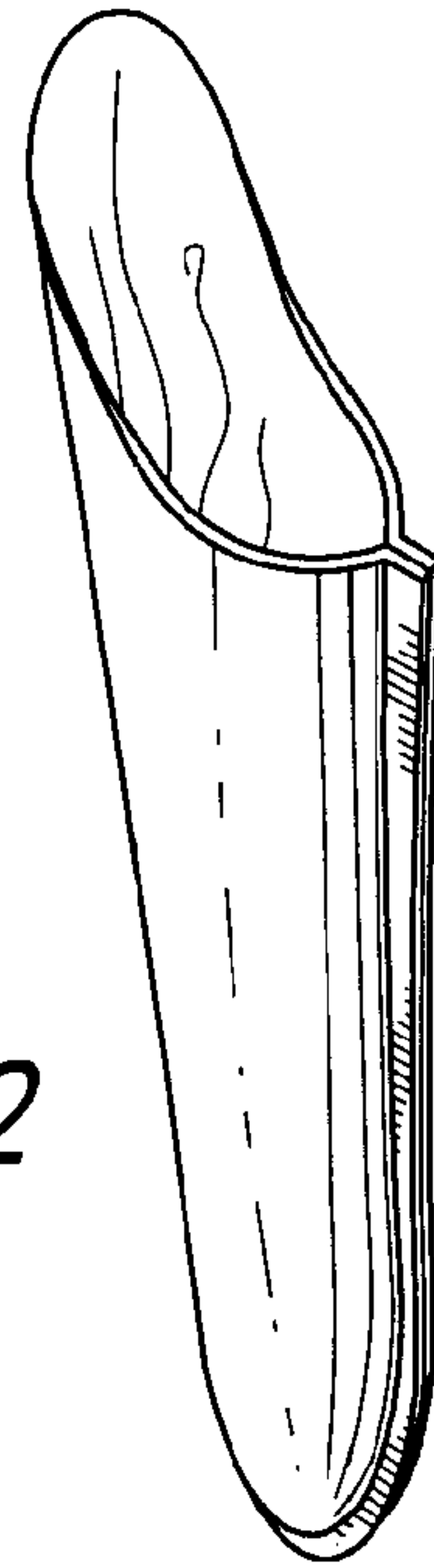


FIG. 2

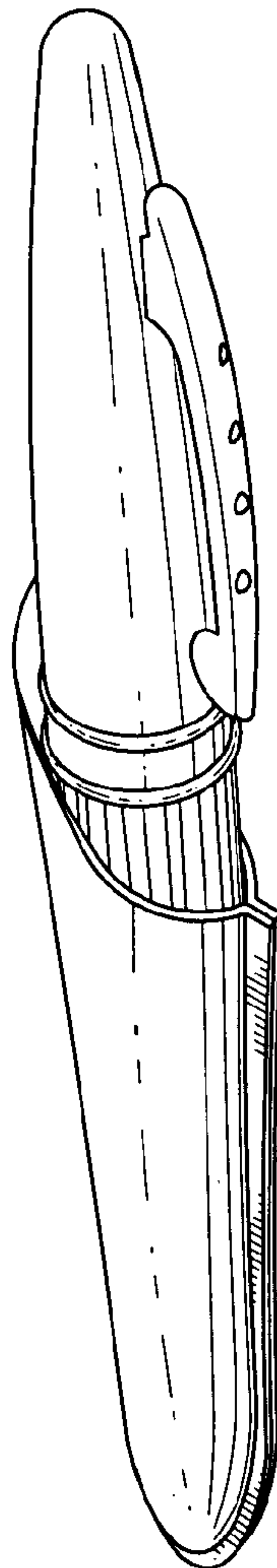


FIG. 3



FIG. 4




FIG. 5



FIG. 6

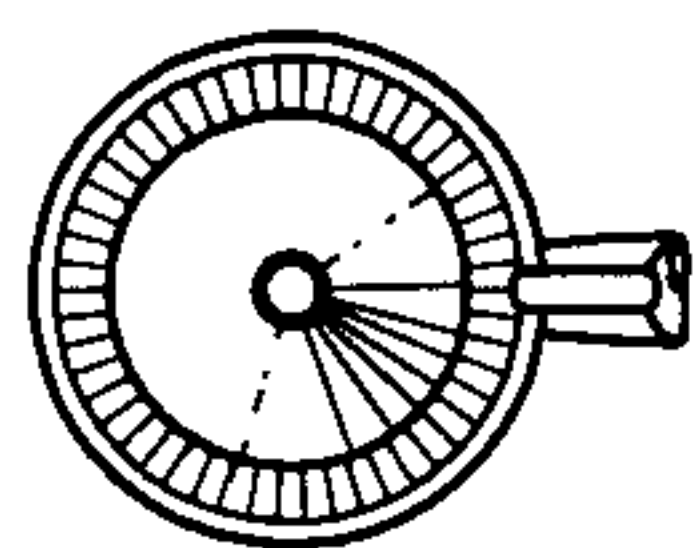


FIG. 7

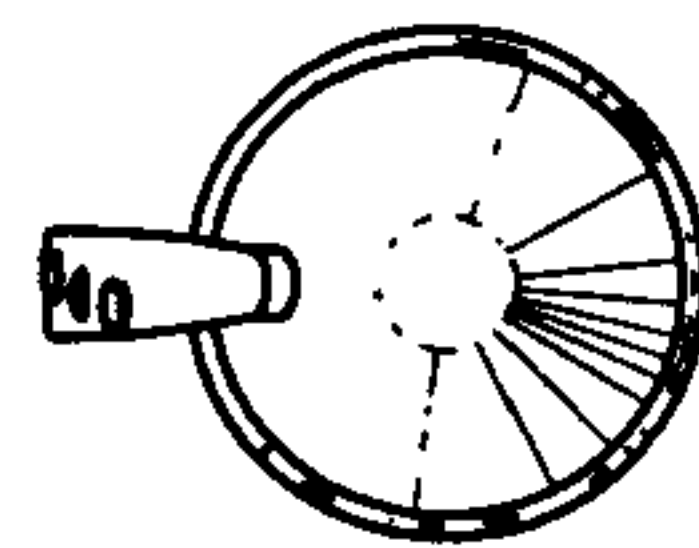


FIG. 8