



US00D551261S

(12) **United States Design Patent**  
**Becke**

(10) **Patent No.:** **US D551,261 S**

(45) **Date of Patent:** **\*\* Sep. 18, 2007**

(54) **REFRIGERATOR**

(75) Inventor: **Christoph Becke**, Grosskarolinenfeld  
(DE)

(73) Assignee: **BSH Bosch und Siemens Hausgeraete GmbH**, Munich (DE)

(\*\*) Term: **14 Years**

(21) Appl. No.: **29/264,752**

(22) Filed: **Aug. 16, 2006**

(30) **Foreign Application Priority Data**

Feb. 23, 2006 (EM) ..... 000493952

(51) **LOC (8) Cl.** ..... **15-07**

(52) **U.S. Cl.** ..... **D15/87; D15/88**

(58) **Field of Classification Search** ..... D15/79,  
D15/81, 85, 87, 88, 91; 312/116, 138.1,  
312/236, 330.1, 402, 405, 406; 62/3.6, 125,  
62/126

See application file for complete search history.

(56) **References Cited**

**U.S. PATENT DOCUMENTS**

5,915,805	A *	6/1999	Lee	.....	312/405
D442,188	S *	5/2001	Kim	.....	D15/87
D452,515	S *	12/2001	Kim et al.	.....	D15/87
D482,704	S *	11/2003	Park et al.	.....	D15/81
D486,163	S *	2/2004	Seok et al.	.....	D15/81
D491,584	S *	6/2004	Kim et al.	.....	D15/85
D491,960	S *	6/2004	Kang et al.	.....	D15/85

D507,284	S *	7/2005	Seo	.....	D15/85
D514,603	S *	2/2006	Ikeda	.....	D15/85
D517,573	S *	3/2006	Seok et al.	.....	D15/87

\* cited by examiner

*Primary Examiner*—Stella Reid

*Assistant Examiner*—Shanda C. Hill

(74) *Attorney, Agent, or Firm*—Russell W. Warnock; Craig J. Loest

(57) **CLAIM**

The ornamental design for a refrigerator, as shown and described.

**DESCRIPTION**

FIG. 1 is perspective view of a refrigerator showing my ornamental design;

FIG. 2 is a front plan view of the refrigerator embodiment shown in FIG. 1;

FIG. 3 is a right side view of the refrigerator embodiment shown in FIG. 1;

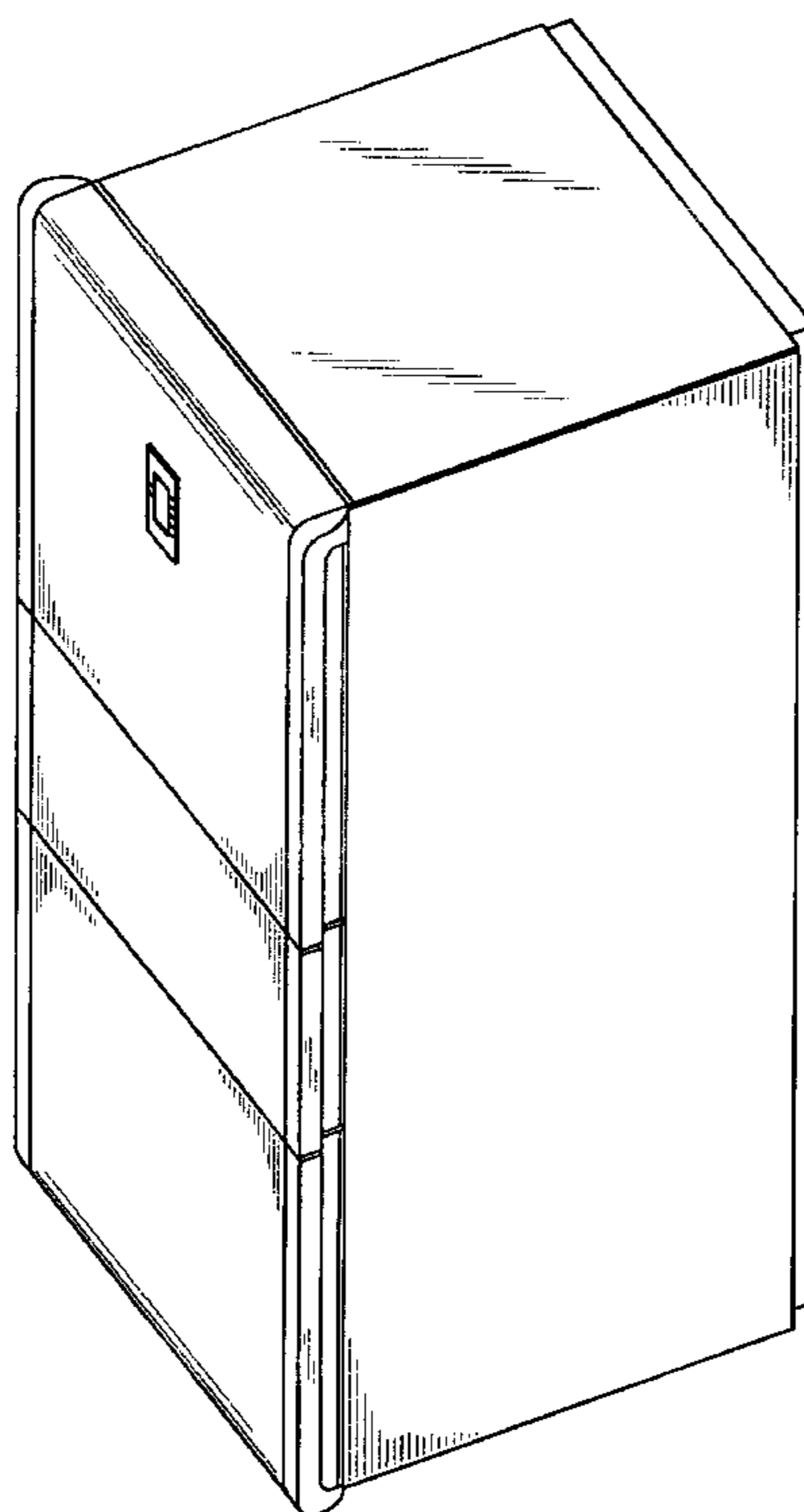
FIG. 4 is a left side view of the refrigerator embodiment shown in FIG. 1;

FIG. 5 is a top plan view of the refrigerator embodiment shown in FIG. 1;

FIG. 6 is a rear plan view of the refrigerator embodiment shown in FIG. 1; and,

FIG. 7 is an enlarged partial view of the refrigerator embodiment shown in FIG. 1.

**1 Claim, 7 Drawing Sheets**



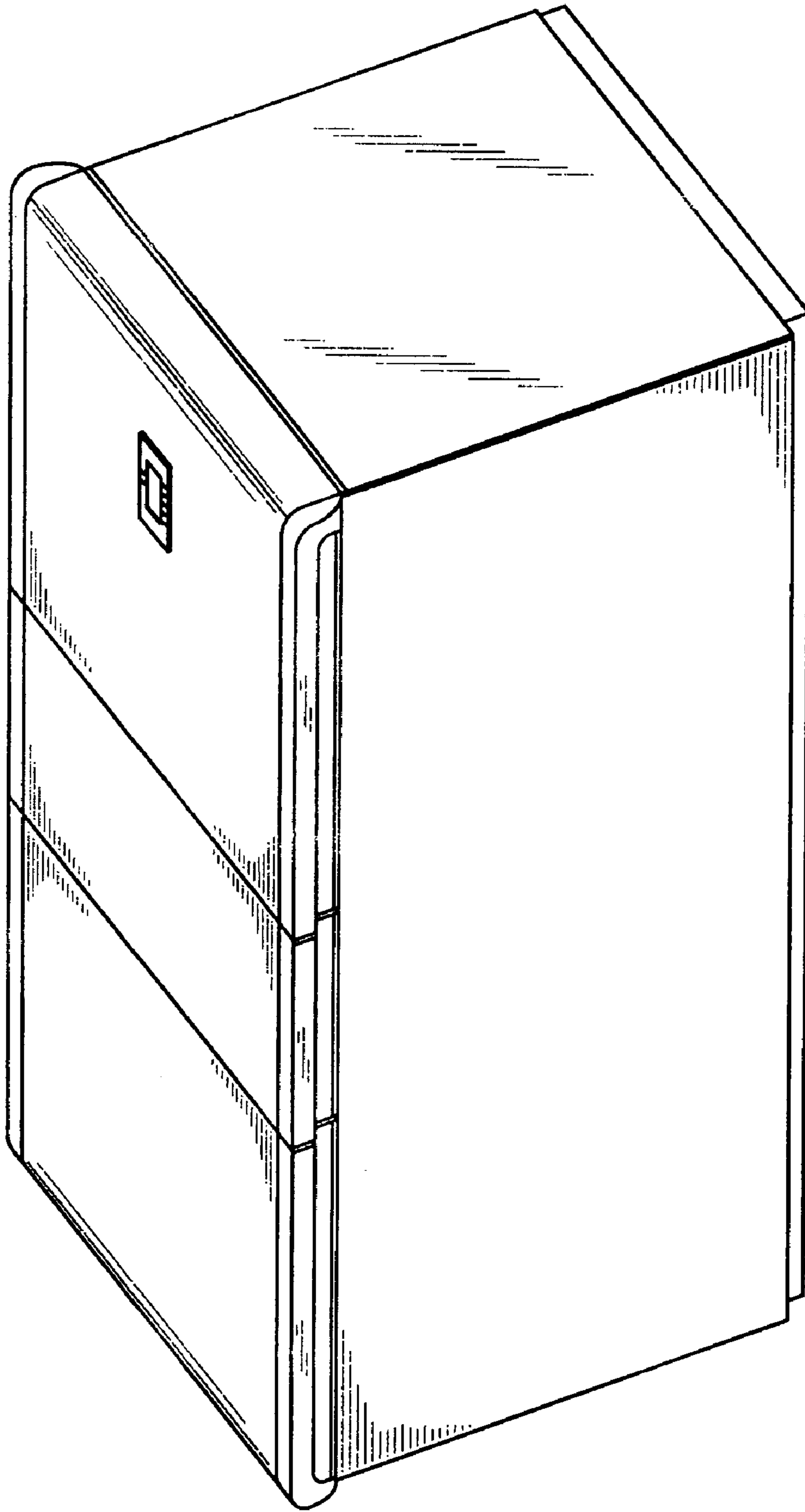


FIG. 1

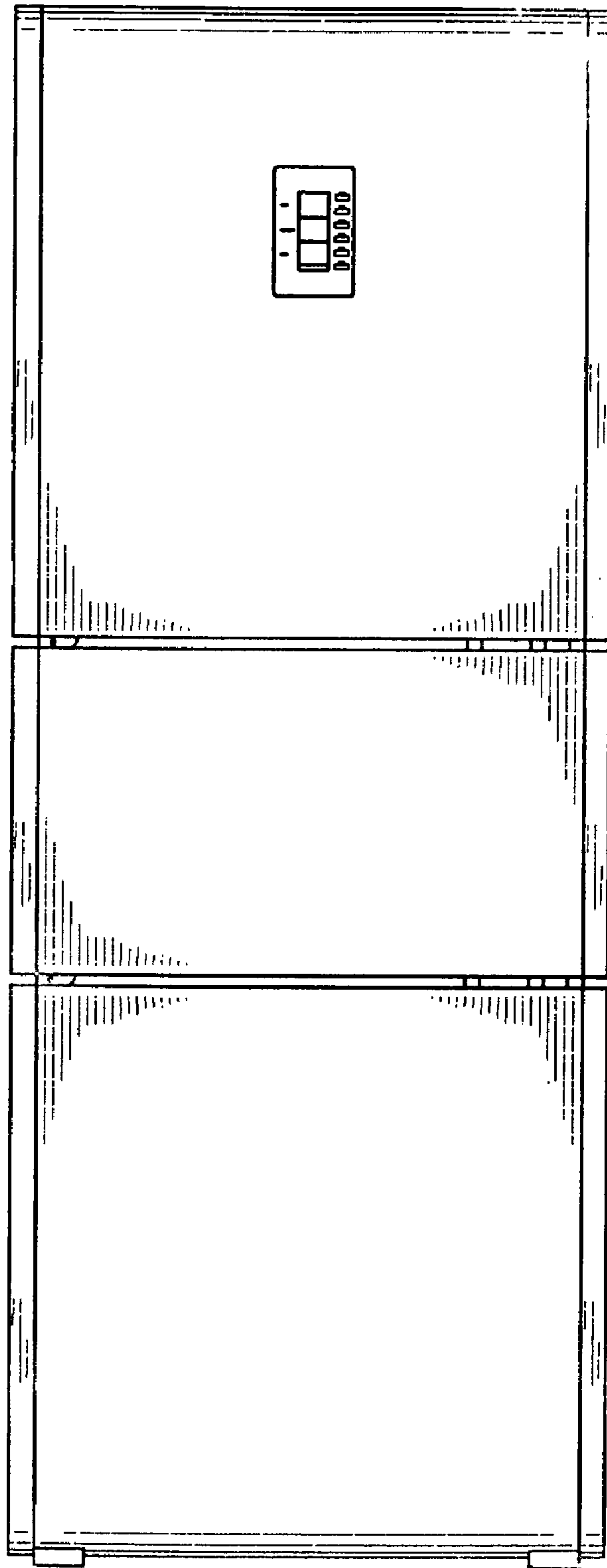


FIG. 2




FIG. 3




FIG. 4

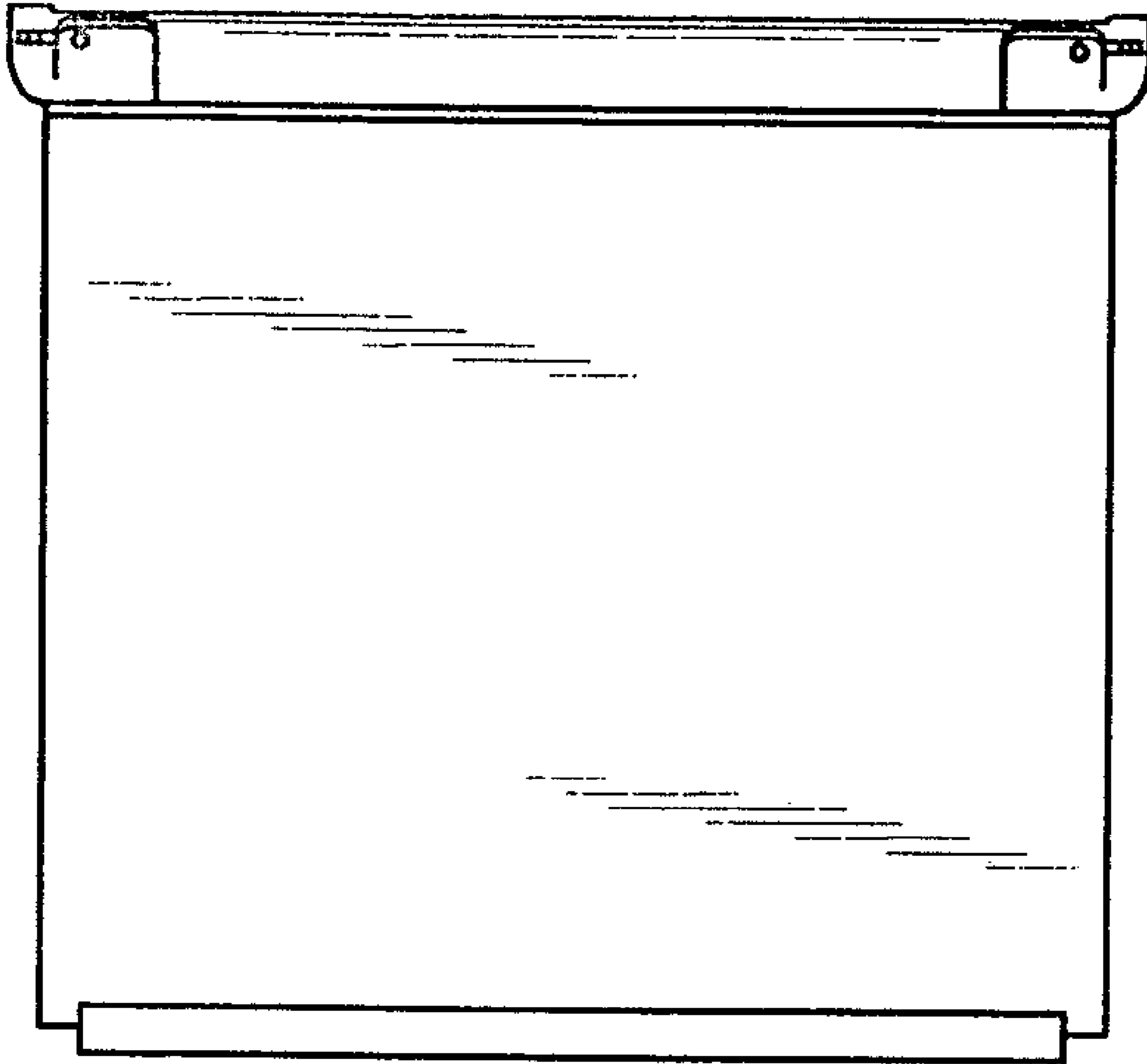


FIG. 5




FIG. 6

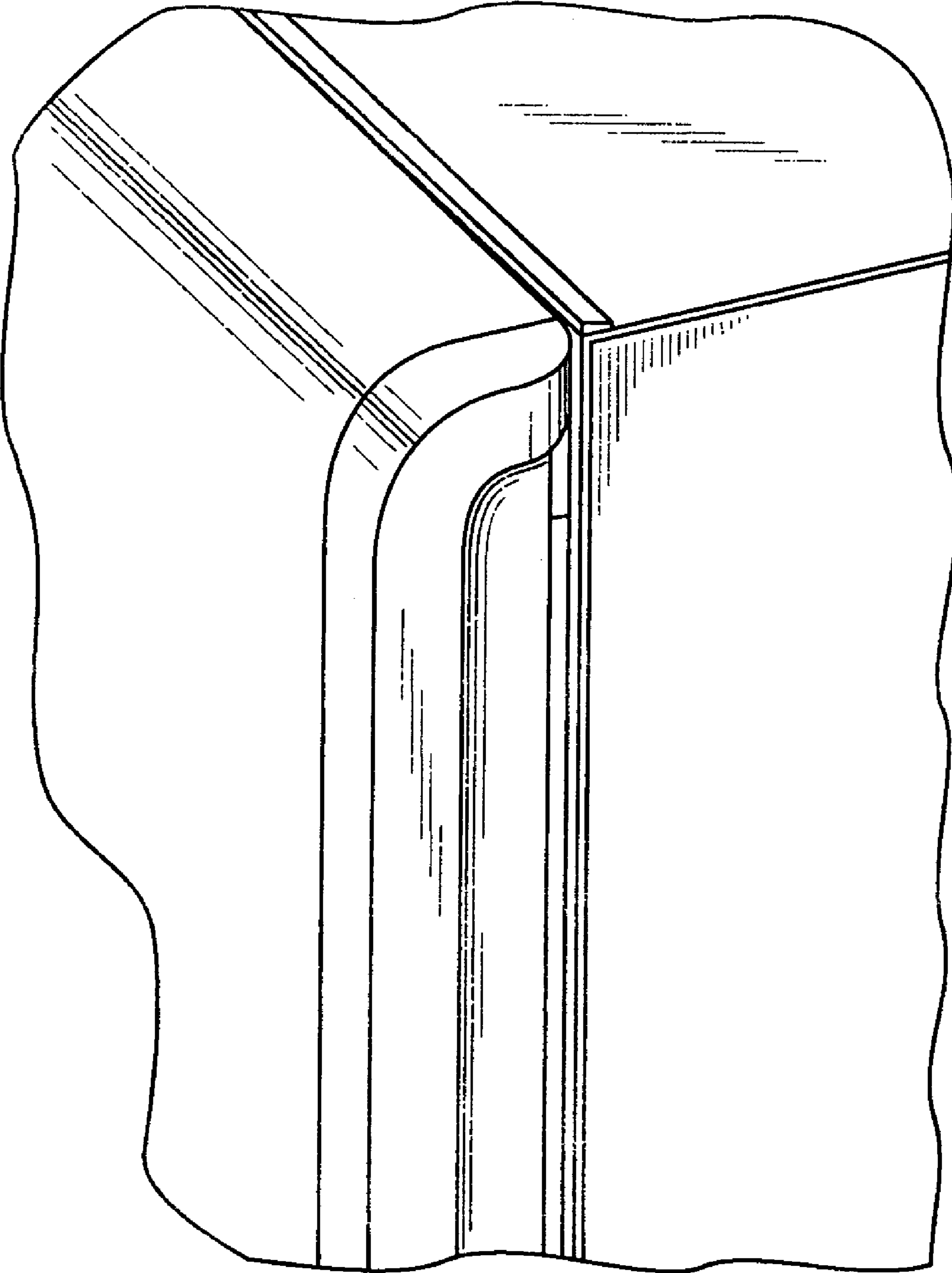


FIG. 7