



US00D551257S

(12) **United States Design Patent** (10) **Patent No.:** **US D551,257 S**
Selvaraj (45) **Date of Patent:** **** Sep. 18, 2007**

(54) **DOOR FOR A MACHINE**
(75) Inventor: **Rajesh Selvaraj**, Cary, NC (US)
(73) Assignee: **Caterpillar S.A.R.L.**, Geneva
(**) Term: **14 Years**

6,382,711 B2 * 5/2002 Martin, Jr. 296/190.08
D464,662 S * 10/2002 Dahl et al. D15/33
D464,663 S * 10/2002 Dahl et al. D15/33
6,561,572 B1 5/2003 Martin, Jr.
6,691,953 B2 2/2004 Leclerc
6,811,209 B2 11/2004 Woollett et al.

(21) Appl. No.: **29/262,740**
(22) Filed: **Jul. 11, 2006**

OTHER PUBLICATIONS

Caterpillar B-Series Skid Steer Loader Style Door Kit, Caterpillar Product Information Salesgram, published Jan. 2004, pp. 1-6, Caterpillar, United States.
New Holland Skid Steer Accessories [online], [retrieved on Jul. 6, 2006] Retrieved from the Products Database of the New Holland website using Internet <URL: http://www.newholland.com/>.
New Holland Super Boom Skid Steer Loaders, published 2006, [online], [retrieved on Jul. 6, 2006] Retrieved from the Products Database of the New Holland website using Internet <URL: http://newholland.com/>.

(51) **LOC (8) Cl.** **15-03**
(52) **U.S. Cl.** **D15/28**
(58) **Field of Classification Search** D15/10,
D15/11, 17, 18, 28, 30, 33, 22-26; 296/190.1,
296/190.11, 146.11, 146.1, 146.6; 49/236,
49/40, 221, 394, 399; 244/129.5; 180/89.1,
180/89.12, 900

See application file for complete search history.

* cited by examiner

Primary Examiner—Stella Reid
Assistant Examiner—Mark Goodwin
(74) *Attorney, Agent, or Firm*—William A. Beckman

(56) **References Cited**

U.S. PATENT DOCUMENTS

3,410,599	A	11/1968	Kettler	
3,747,273	A	7/1973	Johnson	
3,802,530	A *	4/1974	Purcell et al.	180/89.12
3,934,925	A	1/1976	Fetsch	
3,944,097	A	3/1976	Savage	
4,443,035	A	4/1984	Saemann	
4,652,043	A	3/1987	Hurlburt	
4,880,269	A	11/1989	Jensen et al.	
4,986,593	A	1/1991	Lohmann	
5,076,637	A	12/1991	Larkin et al.	
5,125,716	A *	6/1992	Smith et al.	296/190.11
5,413,188	A *	5/1995	Ui	180/89.12
5,504,974	A	4/1996	Graber	
5,577,795	A *	11/1996	Shinsen	296/190.11
5,615,918	A	4/1997	Ferrell	
5,642,915	A	7/1997	Ackermann et al.	
5,655,798	A	8/1997	Kaveney et al.	
5,873,612	A	2/1999	Connor	
6,134,841	A *	10/2000	Schneider	49/502
6,149,228	A *	11/2000	O'Neill et al.	296/190.03
6,247,746	B1	6/2001	Brush	

(57) **CLAIM**

The ornamental design for a door for a machine, as shown and described.

DESCRIPTION

FIG. 1 is a front perspective view of a door for a machine, showing our new design;
FIG. 2 is a rear view thereof;
FIG. 3 is a left side view thereof;
FIG. 4 is a right side view thereof;
FIG. 5 is a top view thereof; and,
FIG. 6 is a bottom view thereof.

The broken line showing of the door hardware is included for the purpose of illustrating environmental structure and forms no part of the claimed design.

1 Claim, 4 Drawing Sheets

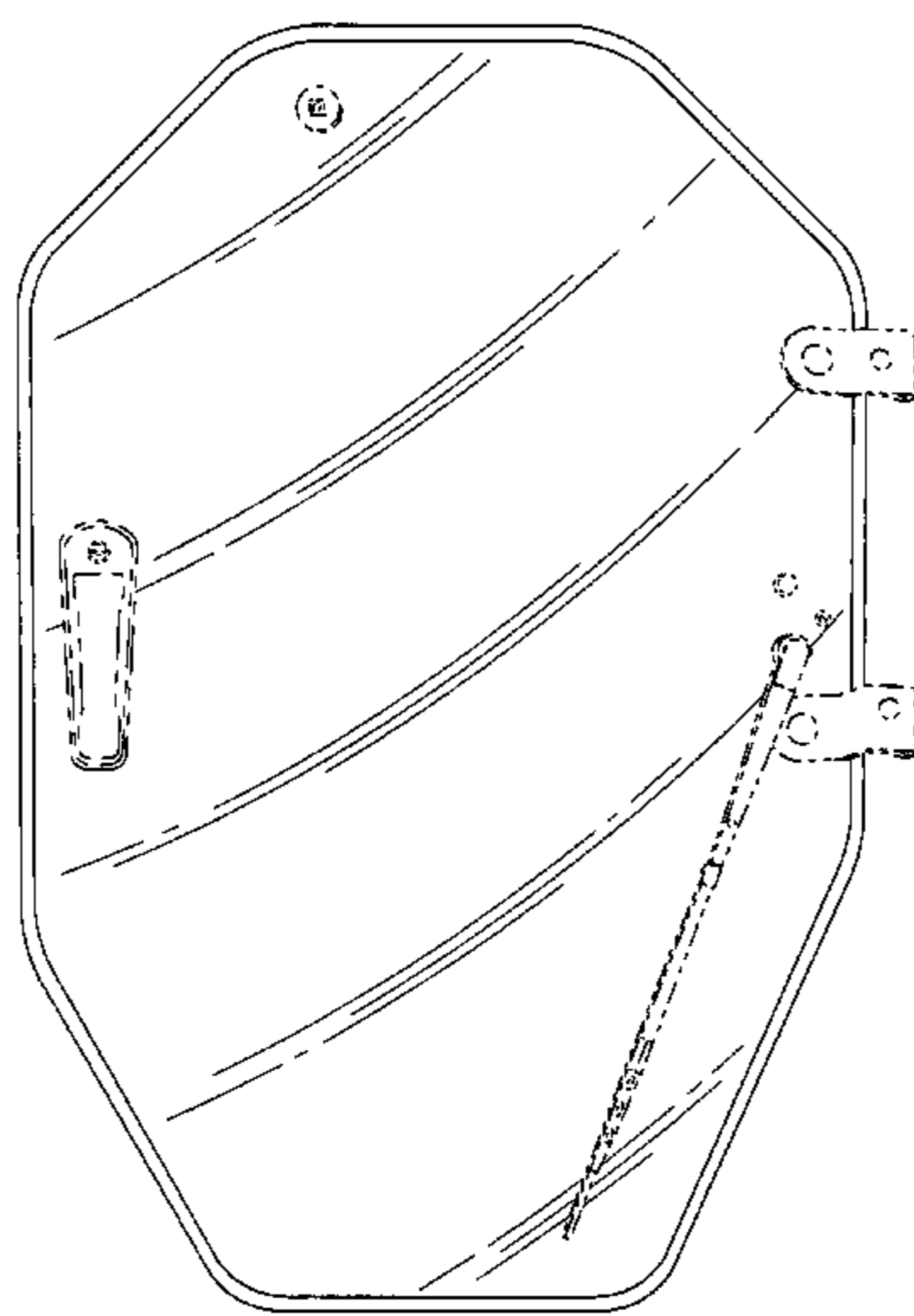


FIG. 1.

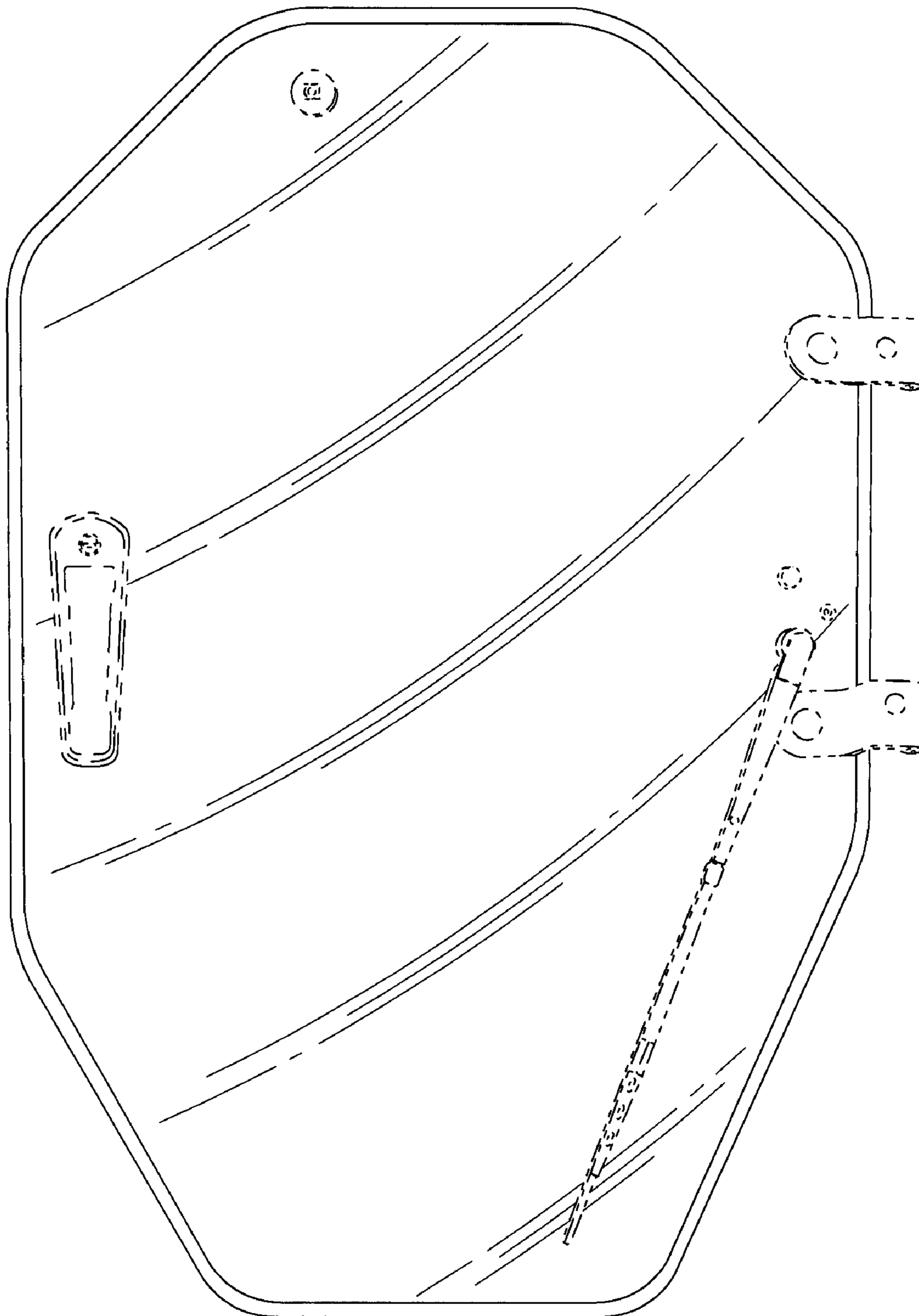


FIG. 2.

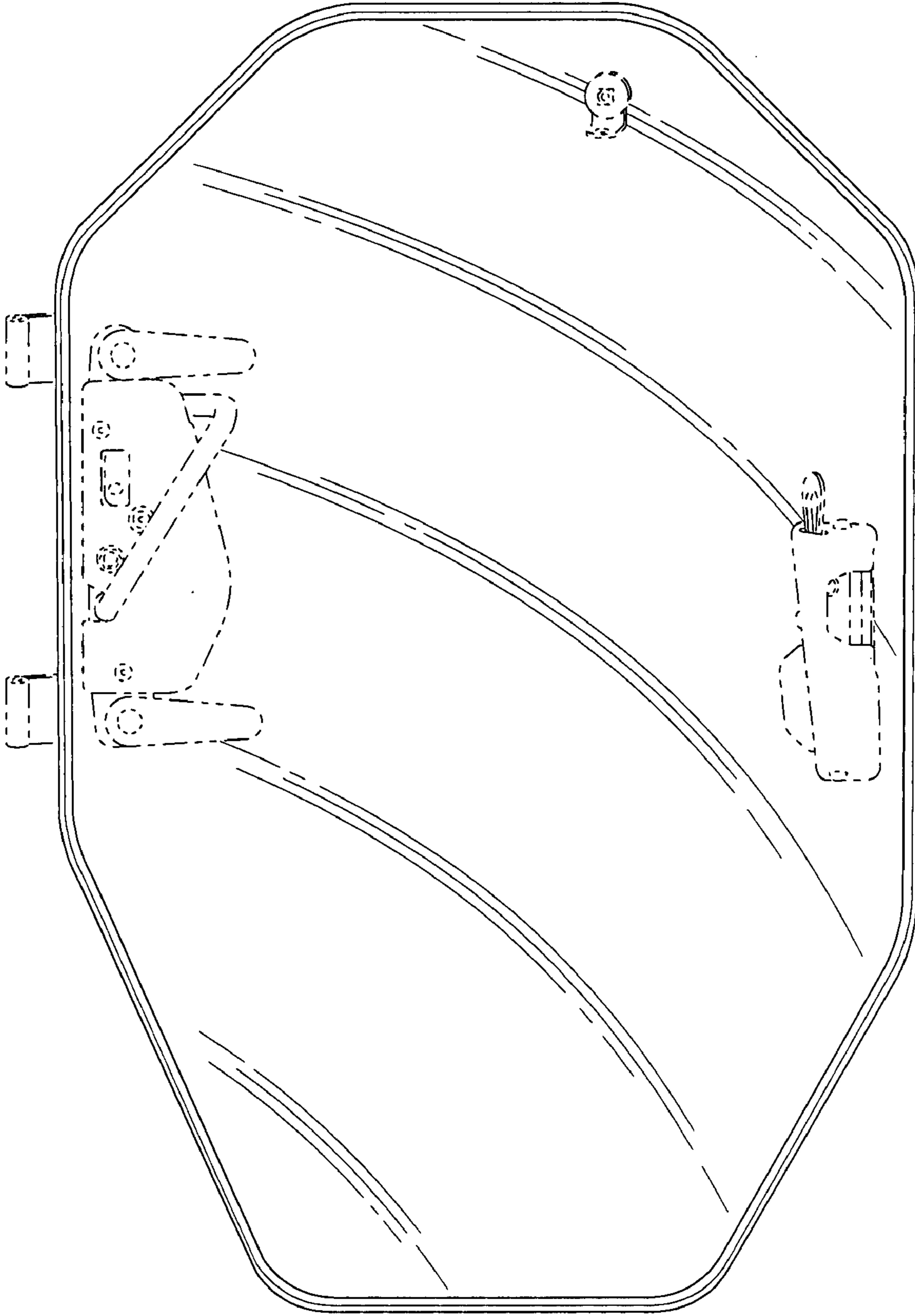


FIG. 3.

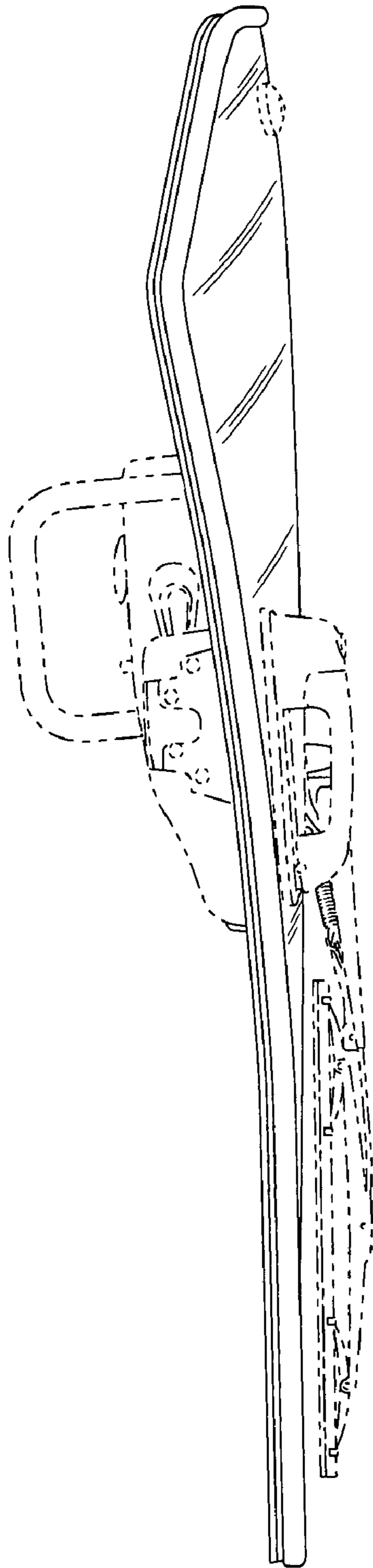


FIG. 4.

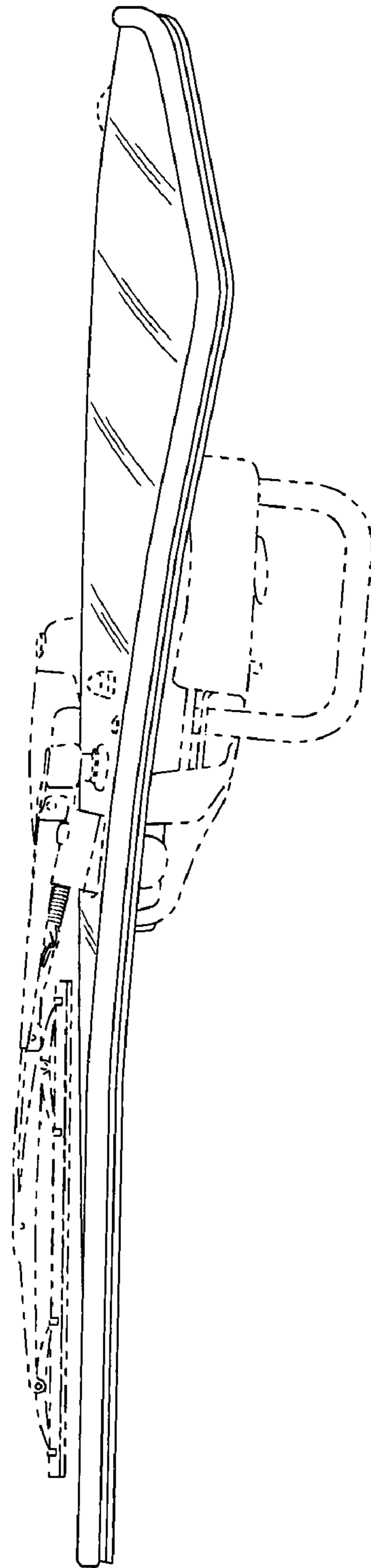


FIG. 5.

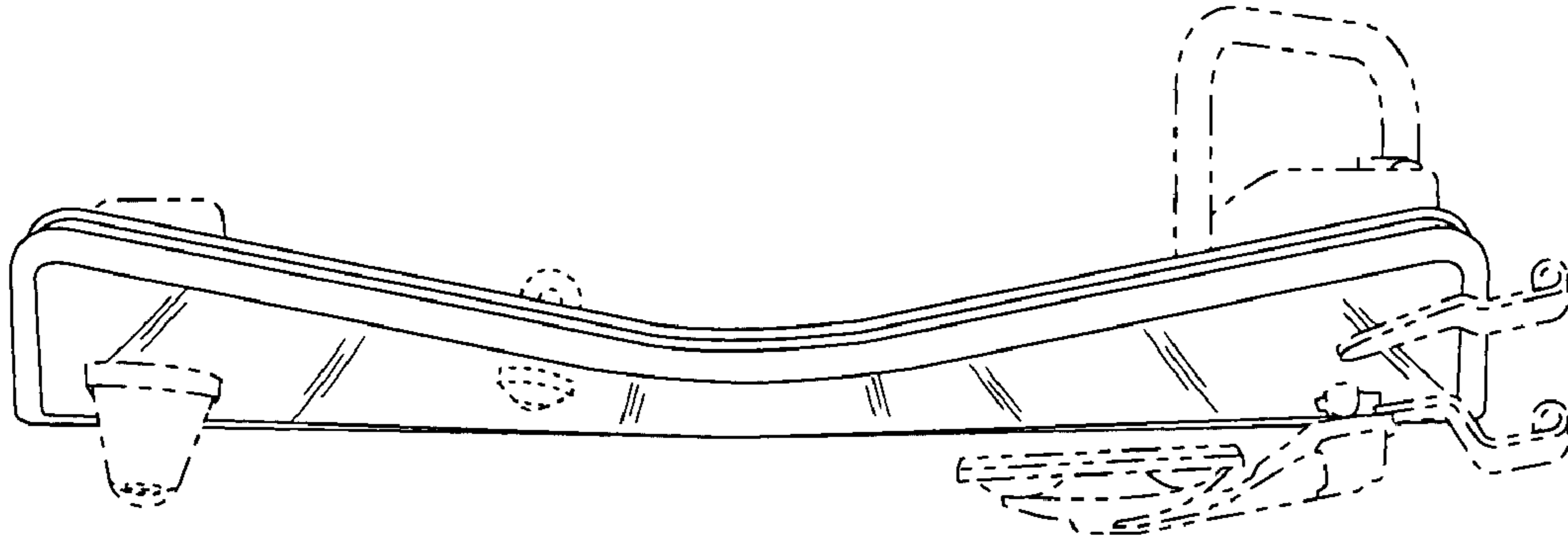


FIG. 6.

