



US00D551227S

(12) **United States Design Patent**
Griffin et al.

(10) **Patent No.:** **US D551,227 S**

(45) **Date of Patent:** **** Sep. 18, 2007**

(54) **HAND-HELD ELECTRONIC DEVICE**

(75) Inventors: **Jason T. Griffin**, Kitchener (CA);
Cortez Corley, Waterloo (CA);
Norman Ladouceur, Waterloo (CA)

(73) Assignee: **Research In Motion Limited**,
Waterloo, Ontario (CA)

(**) Term: **14 Years**

(21) Appl. No.: **29/254,873**

(22) Filed: **Feb. 28, 2006**

(51) **LOC (8) Cl.** **14-02**

(52) **U.S. Cl.** **D14/346**

(58) **Field of Classification Search** D14/341-346,
D14/138; D18/1, 2, 7, 11; 341/22, 23; 345/156,
345/168, 169, 172, 173, 87; 349/12; 361/680-686;
235/145 A, 145 R, 375
See application file for complete search history.

(56) **References Cited**

U.S. PATENT DOCUMENTS

D312,628 S * 12/1990 Yokoi et al. D14/346
D313,401 S * 1/1991 Tanabe D14/346
D329,228 S * 9/1992 Thomas D14/346

5,218,188 A * 6/1993 Hanson 235/375
D470,842 S * 2/2003 Bhatia et al. D14/346
D502,159 S * 2/2005 Chan et al. D14/138
D502,160 S * 2/2005 Chen et al. D14/138
D513,748 S * 1/2006 Schlieffers et al. D14/346

* cited by examiner

Primary Examiner—Freda S. Nunn

(74) *Attorney, Agent, or Firm*—Krishna Pathiyal; Novak
Druce + Quigg, LLP

(57) **CLAIM**

We claim the ornamental design for a hand-held electronic device, as shown and described.

DESCRIPTION

FIG. 1 is a front elevational view of a hand-held electronic device;

FIG. 2 is a rear elevational view thereof;

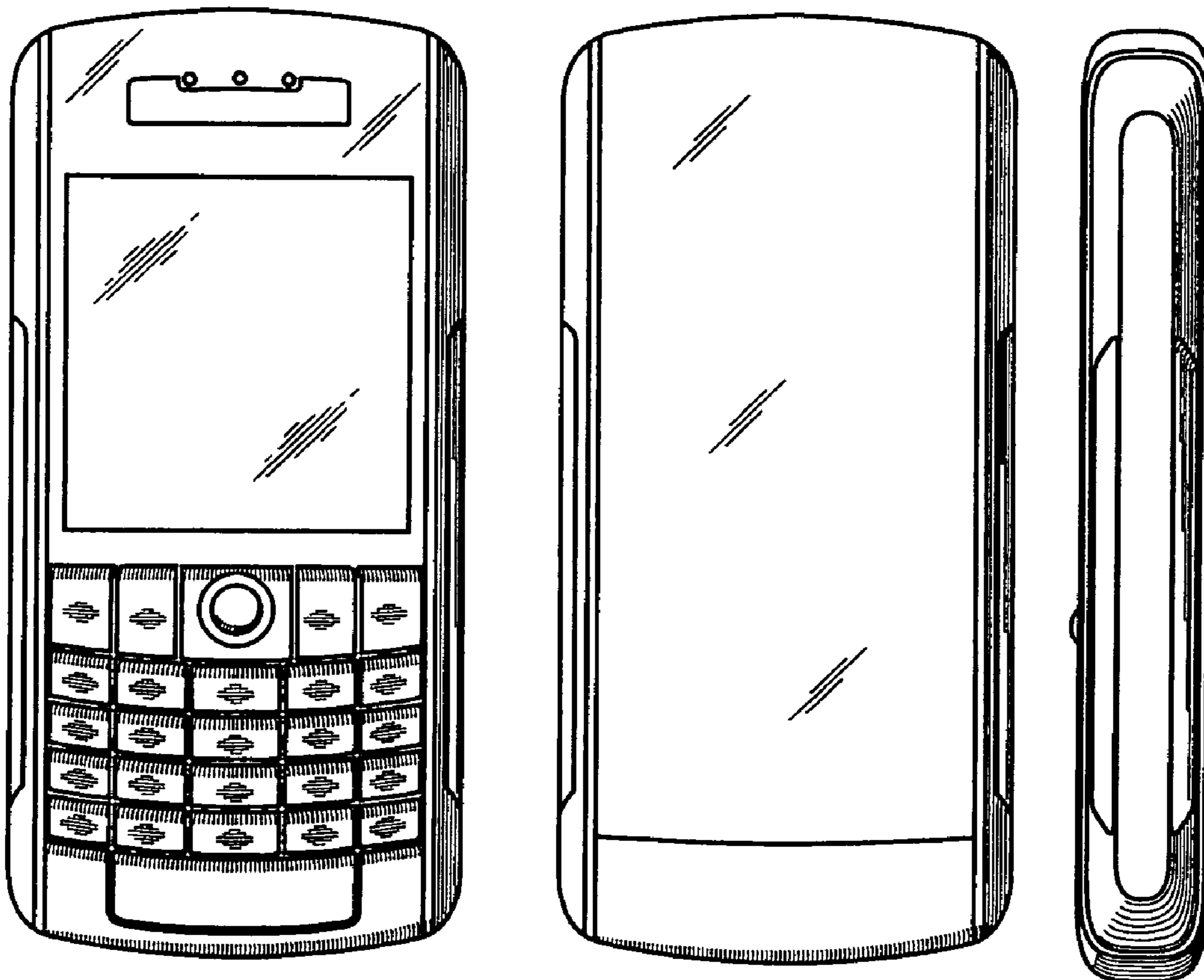
FIG. 3 is a left elevational view thereof;

FIG. 4 is a right elevational view thereof;

FIG. 5 is a top plan view thereof; and,

FIG. 6 is a bottom plan view thereof.

1 Claim, 3 Drawing Sheets



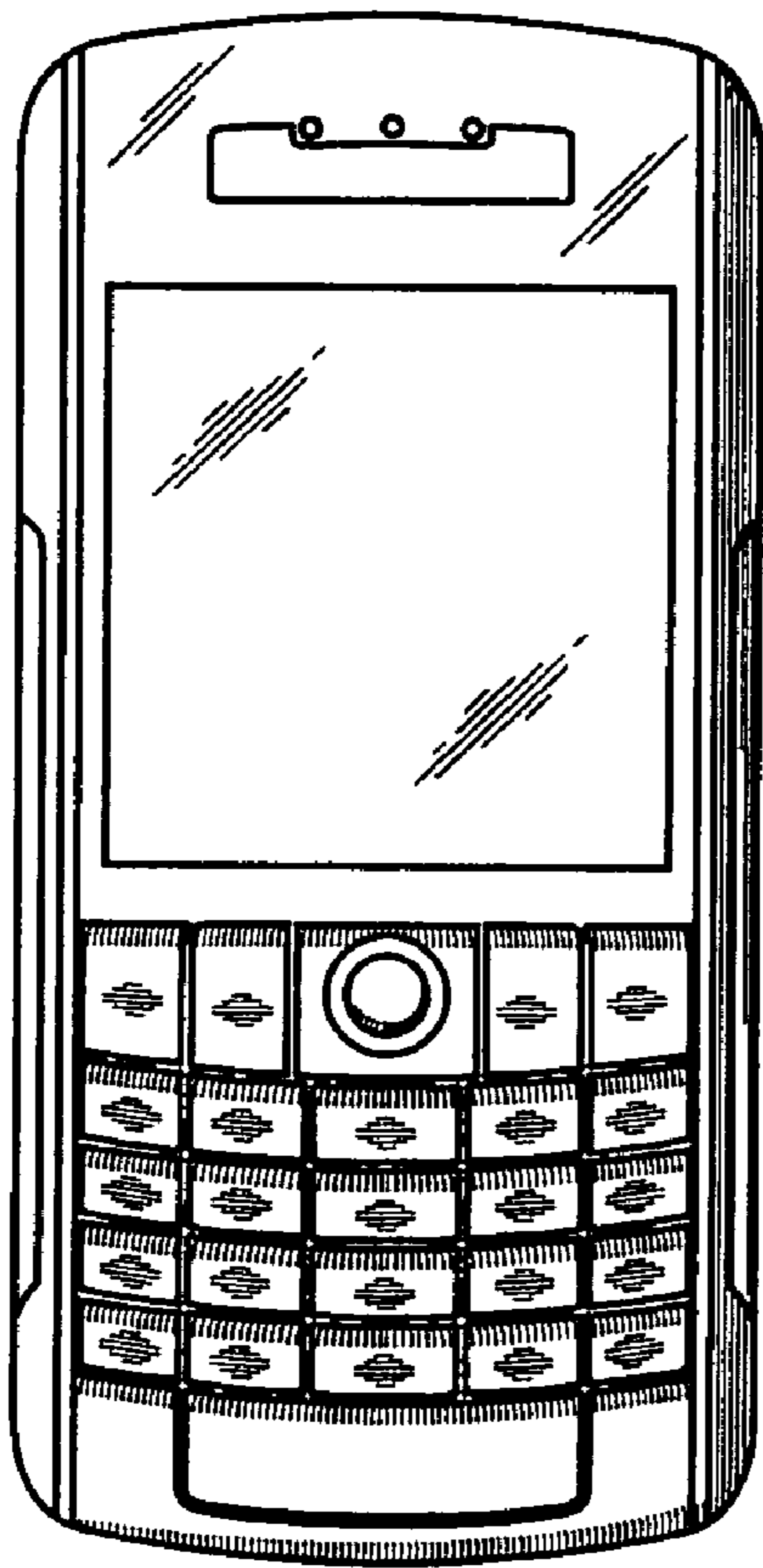


FIG. 1

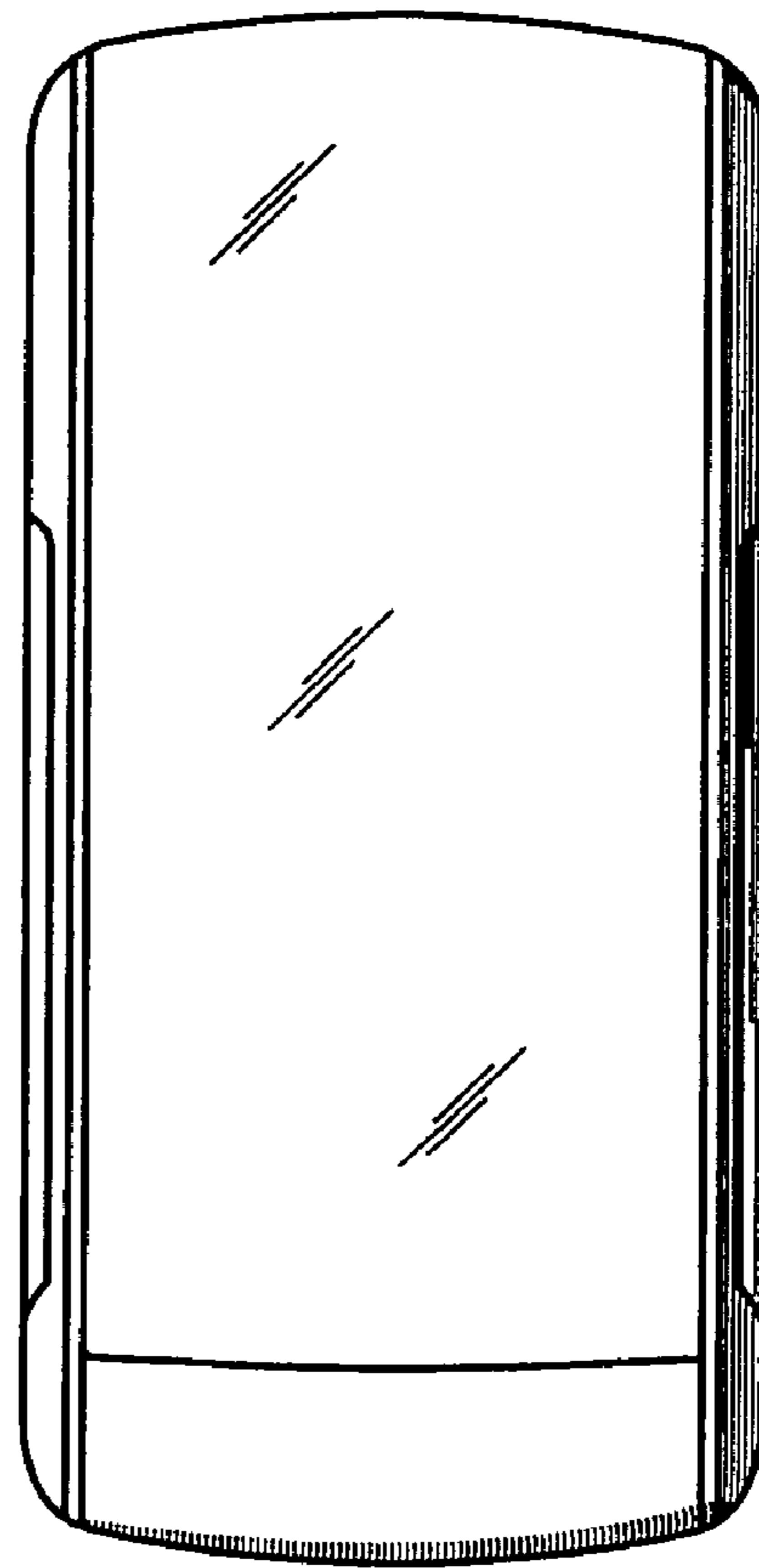


FIG. 2




FIG. 3



FIG. 4




FIG. 5




FIG. 6