



US00D551184S

(12) **United States Design Patent**
Kanou et al.

(10) **Patent No.: US D551,184 S**

(45) **Date of Patent: ** Sep. 18, 2007**

(54) **TELEVISION RECEIVER**

(75) Inventors: **Kenichi Kanou**, Yokohama (JP);
Tetsutaka Fujimoto, Yokohama (JP)

(73) Assignee: **Victor Company of Japan, Limited**,
Yokohama-shi, Kanagawa (JP)

(**) Term: **14 Years**

(21) Appl. No.: **29/234,732**

(22) Filed: **Jul. 22, 2005**

(30) **Foreign Application Priority Data**

Jan. 24, 2005 (JP) D2005-001567

(51) **LOC (8) Cl.** **14-03**

(52) **U.S. Cl.** **D14/126; D14/129**

(58) **Field of Classification Search** D14/125-134,
D14/239, 371, 136, 374-377; 312/7.2; 348/836,
348/838, 180, 184, 325, 739; 341/12; 248/917-924,
248/465; 345/104, 133, 156, 168, 87, 173;
720/605, 669, 600, 655; 369/99, 197; 455/344-347
See application file for complete search history.

(56) **References Cited**

U.S. PATENT DOCUMENTS

D322,433 S * 12/1991 Renk et al. D14/133

D373,354 S * 9/1996 Maslow D14/375
D397,108 S * 8/1998 Williams D14/133
D413,882 S * 9/1999 Renk D14/133
D434,738 S * 12/2000 Takemasa D14/133
D461,785 S * 8/2002 Wilmotte D14/126
D510,920 S * 10/2005 Tandberg et al. D14/127
D512,698 S * 12/2005 Augenbraun et al. D14/130

* cited by examiner

Primary Examiner—Raphael Barkai

(74) *Attorney, Agent, or Firm*—The Nath Law Group; Jerald
L. Meyer; Derek Richmond

(57) **CLAIM**

An ornamental design for a television receiver, as shown and
described.

DESCRIPTION

FIG. 1 is a perspective view of a television receiver;
FIG. 2 is a front view thereof;
FIG. 3 is a rear view thereof;
FIG. 4 is a top plan view thereof;
FIG. 5 is a bottom view thereof;
FIG. 6 is a right side view thereof; and,
FIG. 7 is a left side view thereof.

1 Claim, 3 Drawing Sheets





Fig.1




Fig.2




Fig.3

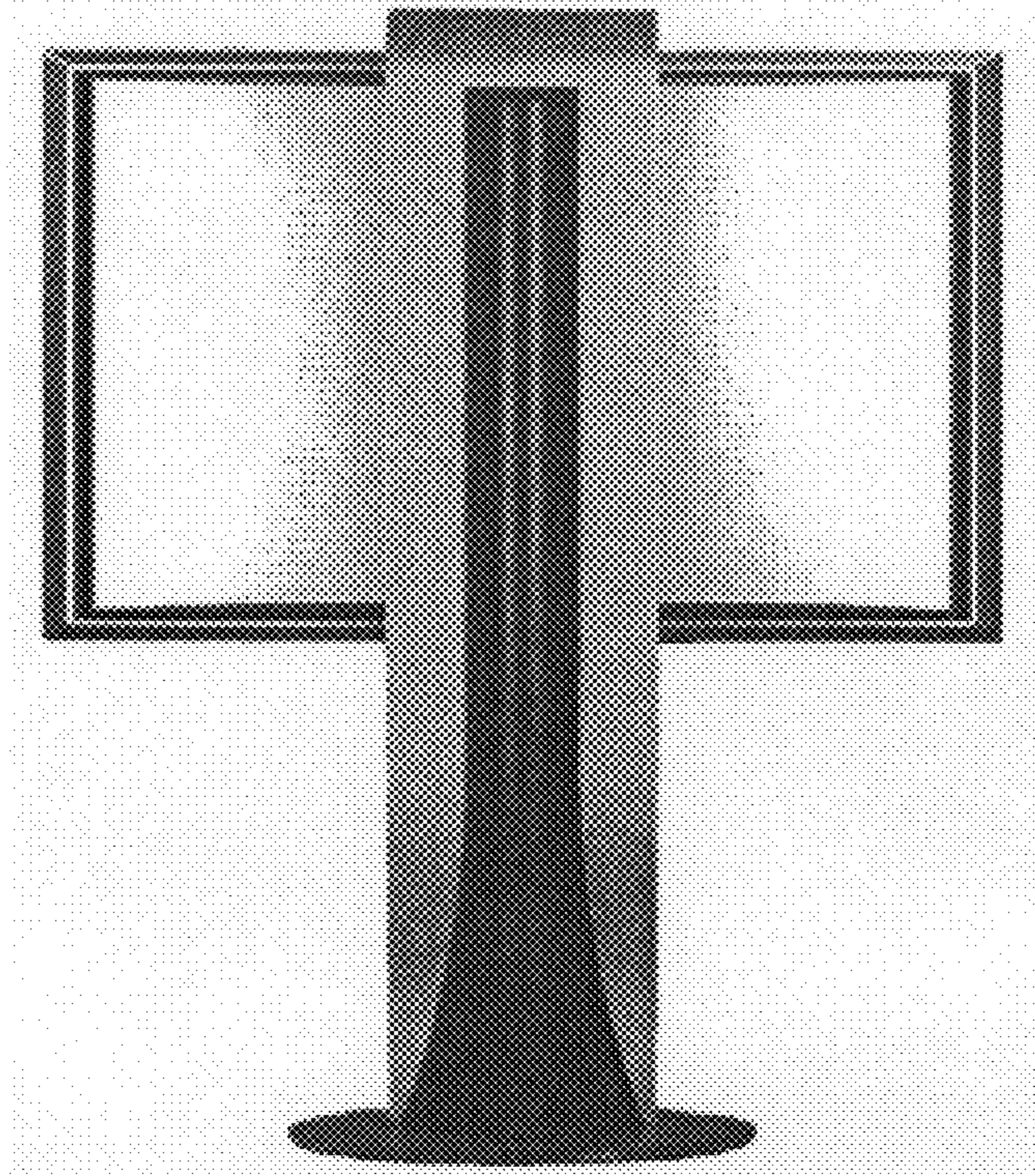


Fig.4

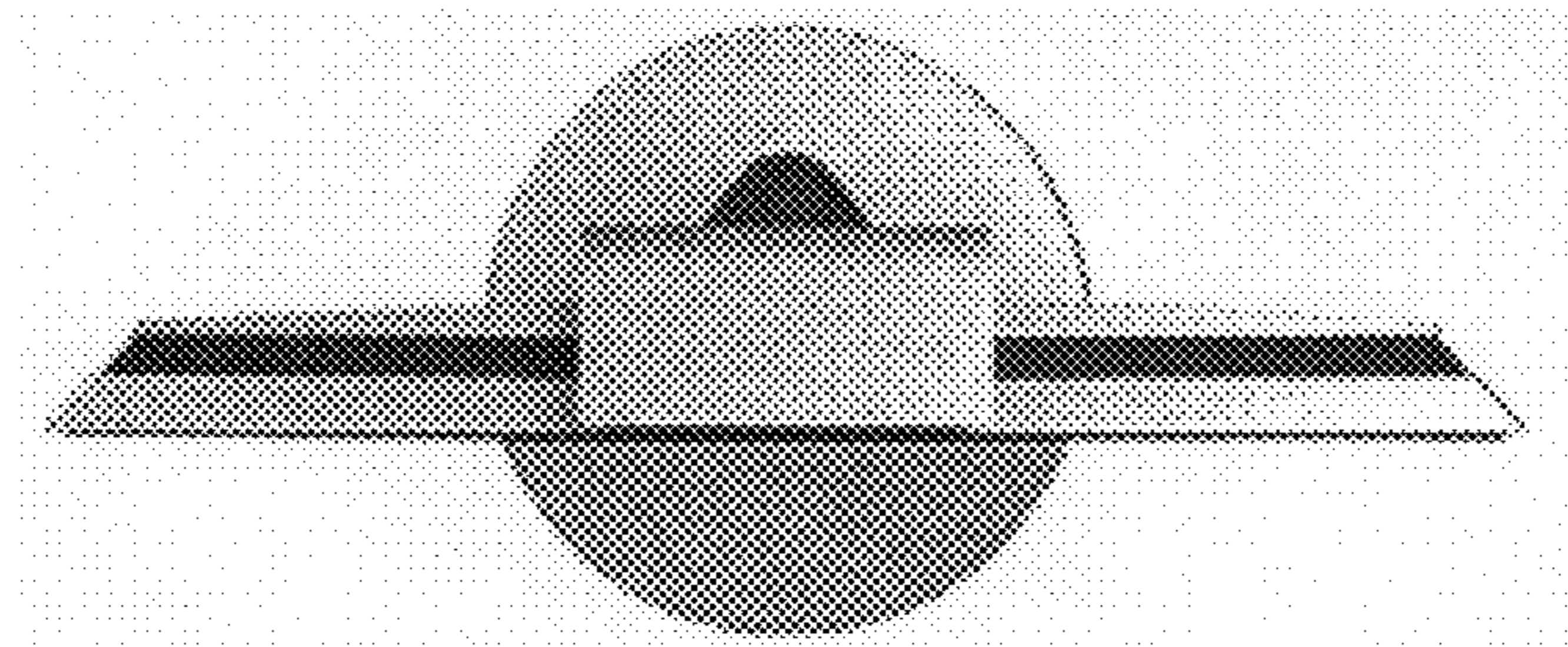


Fig.5

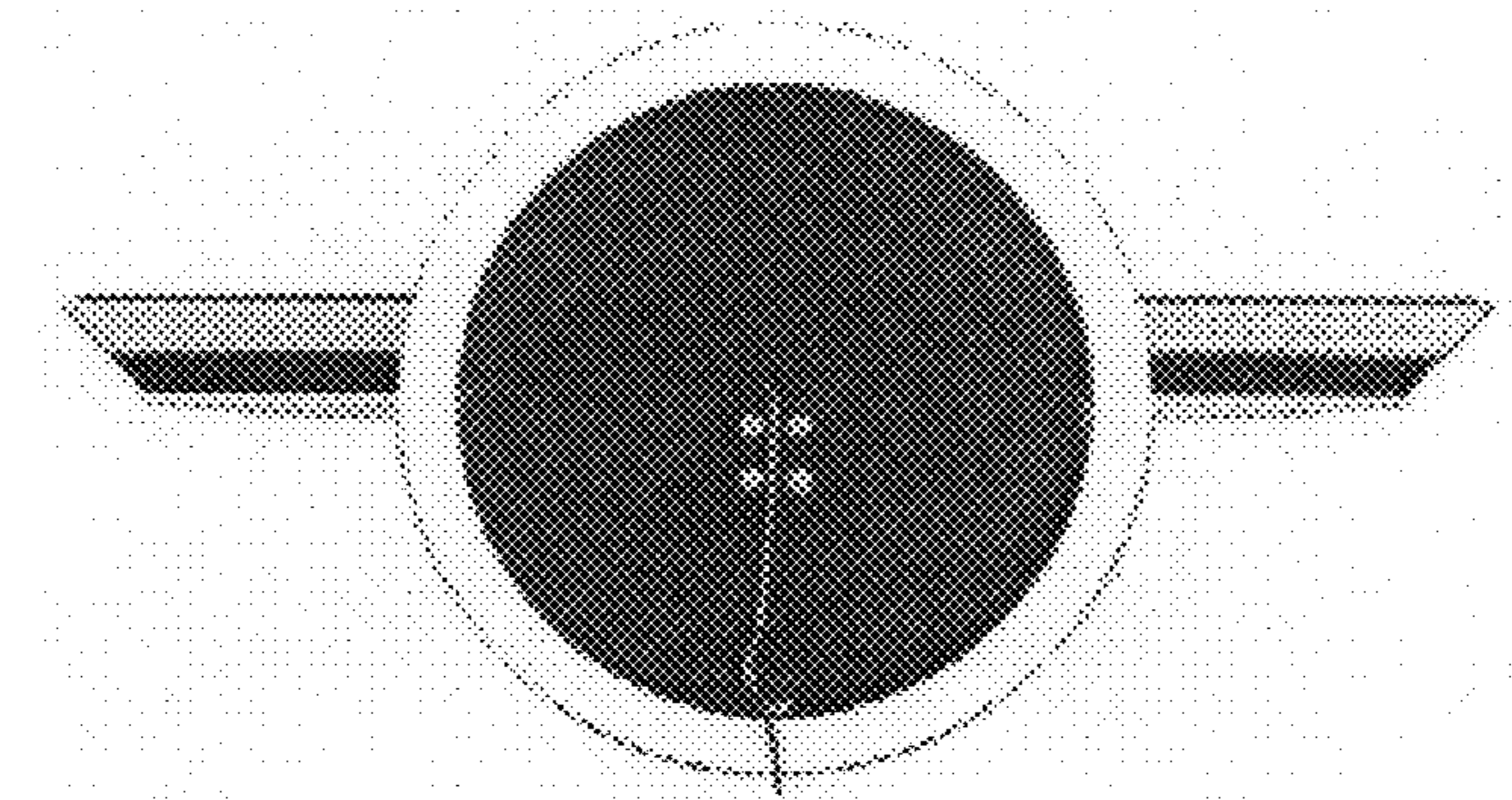


Fig.6




Fig.7

