



US00D551183S

(12) **United States Design Patent** (10) **Patent No.:** **US D551,183 S**
Park et al. (45) **Date of Patent:** **** Sep. 18, 2007**

(54) **FRONT PORTION OF A SET TOP BOX**

D483,729 S * 12/2003 Huang et al. D14/136

(75) Inventors: **Yun-Jin Park**, Seoul (KR); **Dae-Joung Kim**, Seoul (KR); **Sung-Jin Yum**, Seoul (KR)

(73) Assignee: **Samsung Electronics Co., Ltd.**, Kyunggi-do (KR)

(**) Term: **14 Years**

(21) Appl. No.: **29/256,400**

(22) Filed: **Mar. 20, 2006**

(51) **LOC (8) Cl.** **14-03**

(52) **U.S. Cl.** **D14/125; D14/239**

(58) **Field of Classification Search** D14/125-134, D14/299, 356, 361-363, 365, 496, 135, 136, D14/239; 348/10, 460; 361/690-696; 312/208.1, 312/223.2

See application file for complete search history.

(56) **References Cited**

U.S. PATENT DOCUMENTS

D307,910 S	*	5/1990	Tominaga et al.	D14/299
D340,232 S	*	10/1993	Yoshida	D14/422
D345,970 S	*	4/1994	Kawamoto	D14/125
D349,719 S	*	8/1994	Ohta	D17/9
D357,287 S	*	4/1995	Feng	D21/332
D368,088 S	*	3/1996	Cha	D14/135
D407,393 S	*	3/1999	Kazama	D14/125
D412,905 S	*	8/1999	Miyazaki et al.	D14/156
D459,709 S	*	7/2002	Kojima et al.	D14/136
D466,875 S	*	12/2002	Kita	D14/125
D470,465 S	*	2/2003	Lee	D14/125

OTHER PUBLICATIONS

U.S. Appl. No. 29/241,721, Applicants: Yun-Jin Park, et al., filed Oct. 31, 2005 entitled Setop Box.

U.S. Appl. No. 29/241,720, Applicant: Jung-Hyun Park, filed Oct. 31, 2005 entitled A/V Receiver.

U.S. Appl. No. 29/241,753, Applicants: Yun-Jin Park, et al., filed Oct. 31, 2005 entitled Setop Box.

U.S. Appl. No. 29/236,118, Applicants: Sang-Sung Woo, et al., filed Aug. 11, 2005 entitled Setop Box.

U.S. Appl. No. 29/241,752, Applicant: Jung-Hyun Park, filed Oct. 31, 2005 entitled Setop Box.

* cited by examiner

Primary Examiner—Raphael Barkai

Assistant Examiner—Randall H. Gholson

(74) *Attorney, Agent, or Firm*—Flynn, Thiel, Boutell & Tanis, P.C.

(57) **CLAIM**

The ornamental design for a front portion of a set top box, as shown and described.

DESCRIPTION

FIG. 1 is a top front perspective view of a front portion of a setop box showing our new design;

FIG. 2 is a front elevational view thereof;

FIG. 3 is a rear elevational view thereof;

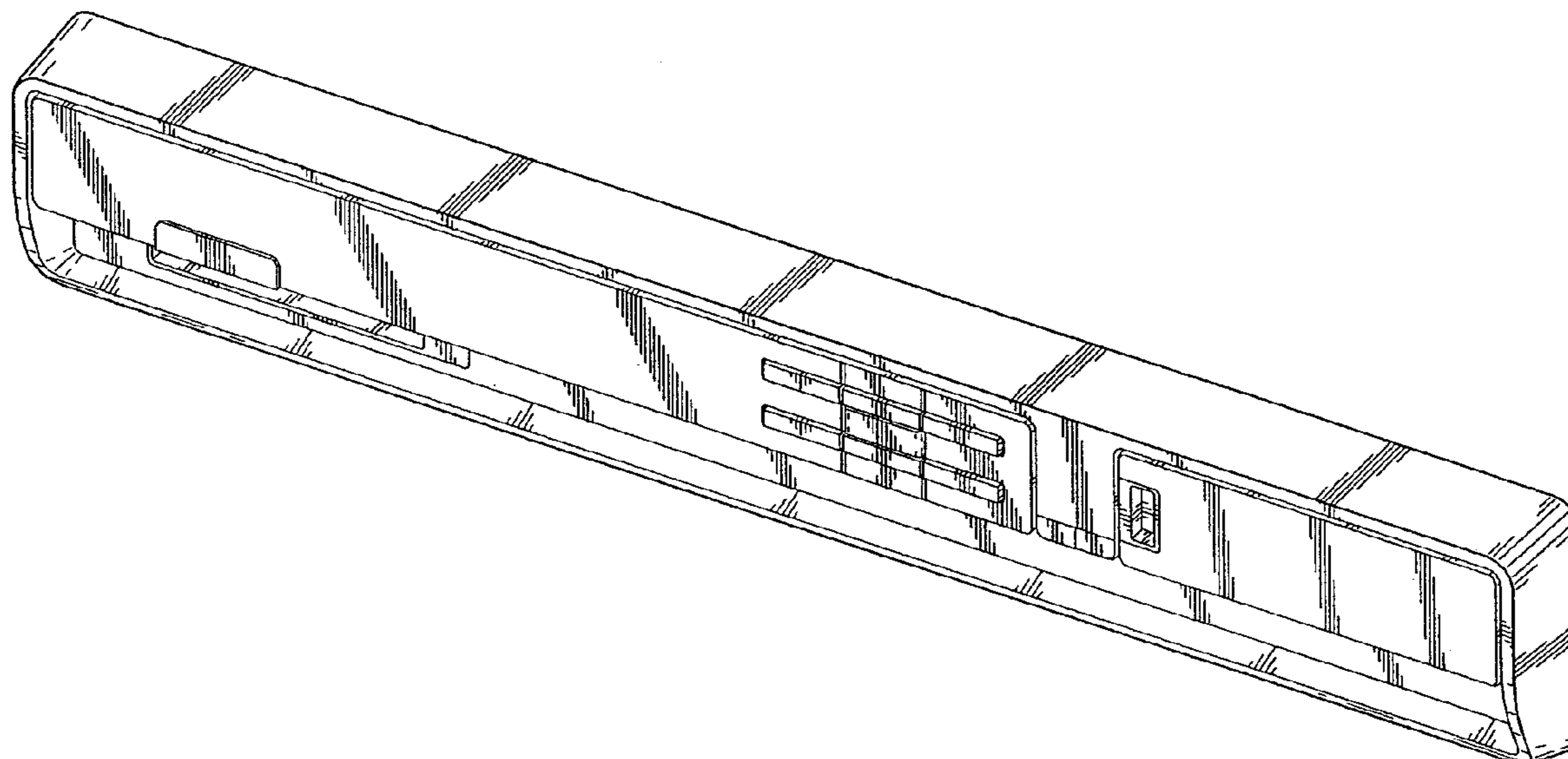
FIG. 4 is a left side elevational view thereof;

FIG. 5 is a right side elevational view thereof;

FIG. 6 is a top plan view thereof; and,

FIG. 7 is a bottom plan view thereof.

1 Claim, 4 Drawing Sheets



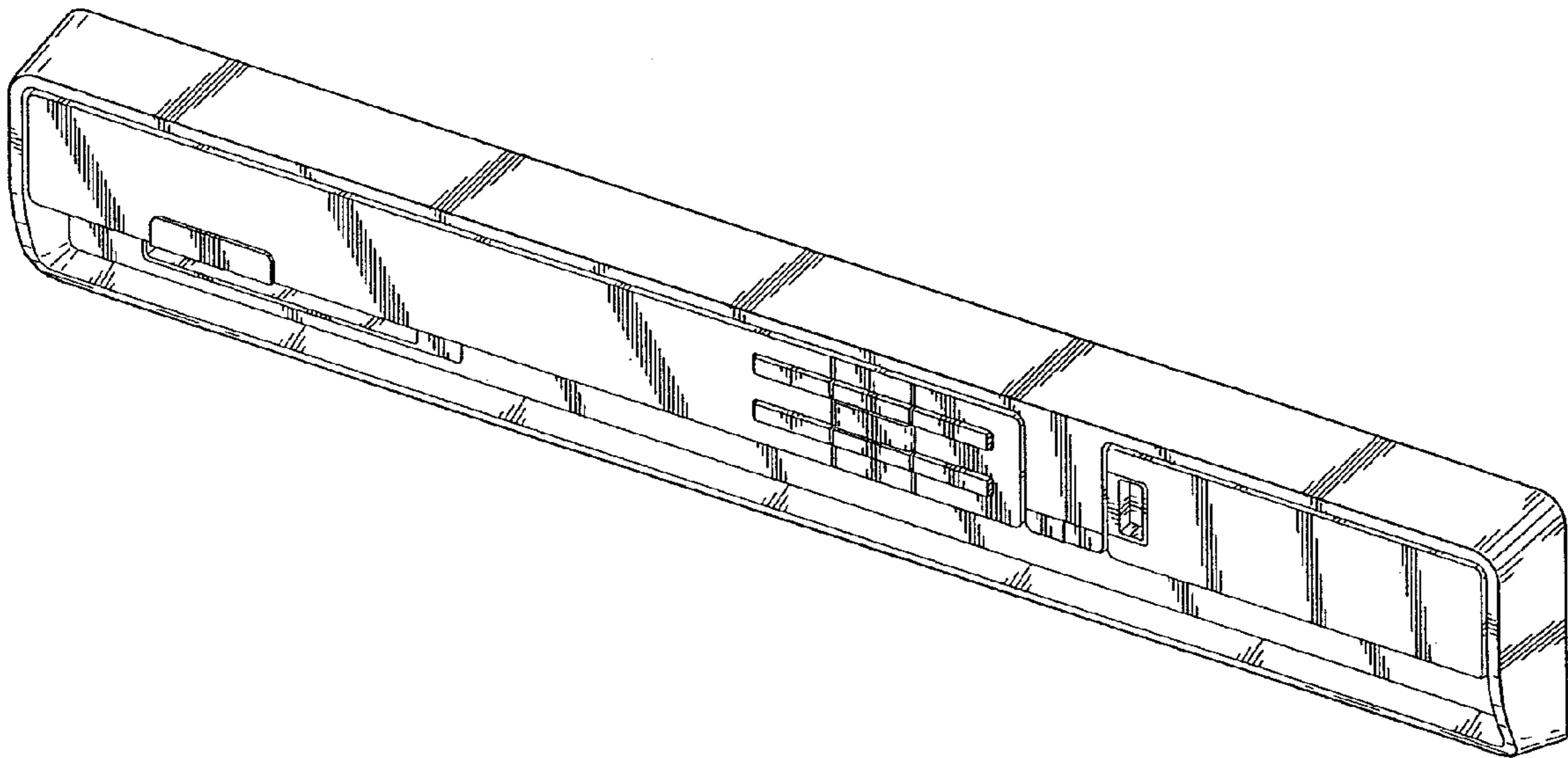


FIG. 1

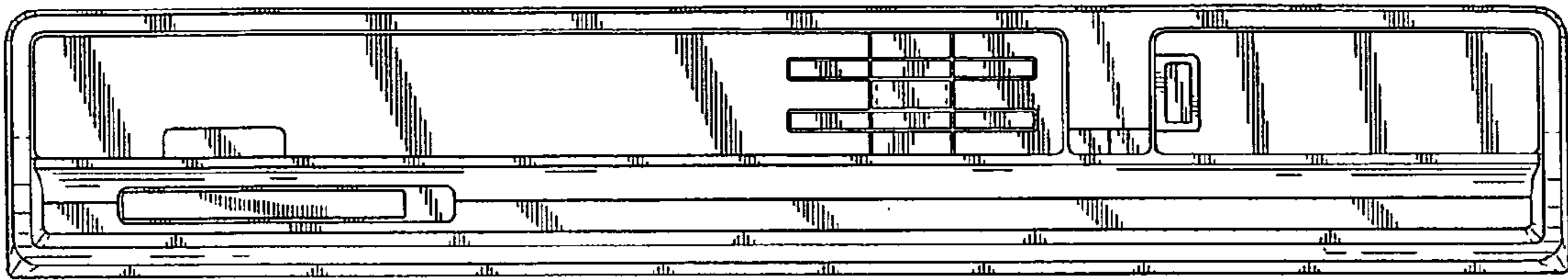


FIG. 2




FIG. 3



FIG. 4

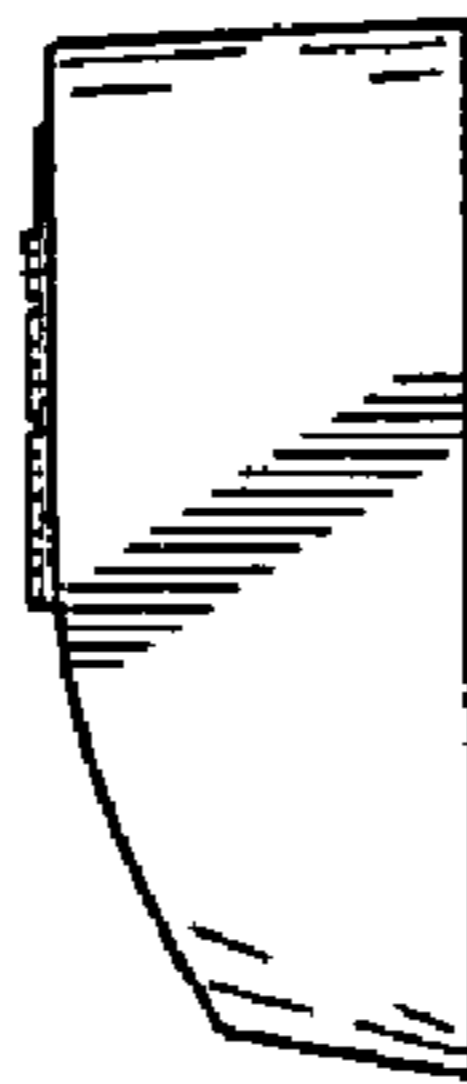


FIG. 5



FIG. 6




FIG. 7