



US00D551160S

(12) **United States Design Patent** (10) **Patent No.:** **US D551,160 S**  
**Hutz et al.** (45) **Date of Patent:** **\*\* Sep. 18, 2007**

(54) **TIRE TREAD**

(75) Inventors: **John Anthony Hutz**, Greer, SC (US);  
**Michel Jean Boulez**, Greenville, SC  
(US)

(73) Assignee: **Michelin Recherche et Technique**  
(CH)

(\*\*) Term: **14 Years**

(21) Appl. No.: **29/238,554**

(22) Filed: **Sep. 16, 2005**

(51) **LOC (8) Cl.** ..... **12-15**

(52) **U.S. Cl.** ..... **D12/600**

(58) **Field of Classification Search** ..... D12/544,  
D12/546, 560, 561, 566, 567, 579, 581, 582,  
D12/583, 593, 594, 600, 602, 603; 152/209.1,  
152/209.12, 209.18, 209.25

See application file for complete search history.

(56) **References Cited**

**U.S. PATENT DOCUMENTS**

D367,450 S	*	2/1996	Kolowski et al. ....	D12/600
D381,945 S		8/1997	Manestar .....	D12/147
D382,525 S		8/1997	Manestar .....	D12/147
D390,516 S	*	2/1998	Lassan et al. ....	D12/600
D391,205 S	*	2/1998	Schad et al. ....	D12/600
D402,935 S		12/1998	Oliver .....	D12/146
D495,293 S	*	8/2004	Tahira .....	D12/600
D498,208 S	*	11/2004	Cazin-Bourguignon et al.	D12/600
D520,939 S	*	5/2006	Allen et al. ....	D12/600

**OTHER PUBLICATIONS**

Duralon Commuter Tire, 2004 Tread Design Guide, Jan. 2004, p. 22. 1/2.\*  
Hankook Dynapro At RF08 Tire, 2004 Tread Design Guide, Jan. 2004, p. 30. 4/1.\*  
Kumho 791 Touring A/S Tire, 2004 Tread Design Guide, Jan. 2004, p. 34. 4/2.\*

Merit All Country Tire, 2004 Tread Design Guide, Jan. 2004, p. 89. 2/5.\*  
Tread Design Guide, 1991, pp. 26, DOUGLAS High Rider Radial RV (1).  
Tread Design Guide, 1991, pp. 32, General XP200 MS.  
Tread Design Guide, 1991, pp. 137, Stratton All Season King Stl. Rad.  
Tread Design Guide, 1996, pp. 25, DURALON Widetrack Radial Baja A/T.  
Tread Design Guide, 1996, pp. 66, Sigma PR812.  
Tread Design Guide, 1996, pp. 80, ATLAS Widetrack Highway.  
Tread Design Guide, 1996, pp. 116, SPARTAN All Season King Steel Radial.

\* cited by examiner

*Primary Examiner*—Robert M. Spear  
(74) *Attorney, Agent, or Firm*—E. Martin Remick; Frank J. Campigotto; Adam Arnold

(57) **CLAIM**

The ornamental design for a tire tread, as shown and described.

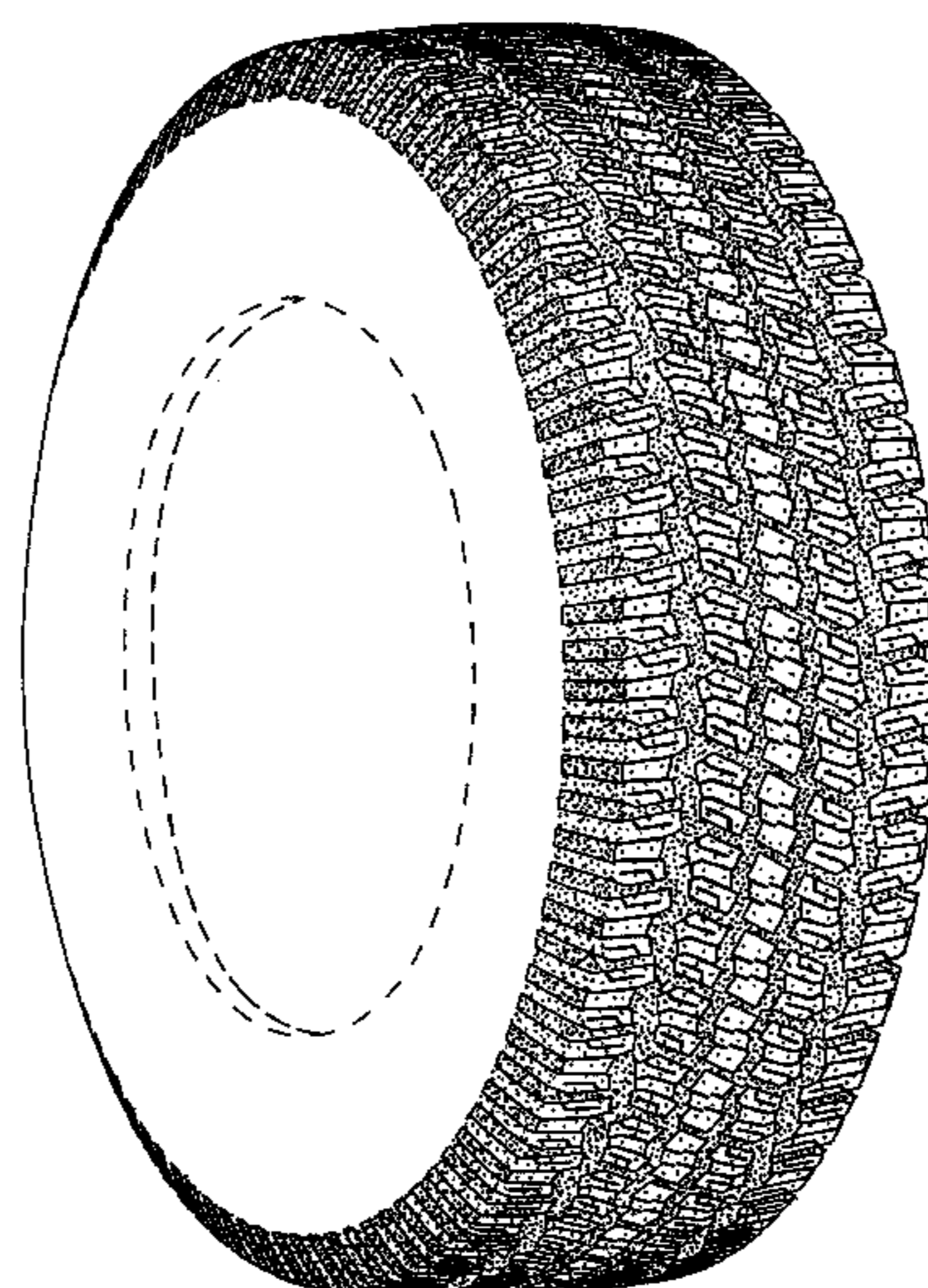
**DESCRIPTION**

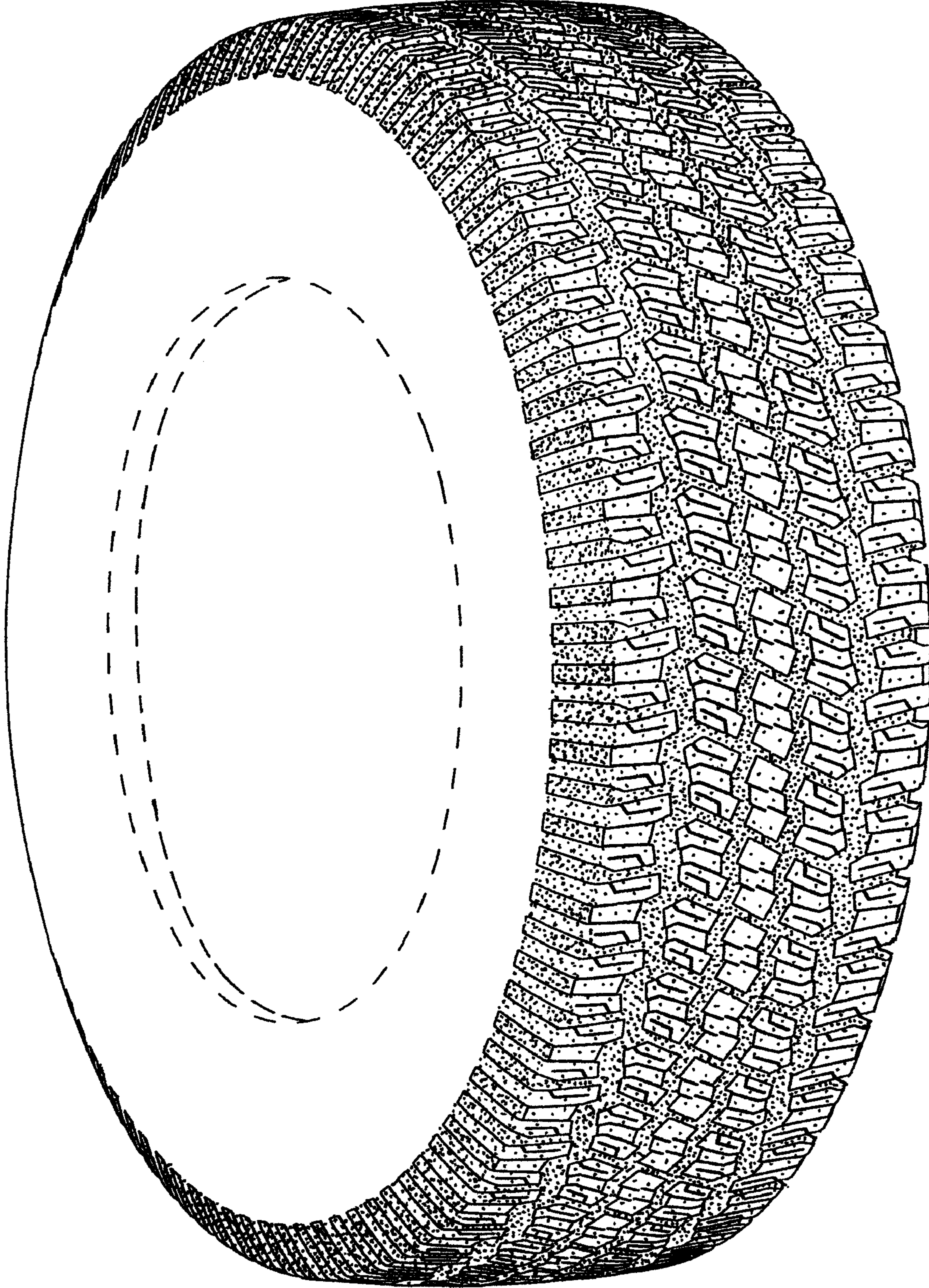
FIG. 1 is a perspective view of a tire tread showing my new design, it being understood that the tread pattern repeats circumferentially throughout the outer circumference and shoulder of a tire, the opposite side perspective view being identical thereto; and,

FIG. 2 is an enlarged fragmentary front elevation view of the tire tread thereof.

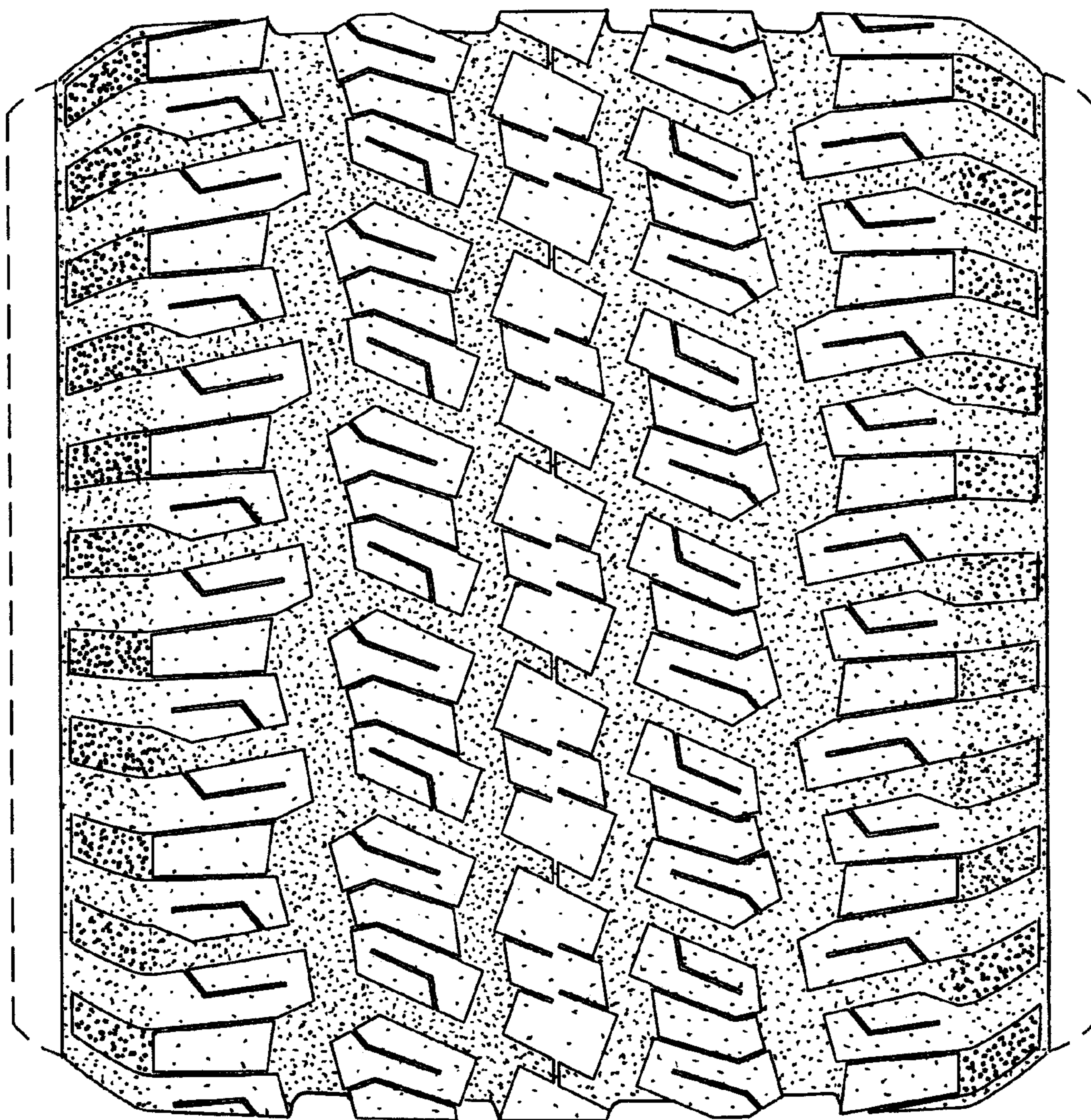
In the drawings, the dark stippled surface shading represents the recessed groove portions of the tire tread having a depth as best illustrated along the right edge of FIG. 1. The broken line disclosure of the tire sidewall and inner bead is for illustrative purposes only and forms no part of the claimed design.

**1 Claim, 2 Drawing Sheets**





*Fig. 1*



*Fig. 2*