US00D551156S

(12) United States Design Patent

Shinohara et al.

(10) Patent No.: US D551,156 S
(45) Date of Patent: ** Sep. 18, 2007

(54) **TIRE TREAD**

(75) Inventors: **Kazunori Shinohara**, Copley, OH (US); **Iwao Uenoyama**, Ibaraki (JP)

(73) Assignee: **The Goodyear Tire & Rubber Company**, Akron, OH (US)

(**) Term: **14 Years**

(21) Appl. No.: **29/256,086**

(22) Filed: **Mar. 15, 2006**

(51) **LOC (8) Cl.** **12-15**

(52) **U.S. Cl.** **D12/521**; D12/522; D12/523

(58) **Field of Classification Search** D12/505, D12/507, 508, 512, 514, 515, 516, 517, 518, D12/519, 521, 522, 523, 524, 526, 527, 528, D12/529, 530, 531, 532; 152/509.1, 209.8, 152/455

See application file for complete search history.

(56) **References Cited**

U.S. PATENT DOCUMENTS

D490,047	S		5/2004	Heinen et al.	D12/524
D490,048	S		5/2004	Heinen et al.	D12/524
D490,049	S		5/2004	Heinen et al.	D12/524
D512,012	S		11/2005	Delu et al.	D12/517
D512,013	S		11/2005	Delu et al.	D12/517
D524,231	S	*	7/2006	Marazzi et al.	D12/521
D524,233	S	*	7/2006	Marazzi et al.	D12/521
D524,235	S	*	7/2006	Marazzi et al.	D12/523
D524,236	S	*	7/2006	Marazzi et al.	D12/524
D531,108	S	*	10/2006	Marazzi et al.	D12/523
2005/0173035	A1	*	8/2005	Heinen	152/209.8
2006/0137789	A1	*	6/2006	Shirouzu	152/209.8

* cited by examiner

Primary Examiner—Robert M. Spear
(74) *Attorney, Agent, or Firm*—Richard B. O'Planick

(57) **CLAIM**

The ornamental design for a tire tread, as shown and described.

DESCRIPTION

FIG. **1** is a perspective view of a tire tread showing our new design, it being understood that the pattern repeats uniformly throughout the circumference of the tread;

FIG. **2** is a front elevational view thereof;

FIG. **3** is a right side elevational view thereof;

FIG. **4** is a left side elevational view thereof; and,

FIG. **5** is an enlarged fragmentary front elevational view thereof.

In the drawings, the broken lines defining the sidewall, inner bead and the peripheral boundary between the tire tread and the sidewall are for illustrative purposes only and form no part of the claimed design.

1 Claim, 5 Drawing Sheets

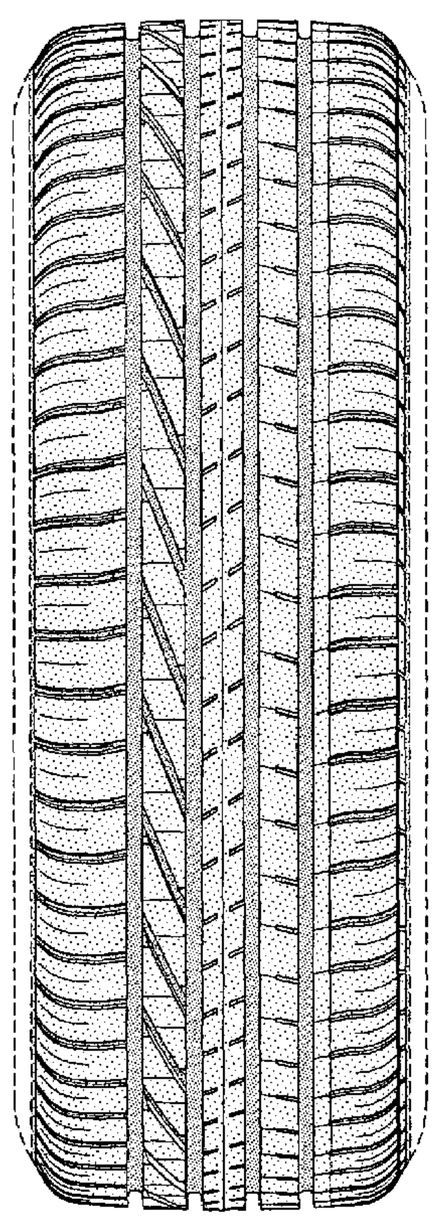

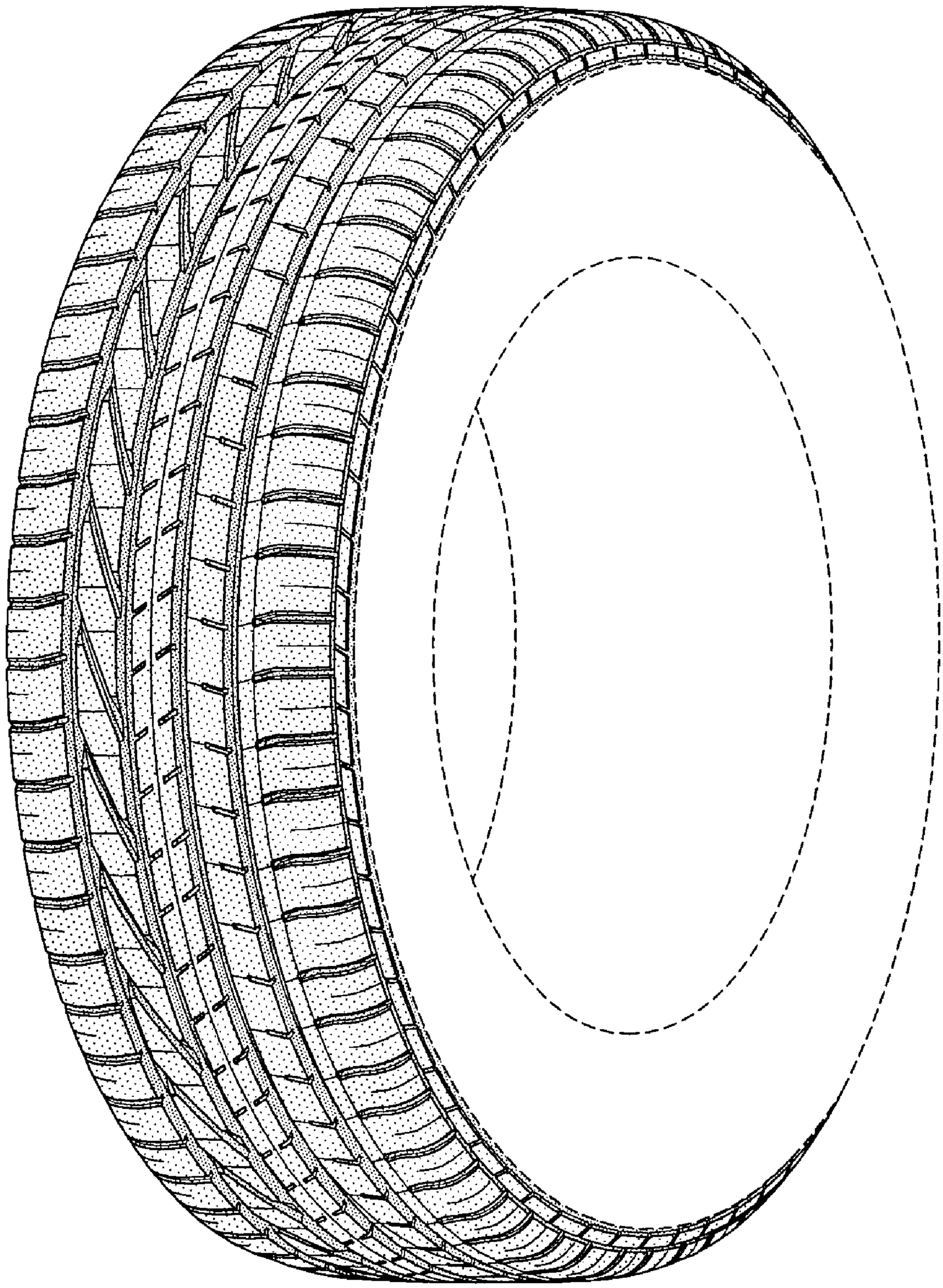

FIG-1

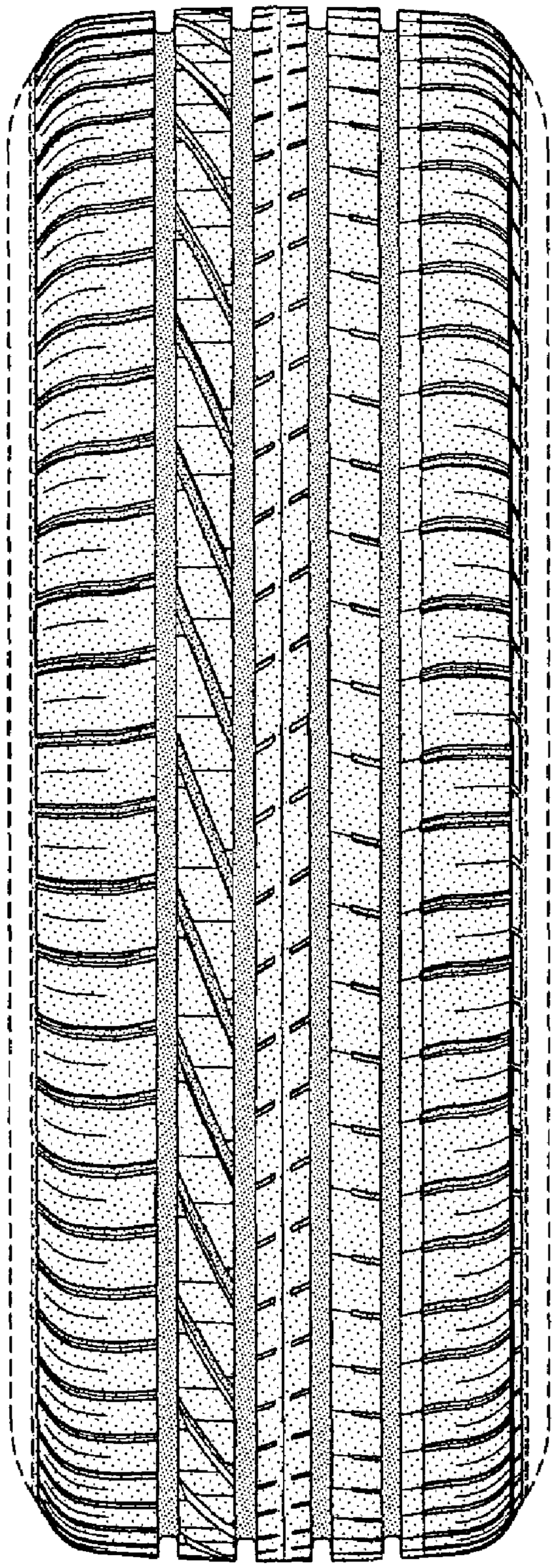

FIG-2

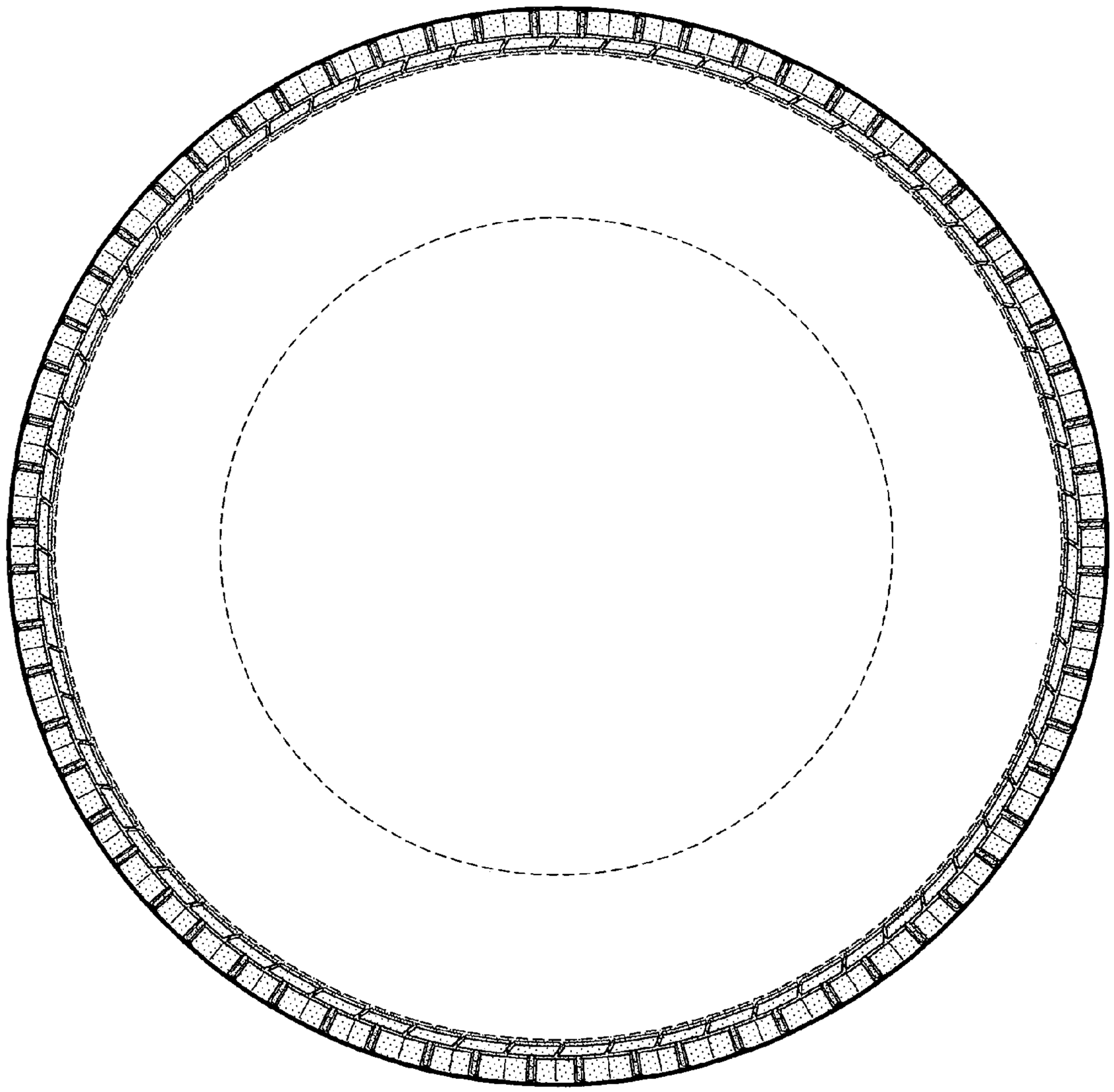

FIG-3

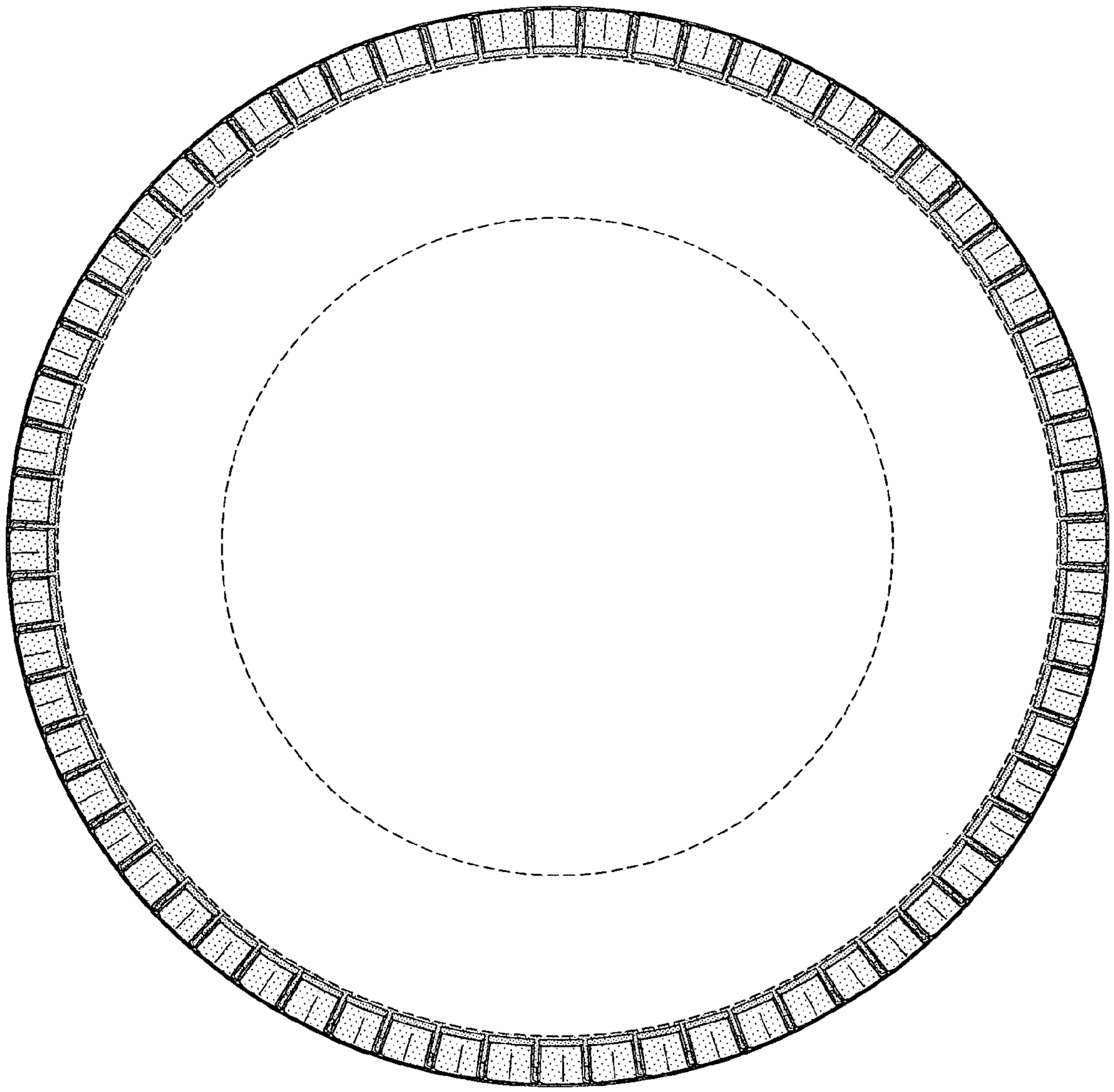

FIG-4

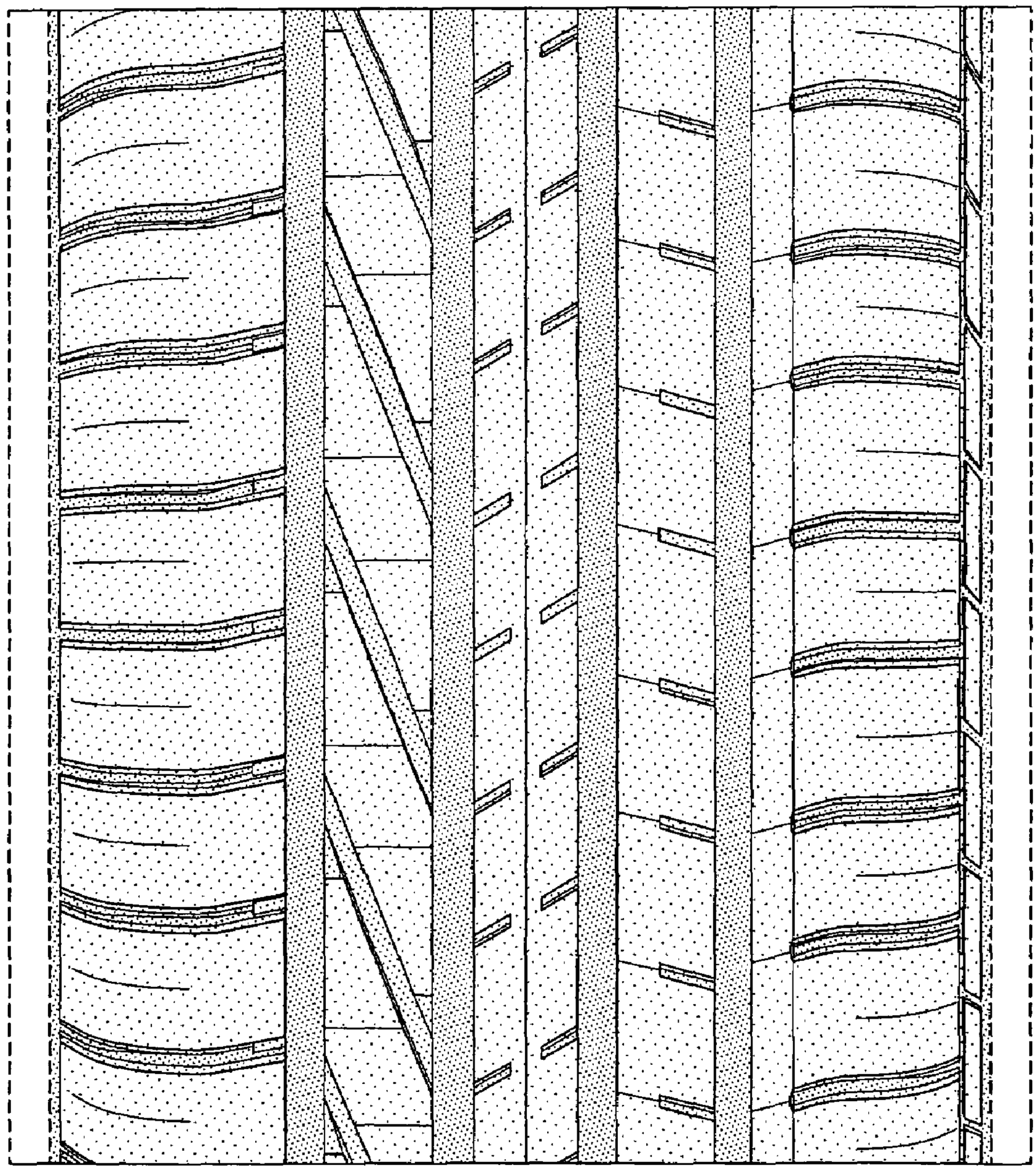

FIG-5