



US00D551137S

(12) **United States Design Patent**
Manfredini

(10) **Patent No.:** **US D551,137 S**

(45) **Date of Patent:** **** Sep. 18, 2007**

(54) **REAR BUMPER**

D516,974 S * 3/2006 Baum D12/169
D533,487 S * 12/2006 Truebsbach D12/169

(75) Inventor: **Maurizio Manfredini**, Maranello (IT)

* cited by examiner

(73) Assignee: **Ferrari S.p.A.**, Modena (IT)

Primary Examiner—Melody N. Brown

(**) Term: **14 Years**

(74) *Attorney, Agent, or Firm*—Cowan, Liebowitz & Latman, PC

(21) Appl. No.: **29/264,195**

(57) **CLAIM**

(22) Filed: **Aug. 4, 2006**

The ornamental design for a rear bumper, as shown and described.

(30) **Foreign Application Priority Data**

Feb. 6, 2006 (EM) 000475132

DESCRIPTION

(51) **LOC (8) Cl.** **12-16**

FIG. 1 is a front view of the rear bumper showing my design thereof;

(52) **U.S. Cl.** **D12/169**

FIG. 2 is a top view thereof;

(58) **Field of Classification Search** D12/90-92,

FIG. 3 is a rear view thereof;

D12/86, 169, 196, 163; 296/180.1, 180.2;

FIG. 4 is a bottom view thereof;

293/102, 113, 115, 117, 120

FIG. 5 is a right side view thereof;

See application file for complete search history.

FIG. 6 is a left side view thereof; and,

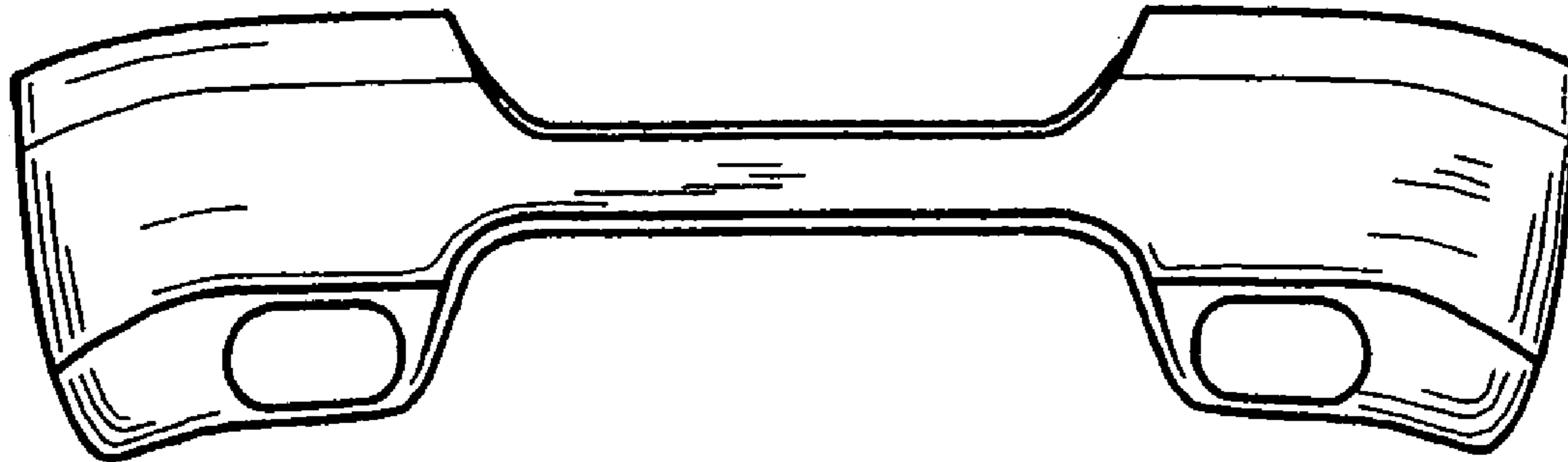
(56) **References Cited**

FIG. 7 is a perspective view thereof.

U.S. PATENT DOCUMENTS

D418,099 S * 12/1999 Sacco et al. D12/196

1 Claim, 1 Drawing Sheet



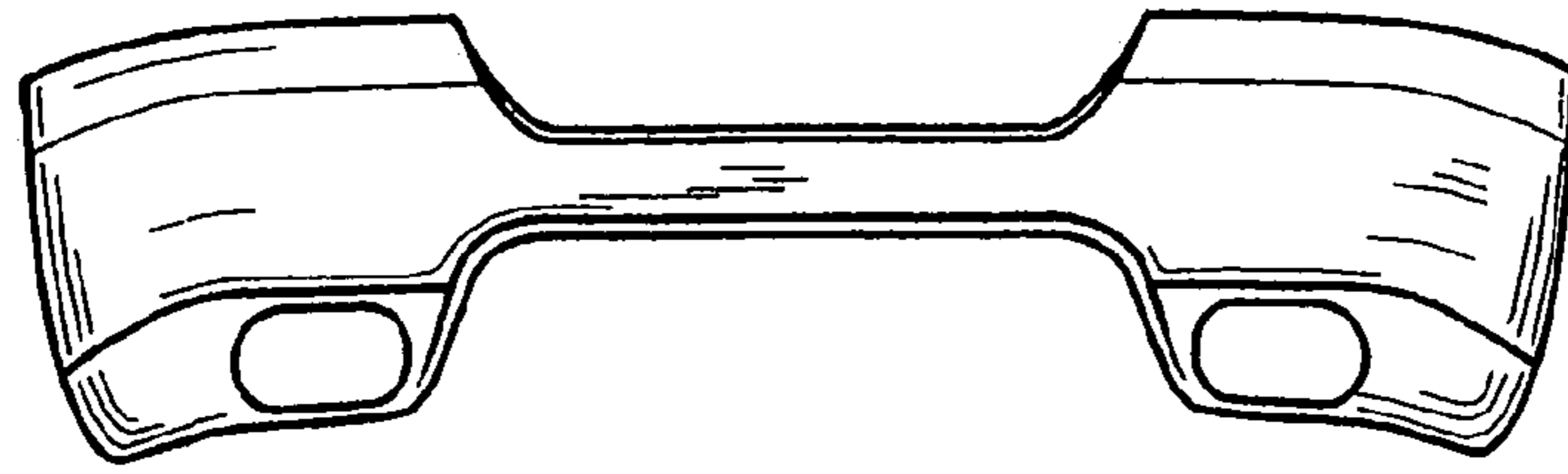


FIG. 1

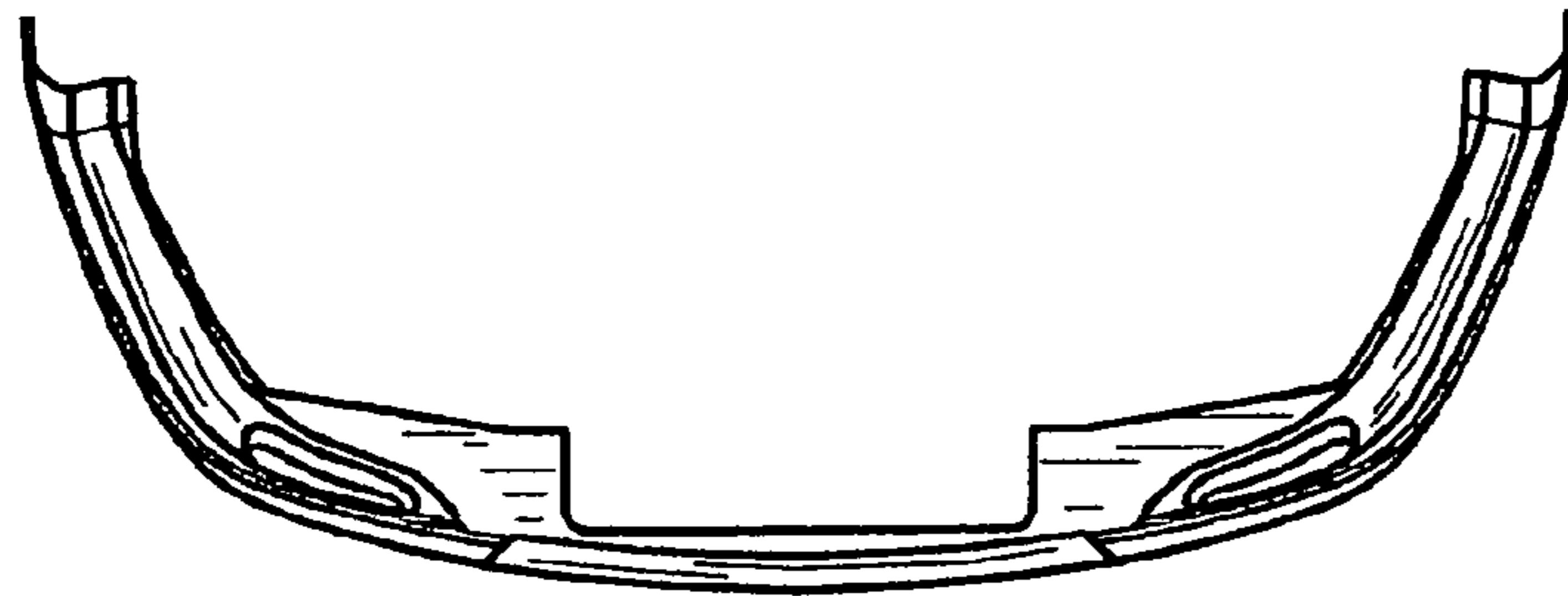


FIG. 2




FIG. 3

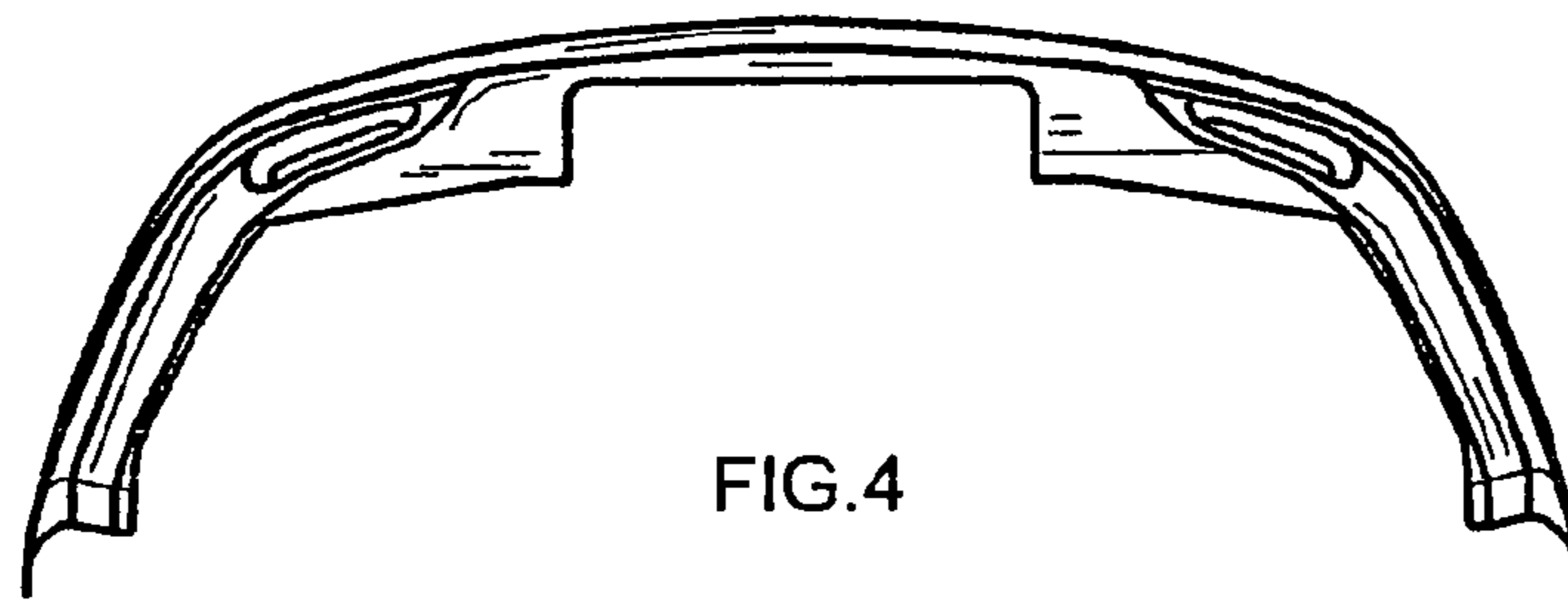


FIG. 4

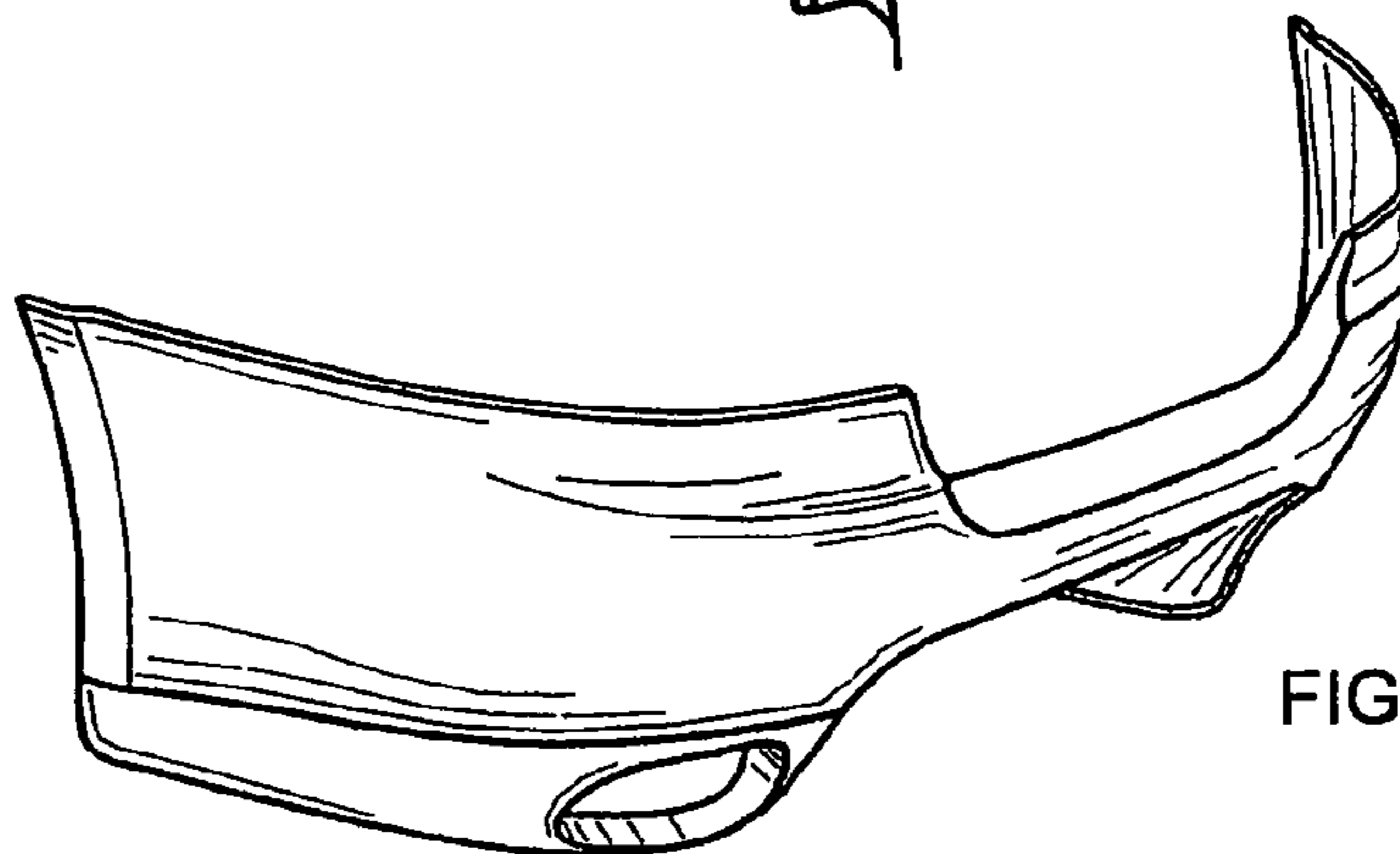


FIG. 7




FIG. 5




FIG. 6