



US00D551103S

(12) **United States Design Patent**  
**Hebert et al.**

(10) **Patent No.:** **US D551,103 S**

(45) **Date of Patent:** **\*\* Sep. 18, 2007**

(54) **PESTICIDE DETECTOR**

2006/0244962 A1\* 11/2006 Sadeghi et al. .... 356/320

(75) Inventors: **Raphael Vincent Hebert**, San Jose, CA (US); **Jon Paul Moriconi**, Scotts Valley, CA (US)

\* cited by examiner

*Primary Examiner*—Antoine D. Davis  
(74) *Attorney, Agent, or Firm*—Edward S. Wright

(73) Assignee: **Bio-Chek LLC**, Carmel, CA (US)

(57) **CLAIM**

(\*\*) Term: **14 Years**

The ornamental design for a pesticide detector, as shown and described.

(21) Appl. No.: **29/237,692**

(22) Filed: **Sep. 1, 2005**

**DESCRIPTION**

(51) **LOC (8) Cl.** ..... **10-04**

FIG. 1 is an isometric view of a pesticide detector showing our new design;

(52) **U.S. Cl.** ..... **D10/81**

FIG. 2 is a front elevational view thereof;

(58) **Field of Classification Search** ..... D10/81;  
356/320

FIG. 3 is a top plan view thereof;

See application file for complete search history.

FIG. 4 is a right side elevational view thereof, the left side being a mirror image of the right side;

(56) **References Cited**


**U.S. PATENT DOCUMENTS**

D225,005 S \* 10/1972 Greene ..... D10/81  
D338,417 S \* 8/1993 Van Aken et al. .... D10/81


FIG. 5 is a rear elevational view thereof; and,

FIG. 6 is a bottom plan view thereof.


**1 Claim, 2 Drawing Sheets**




**Fig. 1**




**Fig. 2**




**Fig. 3**



**Fig. 4**



**Fig. 5**



**Fig. 6**

