



US00D551097S

(12) **United States Design Patent**
Modolo

(10) **Patent No.:** **US D551,097 S**

(45) **Date of Patent:** **** Sep. 18, 2007**

(54) **WRISTWATCH**

(75) Inventor: **Dino Modolo**, La Chaux-de-Fonds
(CH)

(73) Assignee: **Luxury Timepieces Internationsl SA**,
Cortailod (CH)

(**) Term: **14 Years**

(21) Appl. No.: **29/267,208**

(22) Filed: **Oct. 10, 2006**

(30) **Foreign Application Priority Data**

Jun. 21, 2006 (CH) 132888

(51) **LOC (8) Cl.** **10-02**

(52) **U.S. Cl.** **D10/32**

(58) **Field of Classification Search** D10/30-39,
D10/122-132; D11/3, 12; 368/276, 281,
368/282, 285; 63/3, 4

See application file for complete search history.

(56) **References Cited**

U.S. PATENT DOCUMENTS

D84,000 S * 4/1931 Schwab D11/12
D84,303 S * 6/1931 Schwab D11/13
D109,338 S * 4/1938 Prestinari D11/24
2,226,329 A * 12/1940 Sterino 63/4

3,738,100 A * 6/1973 Hassman et al. 368/282
D310,335 S * 9/1990 Wunderman D10/32
D351,799 S * 10/1994 Bulgari D10/39
D382,494 S * 8/1997 Wunderman D10/32
D400,448 S * 11/1998 Wunderman D10/32
D439,525 S * 3/2001 Versace D10/30
D532,319 S * 11/2006 Bedat D10/32
D533,467 S * 12/2006 Modolo D10/31

* cited by examiner

Primary Examiner—Lucy Lieberman

(74) *Attorney, Agent, or Firm*—Sughrue Mion, PLLC

(57) **CLAIM**

The ornamental design for a wristwatch, as shown.

DESCRIPTION

FIG. 1 is a perspective view of the front and right side of a wristwatch showing my new design;

FIG. 2 is a front elevational view thereof;

FIG. 3 is a rear elevational view thereof;

FIG. 4 is a right side elevational view thereof;

FIG. 5 is a left side elevational view thereof;

FIG. 6 is a top plan view thereof; and,

FIG. 7 is a bottom plan view thereof.

1 Claim, 2 Drawing Sheets




FIG. 1




FIG. 2




FIG. 3

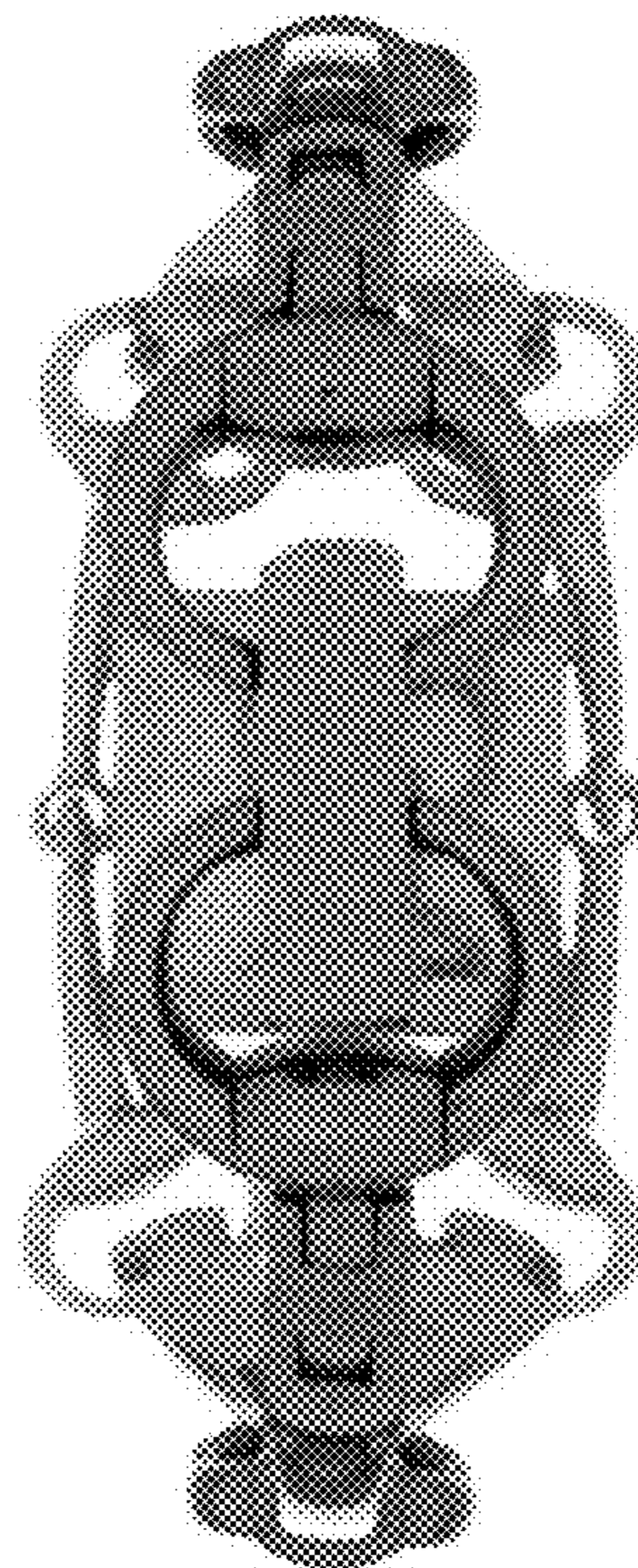


FIG. 4




FIG. 6




FIG. 5



FIG. 7

