



US00D551091S

(12) **United States Design Patent**  
**Shahsavarani**

(10) **Patent No.:** **US D551,091 S**

(45) **Date of Patent:** **\*\* Sep. 18, 2007**

(54) **FOOD PACKAGE ASSEMBLY**

(75) Inventor: **Farzad Shahsavarani**, River Forest, IL  
(US)

(73) Assignee: **Gourmet Kitchens, Inc.**, Chicago, IL  
(US)

(\*\*) Term: **14 Years**

(21) Appl. No.: **29/248,977**

(22) Filed: **Sep. 13, 2006**

(51) **LOC (8) Cl.** ..... **09-03**

(52) **U.S. Cl.** ..... **D9/761; D9/737**

(58) **Field of Classification Search** ..... D9/737,  
D9/761, 420, 422-426, 428, 429, 414-418;  
D7/554.2, 540, 602, 614, 629, 553.1-553.8;  
220/555-557, 500, 506, 528, 529, 23.83;  
206/223, 541, 557, 564; 426/106, 119, 120,  
426/127

See application file for complete search history.

(56) **References Cited**

**U.S. PATENT DOCUMENTS**

3,070,275	A *	12/1962	Bostrom	.....	229/4.5
D217,328	S *	4/1970	Bixler	.....	D9/425
D237,258	S *	10/1975	Mazzola	.....	D9/423
D292,887	S *	11/1987	Schouten	.....	D9/424
4,807,776	A *	2/1989	Cortopassi	.....	220/23.83
D354,436	S *	1/1995	Krupa	.....	D9/423
D444,058	S *	6/2001	Hampshire et al.	.....	D9/761
D513,979	S *	1/2006	Snedden et al.	.....	D9/425

D514,438	S *	2/2006	Snedden et al.	.....	D9/425
D514,439	S *	2/2006	Snedden et al.	.....	D9/425
D514,440	S *	2/2006	Snedden et al.	.....	D9/425
D514,441	S *	2/2006	Snedden et al.	.....	D9/425
D514,929	S *	2/2006	Snedden et al.	.....	D9/425
D514,930	S *	2/2006	Snedden et al.	.....	D9/425
D514,931	S *	2/2006	Snedden et al.	.....	D9/425
D514,952	S *	2/2006	Zerfas	.....	D9/737
D515,438	S *	2/2006	Baranowski et al.	.....	D9/737
D517,405	S *	3/2006	Snedden et al.	.....	D9/425

\* cited by examiner

*Primary Examiner*—Stella Reid

*Assistant Examiner*—Mark Goodwin

(74) *Attorney, Agent, or Firm*—Levenfeld Pearlstein, LLC

(57) **CLAIM**

The ornamental design for a food package assembly, as shown and described.

**DESCRIPTION**

FIG. 1 is a perspective view of a food package assembly embodying my new design;

FIG. 2 is an enlarged top view of thereof;

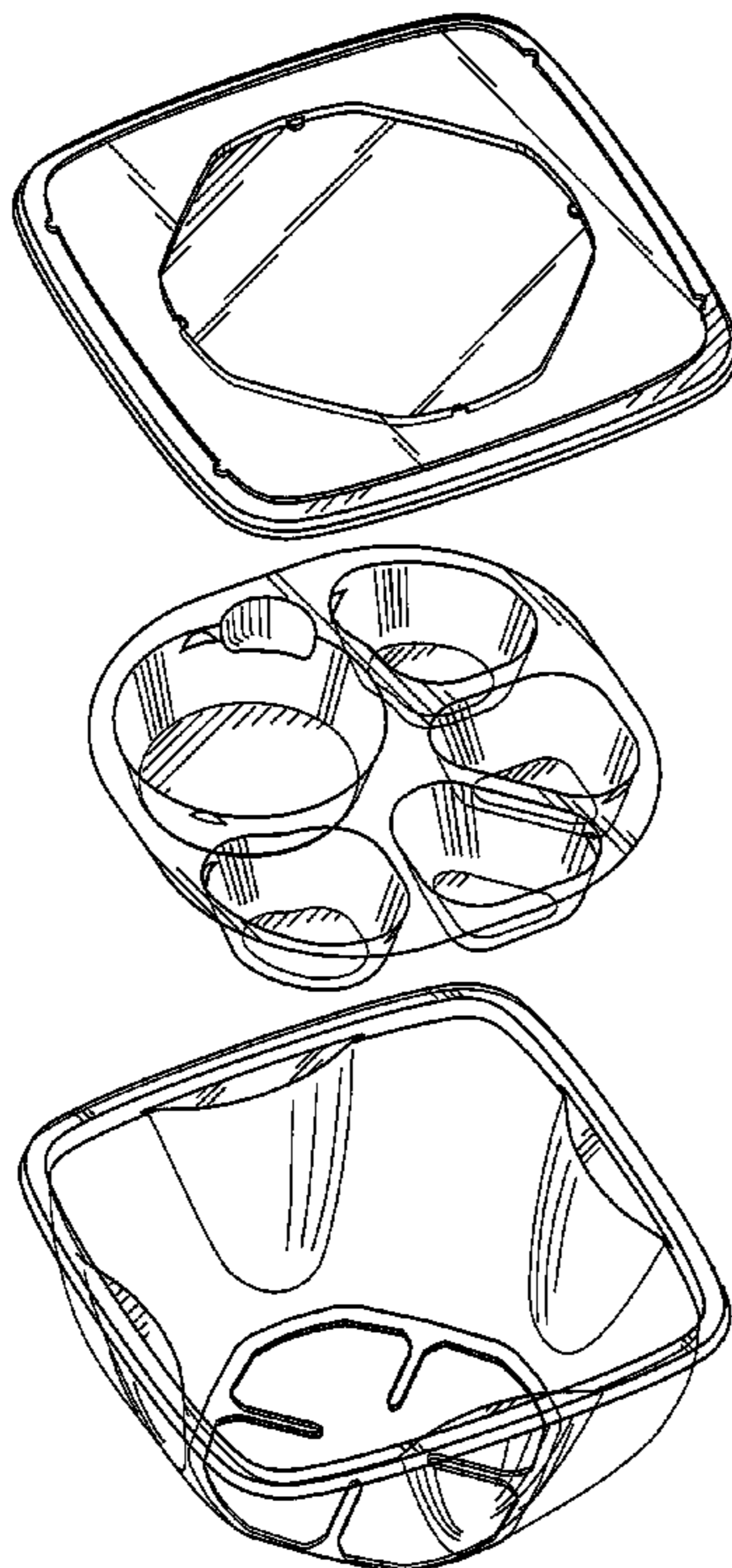
FIG. 3 is an enlarged side view, the opposite side being a mirror image thereof;

FIG. 4 is an enlarged front view thereof, the opposite side being a mirror image thereof;

FIG. 5 is an enlarged bottom view thereof; and,

FIG. 6 is a reduced exploded view thereof.

**1 Claim, 4 Drawing Sheets**



**Fig. 1**

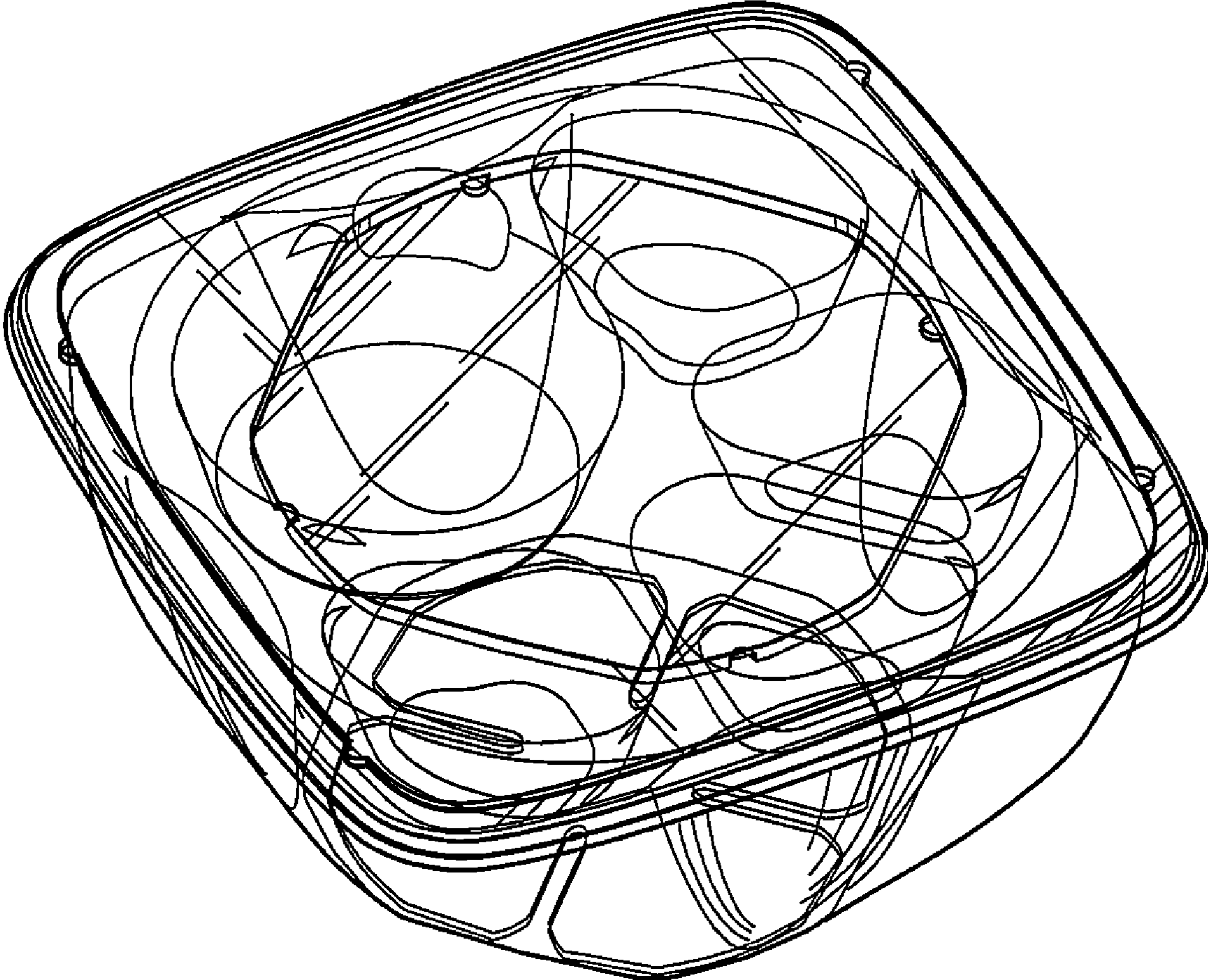


Fig. 2

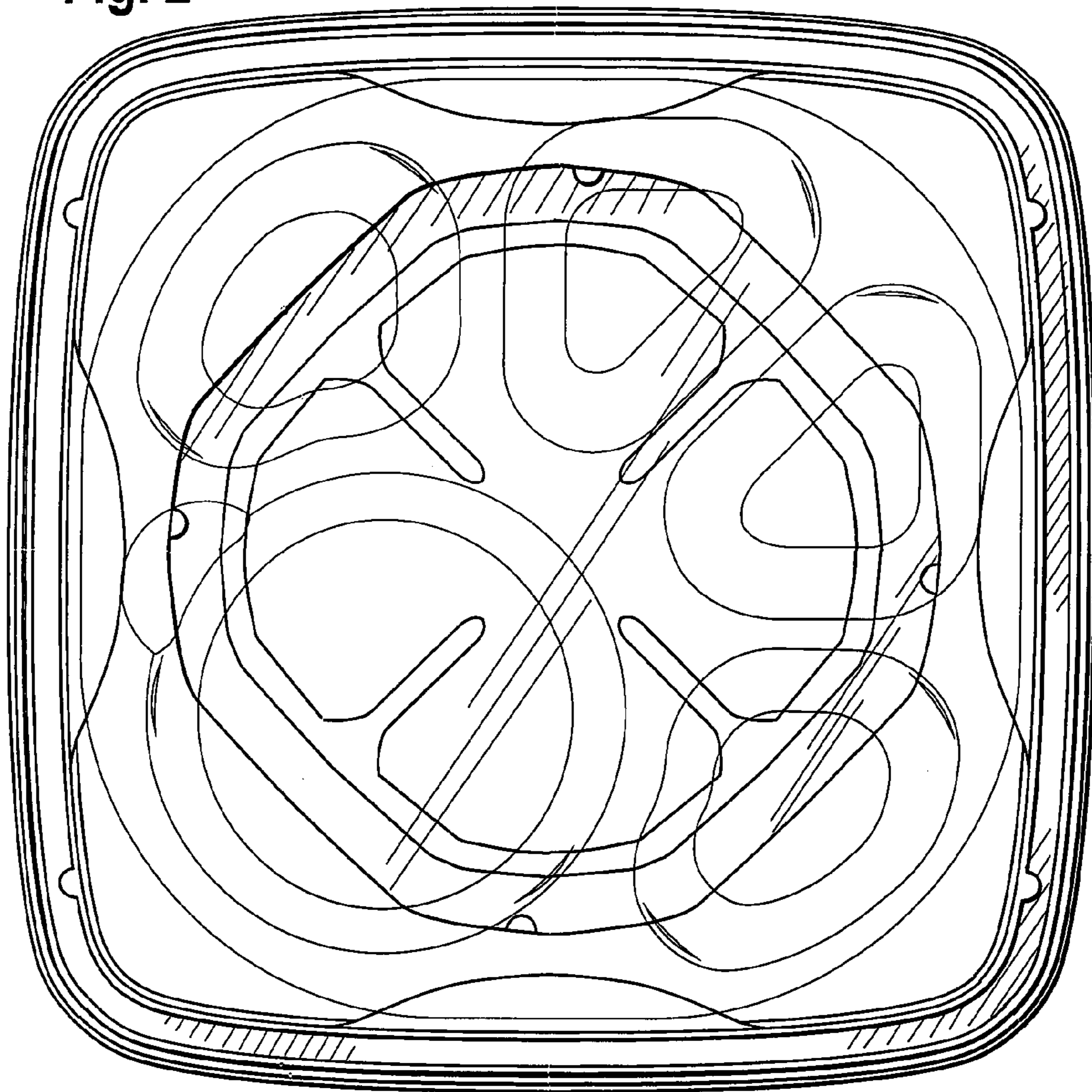
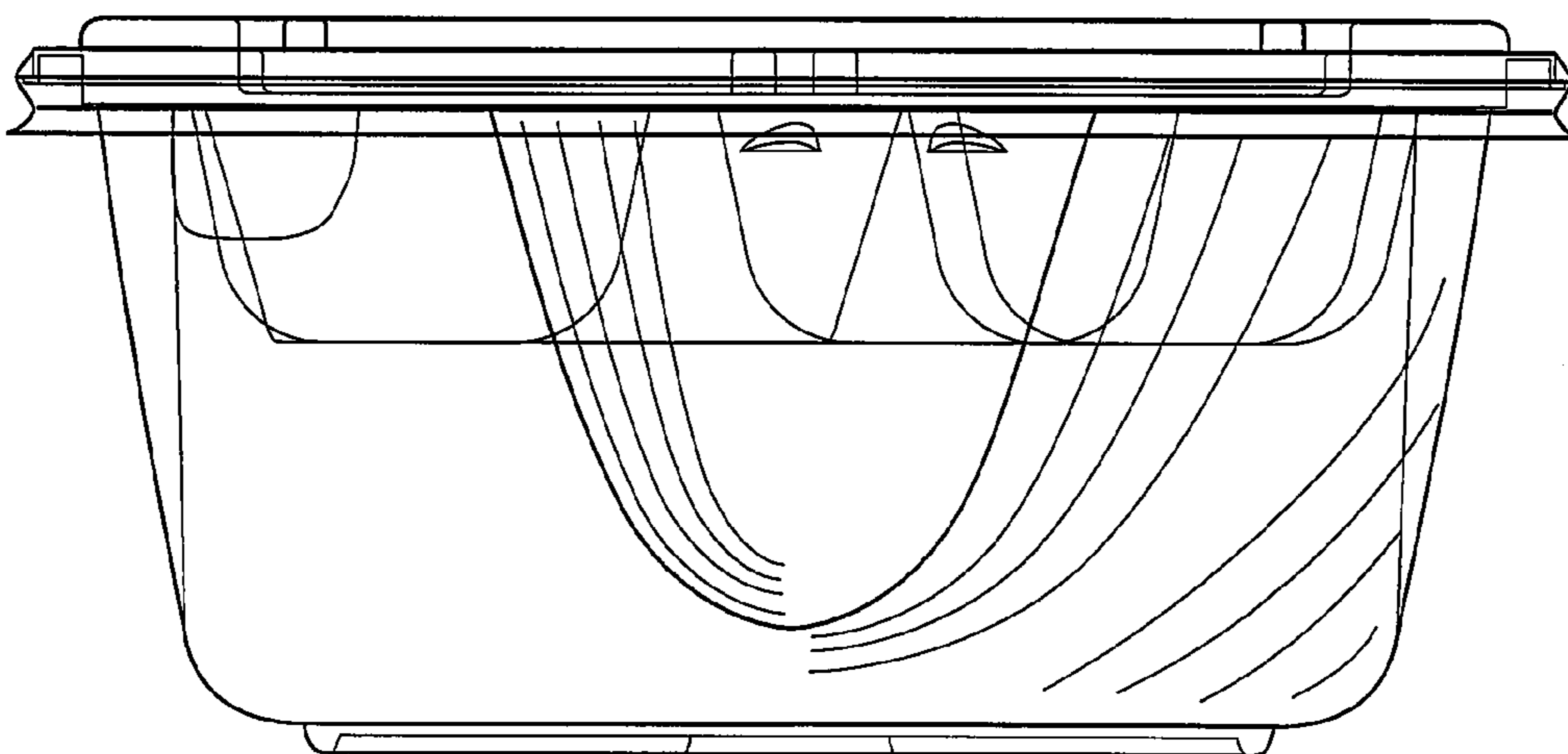
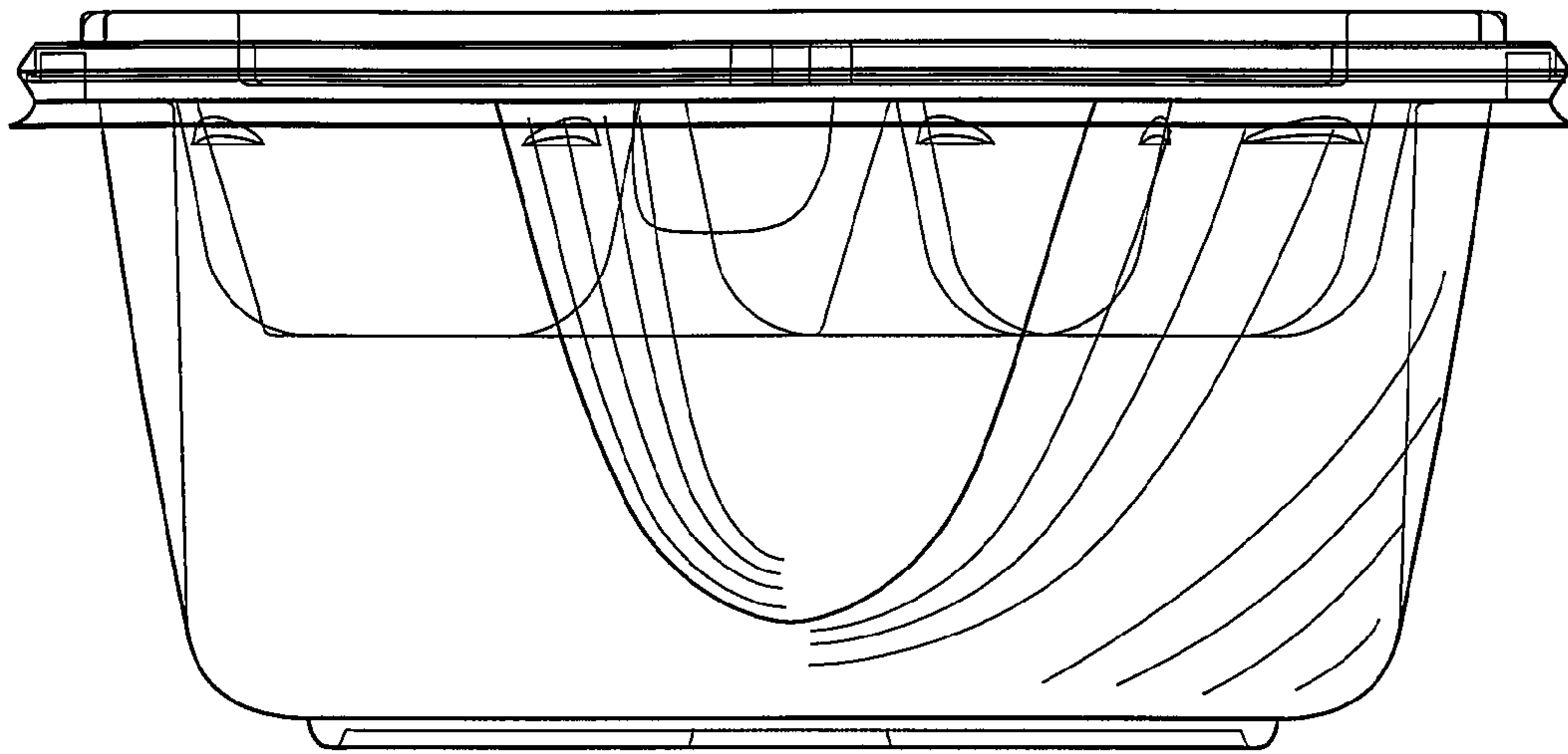


Fig. 3



**Fig. 4**



**Fig. 5**

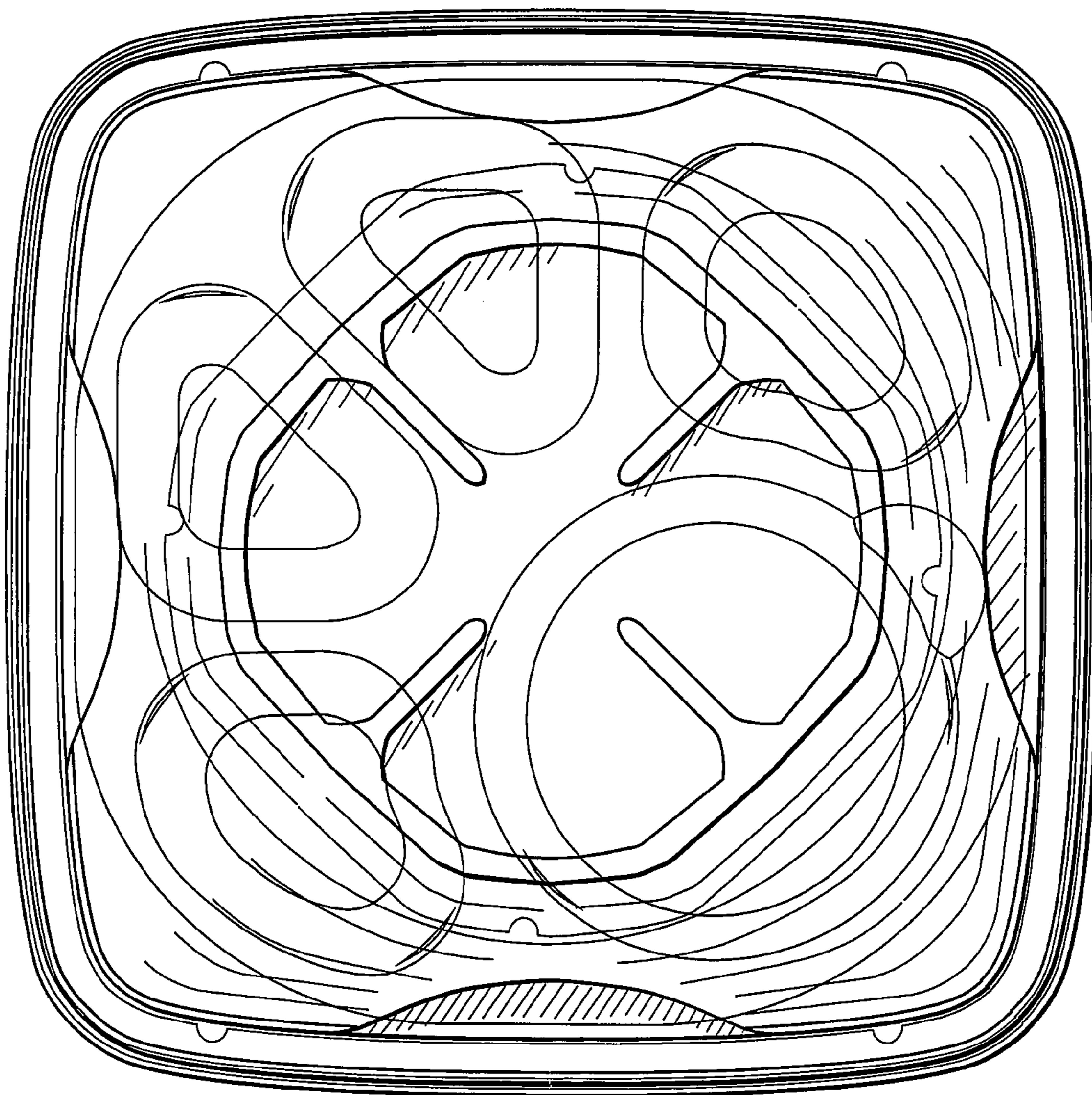
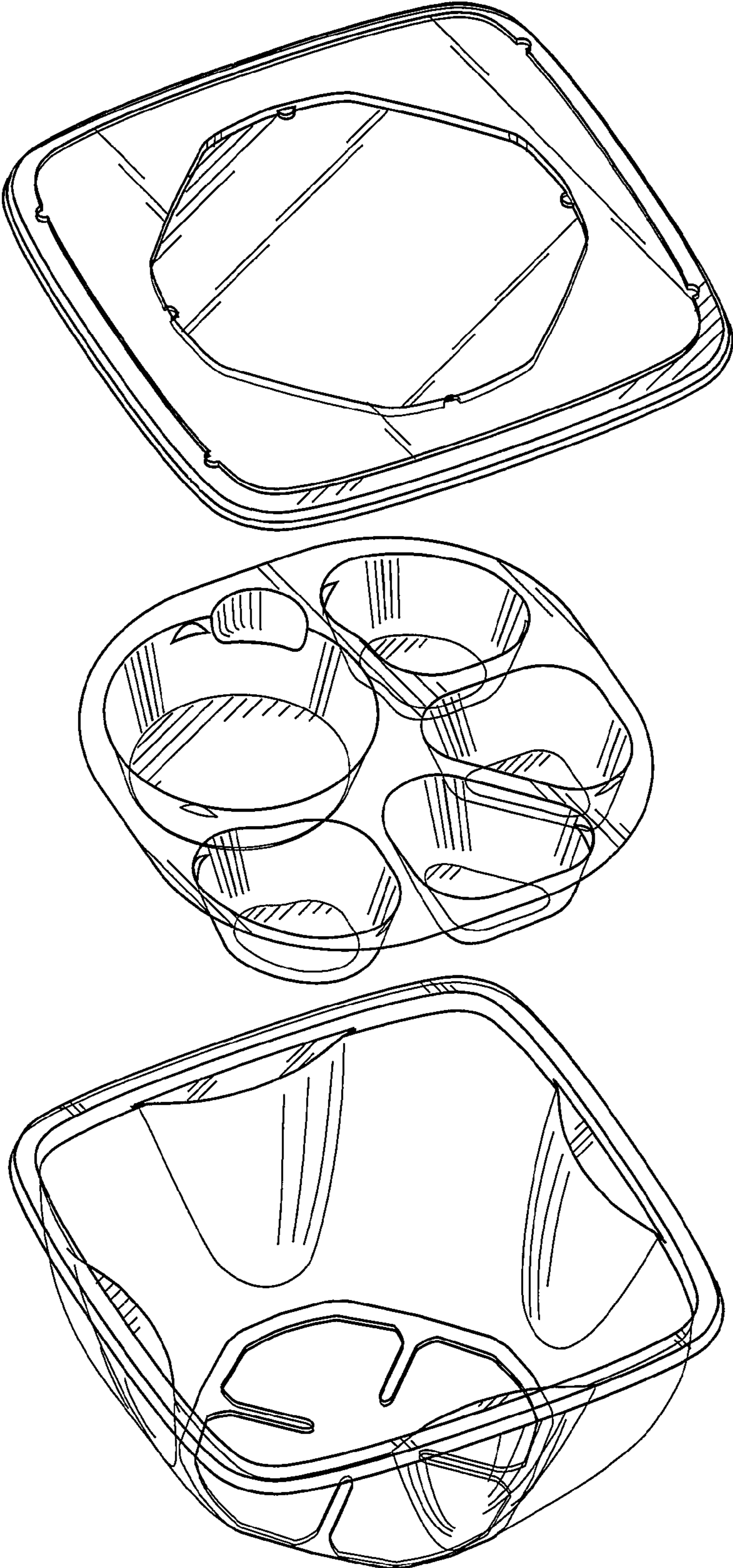


Fig. 6



UNITED STATES PATENT AND TRADEMARK OFFICE  
**CERTIFICATE OF CORRECTION**

PATENT NO. : Des. 551,091 S  
APPLICATION NO. : 29/248977  
DATED : September 18, 2007  
INVENTOR(S) : Shahsavarani

Page 1 of 1

It is certified that error appears in the above-identified patent and that said Letters Patent is hereby corrected as shown below:

On the title page under the Description, FIG. 2 should read as follows:

--FIG. 2 is an enlarged top view thereof;--

Signed and Sealed this

Thirteenth Day of November, 2007

A handwritten signature in black ink on a light gray dotted background. The signature reads "Jon W. Dudas" in a cursive style.

JON W. DUDAS

*Director of the United States Patent and Trademark Office*