



US00D551089S

(12) **United States Design Patent** (10) **Patent No.:** **US D551,089 S**
Söderström (45) **Date of Patent:** **** Sep. 18, 2007**

- (54) **TUBE**
- (75) Inventor: **Hans Söderström**, Nybro (SE)
- (73) Assignee: **Norden Pac Development AB**, Kalmar (SE)
- (**) Term: **14 Years**
- (21) Appl. No.: **29/267,351**
- (22) Filed: **Oct. 12, 2006**

Related U.S. Application Data

- (62) Division of application No. 29/211,681, filed on Aug. 19, 2004.

(30) **Foreign Application Priority Data**

Feb. 23, 2004 (EM) 138094-0001/-0026

- (51) **LOC (8) Cl.** **09-03**
- (52) **U.S. Cl.** **D9/699**
- (58) **Field of Classification Search** D9/699,
D9/695-697, 711; D24/207, 224; D28/76;
222/102, 107
See application file for complete search history.

(56) **References Cited**

U.S. PATENT DOCUMENTS

D344,888 S	3/1994	Linner	
D349,449 S	8/1994	Linner	
D351,101 S	10/1994	Linner	
D362,617 S *	9/1995	Linner D9/699
D364,557 S *	11/1995	Linner D9/699
D367,606 S	3/1996	Linner	
D392,879 S *	3/1998	Couey D9/697
D397,608 S	9/1998	Fiore	
D402,194 S	12/1998	Zaksensberg	
D403,469 S	12/1998	Driscoll	
D412,834 S	8/1999	Benedict et al.	
D414,701 S *	10/1999	Zaksensberg D9/520
D430,008 S	8/2000	Gobe	

D436,029 S *	1/2001	Jones et al. D9/699
D443,823 S	6/2001	Fenton et al.	
D459,212 S	6/2002	Gobe	
D470,270 S *	2/2003	Tashjian et al. D28/7
D477,215 S	7/2003	Mechtold et al.	
D482,606 S	11/2003	Modjeski	
D486,063 S	2/2004	Cardia	

OTHER PUBLICATIONS

Print-out of photograph of Japanese tube design. Packaging Digest, image of "Oral-B nickelodeon Ice Mint Splash", labeled HB10006622, 1998. JJ (domestic magazine); image of tube; issued May 1, 1999, No. 5, labeled HA11004733.

* cited by examiner

Primary Examiner—Alan P. Douglas
Assistant Examiner—Rashida C. McCoy
(74) *Attorney, Agent, or Firm*—Quarles & Brady LLP

(57) **CLAIM**

The ornamental design for a tube, as shown and described.

DESCRIPTION

In a preferred embodiment, the nature of this product is a tubular casing for containing goods such as lotions, cosmetics and the like.

FIG. 1 is a front elevational view of a tube according to my new design;

FIG. 2 is a left side elevational view thereof;

FIG. 3 is a rear elevational view thereof;

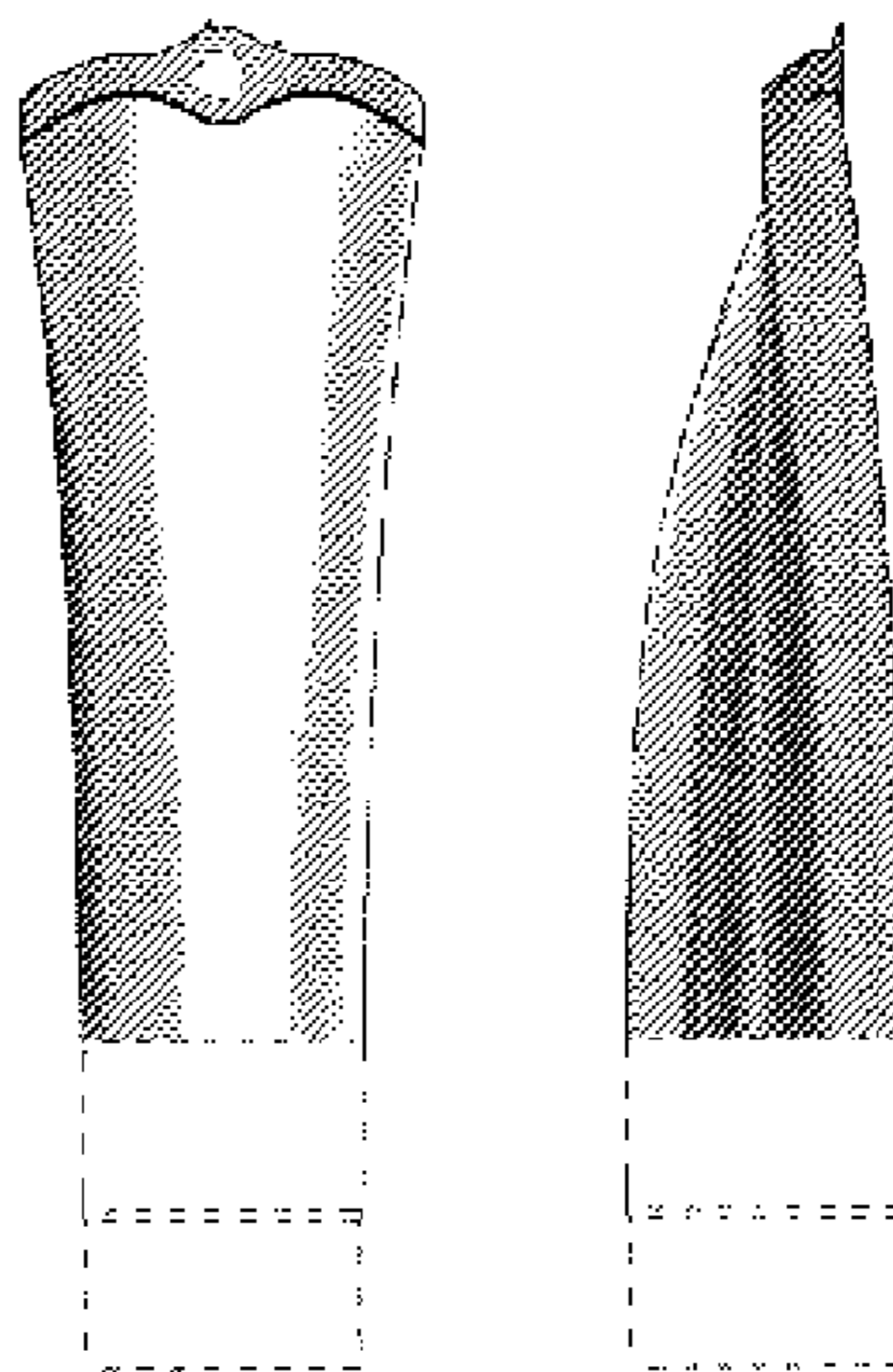
FIG. 4 is a right side elevational view thereof;

FIG. 5 is a bottom plan view thereof; and,

FIG. 6 is a top plan view thereof.

The broken line representations of environmental body and cap structure in FIGS. 1-5, and of an opening in FIGS. 1 and 3 are for the purpose of illustration only, and form no part of the claimed design.

1 Claim, 1 Drawing Sheet



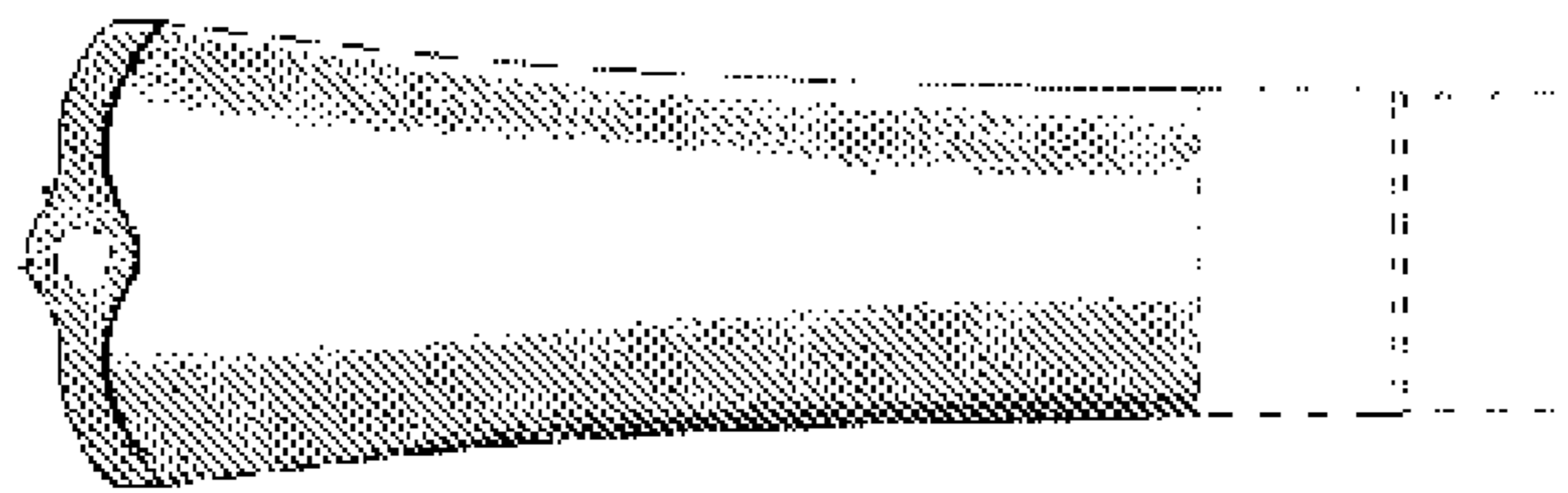


FIG. 1



FIG. 2

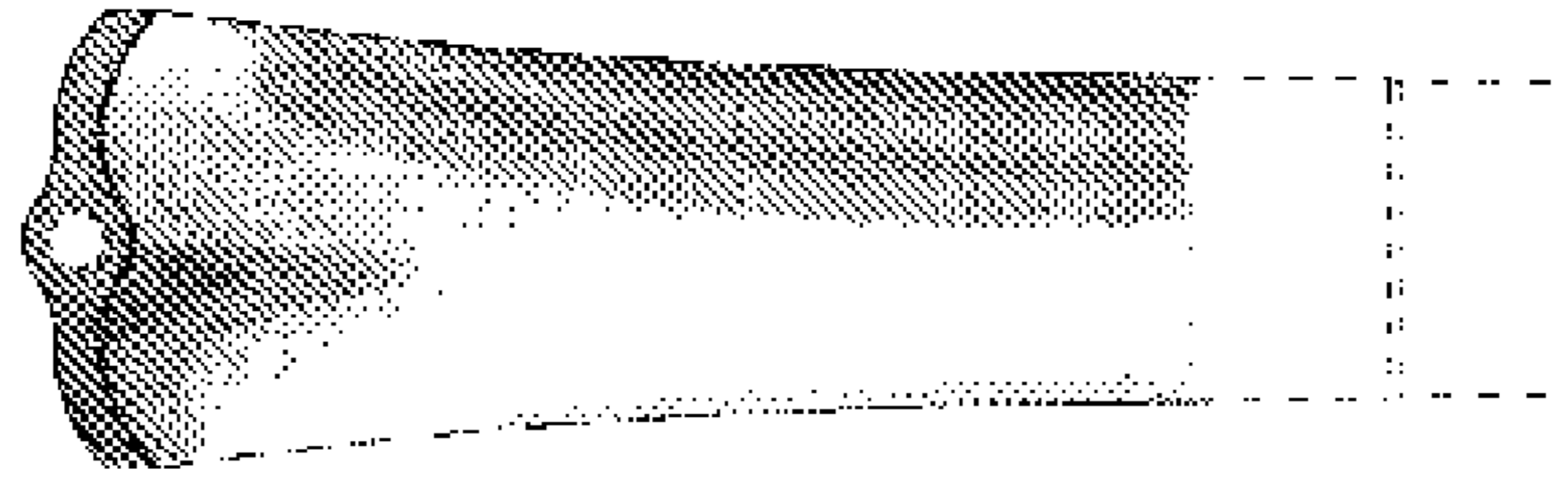


FIG. 3




FIG. 4



FIG. 5



FIG. 6