



US00D551082S

(12) **United States Design Patent**
Kakhniadze et al.

(10) **Patent No.:** **US D551,082 S**

(45) **Date of Patent:** **** Sep. 18, 2007**

(54) **BOTTLE**

(76) Inventors: **Anatoly Semenovitch Kakhniadze**,
Balashikha, ul. Oktyabrskaya, d.6-5,
143900 Moskoskaya oblast (RU);
Sergey Vladimirovitch Kupriyanov,
Balashikha, ul. Pionerskaya, d.1-153,
143900 Moskoskaya oblast (RU);
Valery Borisovitch Gorbatenkov,
Zhukovsky, ul. Tupoleva, d.8-10,
140160 Moskoskaya oblast (RU)

(**) Term: **14 Years**

(21) Appl. No.: **29/216,564**

(22) Filed: **Nov. 3, 2004**

(30) **Foreign Application Priority Data**

May 3, 2004 (EM) 000173539-0001

(51) **LOC (8) Cl.** **09-01**

(52) **U.S. Cl.** **D9/530; D9/544; D9/571;**
D9/572

(58) **Field of Classification Search** **D9/516,**
D9/522, 530, 544, 560, 571-572; 220/660,
220/669, 675

See application file for complete search history.

(56) **References Cited**

U.S. PATENT DOCUMENTS

D36,001 S * 8/1902 Forest D9/522

D41,238 S * 3/1911 Brawner D9/544
D105,026 S * 6/1937 Mills D9/544
D198,287 S * 5/1964 Hulterstrum D9/543
D321,651 S * 11/1991 Cochran D9/574
D463,981 S * 10/2002 Crawford et al. D9/530
D486,072 S * 2/2004 Potocki et al. D9/573

* cited by examiner

Primary Examiner—Ian Simmons

Assistant Examiner—Anna Burmeister

(74) *Attorney, Agent, or Firm*—David C. Purdue; John C
Purdue

(57) **CLAIM**

The ornamental design for a bottle, as shown.

DESCRIPTION

FIG. 1 is a front view of a bottle showing our new design;

FIG. 2 is a side view of the bottle shown in FIG. 1;

FIG. 3 is a rear view of the bottle;

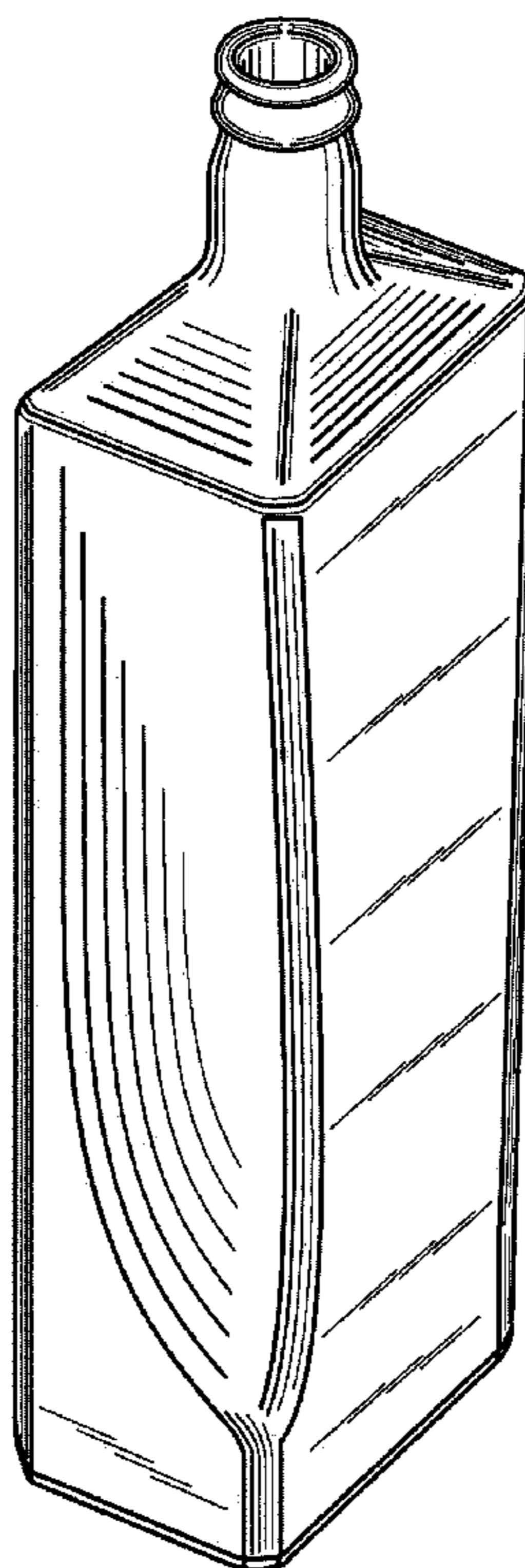
FIG. 4 is a side view of the bottle showing the side that is
opposite the side shown in FIG. 2;

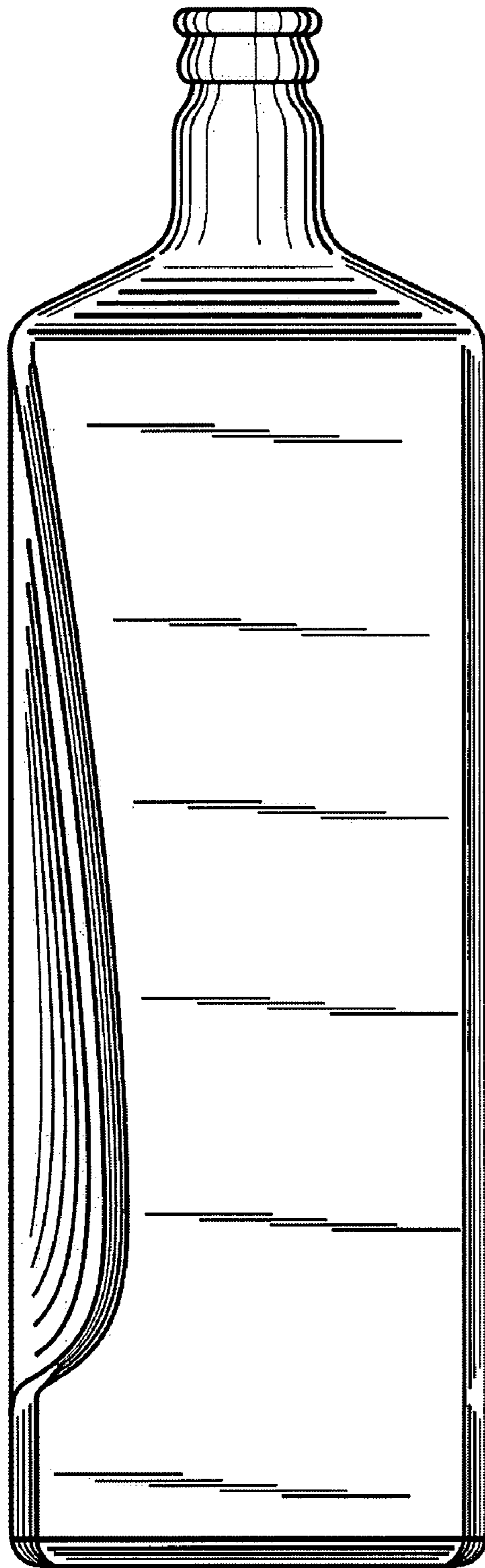
FIG. 5 is a bottom view of the bottle;

FIG. 6 is a top view of the bottle; and,


FIG. 7 is a perspective view of the bottle.

1 Claim, 6 Drawing Sheets

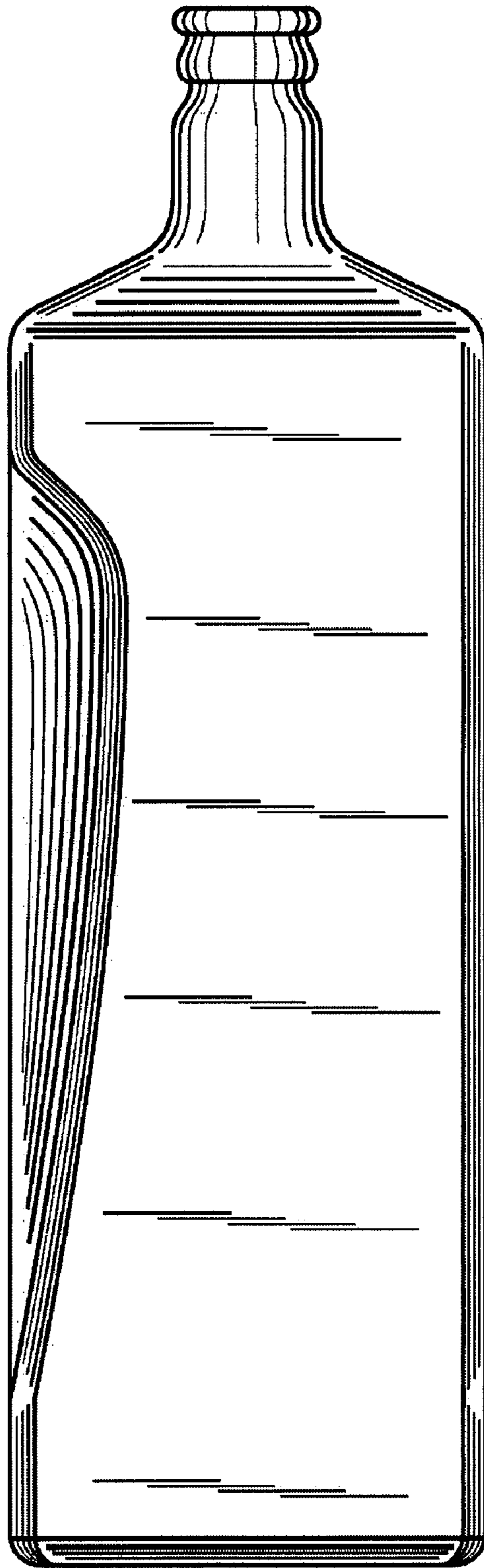




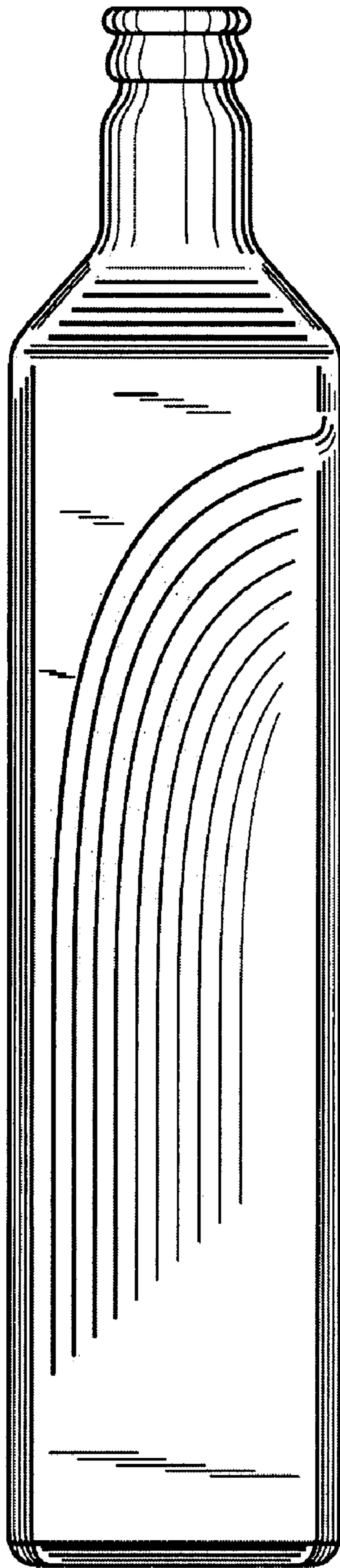
—FIG. 1



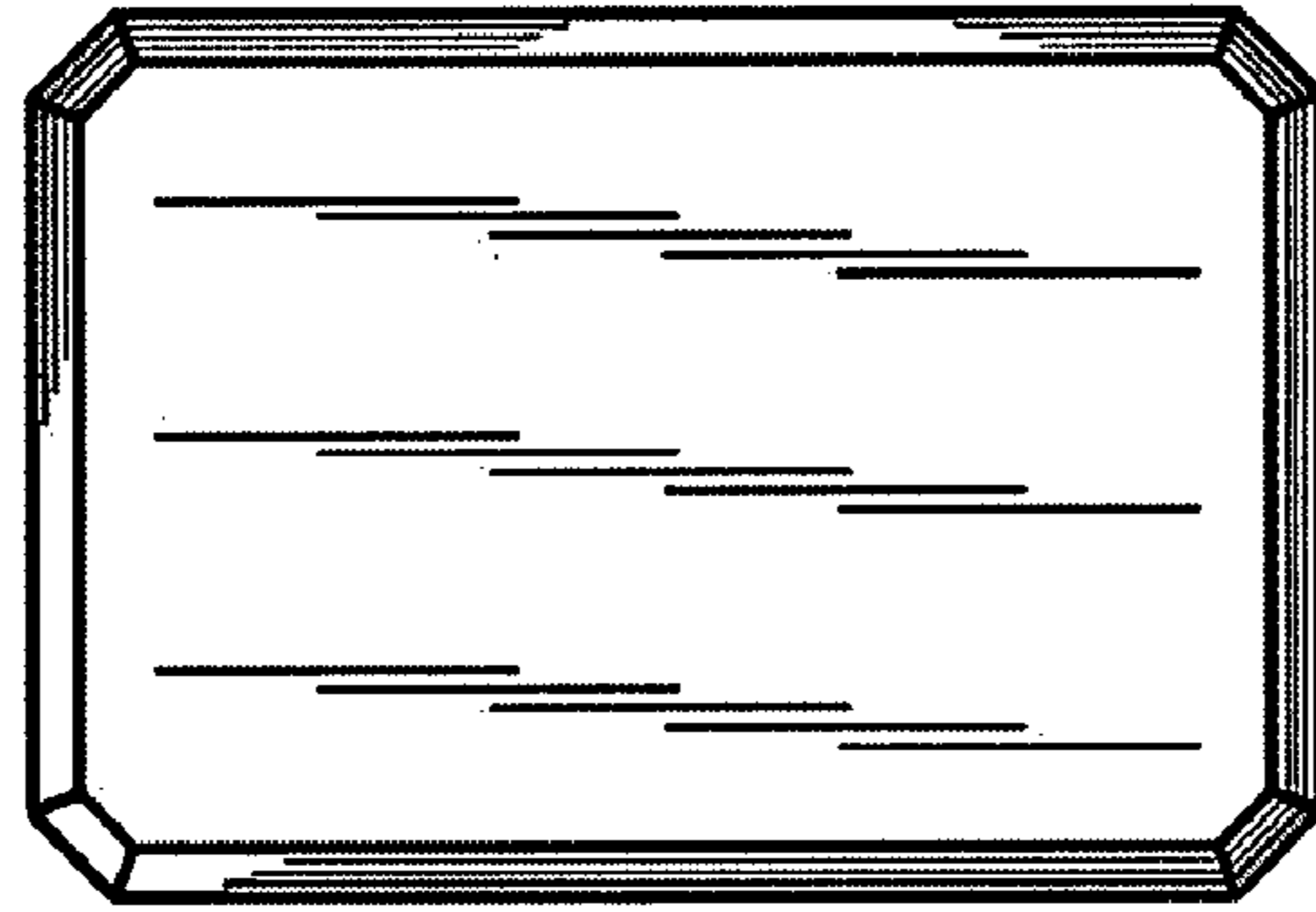
—FIG. 2




—FIG. 3



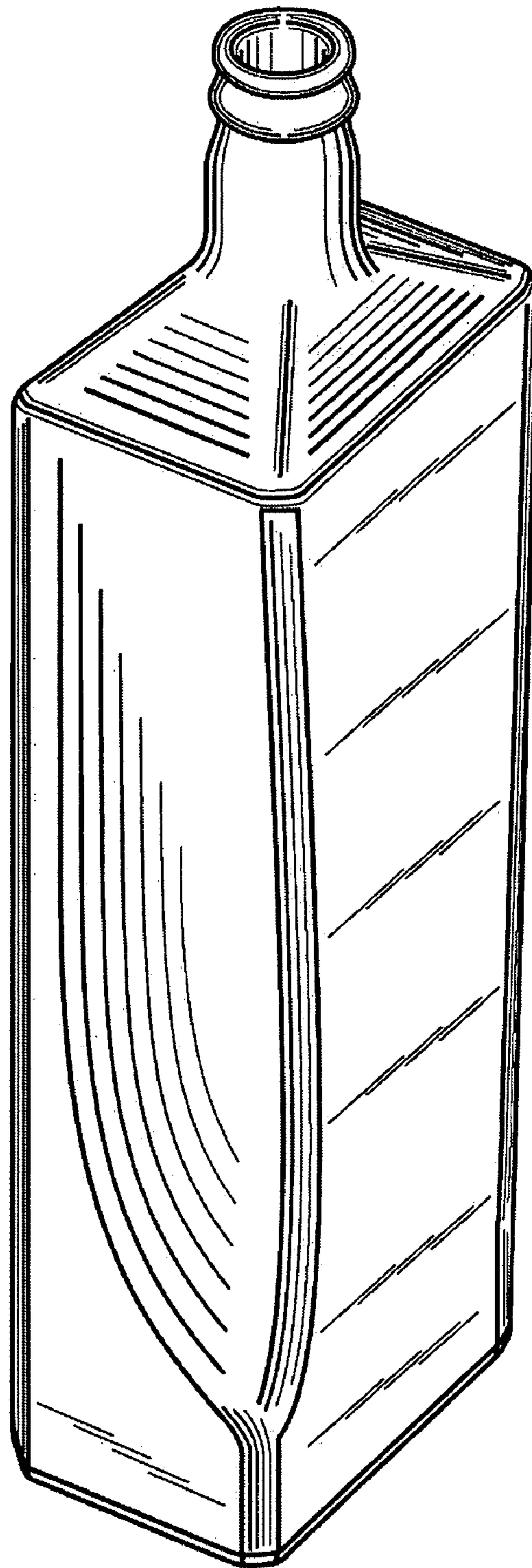
—FIG. 4



— FIG. 5



— FIG. 6



—FIG. 7