



US00D551078S

(12) **United States Design Patent** (10) **Patent No.:** **US D551,078 S**  
**Last** (45) **Date of Patent:** **\*\* Sep. 18, 2007**

(54) **CAP/CLOSURE**

(75) Inventor: **Laurens Last**, Monaco (MC)

(73) Assignee: **IPN IB B.V.**, Houten (NL)

(\*\*) Term: **14 Years**

(21) Appl. No.: **29/267,610**

(22) Filed: **Oct. 18, 2006**

**Related U.S. Application Data**

(62) Division of application No. 29/224,496, filed on Mar. 2, 2005.

**Foreign Application Priority Data**

Sep. 3, 2004 (EM) ..... 0222104-0001/0004

(51) **LOC (8) Cl.** ..... **09-07**

(52) **U.S. Cl.** ..... **D9/451; D9/445**

(58) **Field of Classification Search** ..... D9/434,  
D9/435, 441, 443, 444, 452, 613, 645, 451,  
D9/445, 433; 215/355-364, 305, 296, 295,  
215/252; D7/710, 659, 656, 651, 628, 619.2,  
D7/613, 606, 604, 595, 594, 393, 301  
See application file for complete search history.

(56) **References Cited**

**U.S. PATENT DOCUMENTS**

D74,568 S \* 2/1928 Huston ..... D9/613  
D76,639 S \* 10/1928 Scheicher ..... D9/613  
2,355,492 A \* 8/1944 White ..... 215/360

2,479,862 A \* 8/1949 Payne ..... 215/359  
D167,207 S \* 7/1952 Haars ..... D7/624.3  
D329,980 S \* 10/1992 Powell et al. .... D9/443  
D336,247 S \* 6/1993 Solomon ..... D9/435  
5,358,129 A \* 10/1994 Watts ..... 215/206  
D374,623 S \* 10/1996 Rafferty ..... D9/443  
D381,907 S \* 8/1997 King ..... D9/443  
D411,451 S \* 6/1999 Young ..... D9/443  
D447,413 S \* 9/2001 DuCorday ..... D9/443  
D454,061 S \* 3/2002 Davis ..... D9/645  
D454,066 S \* 3/2002 Trabal ..... D9/443  
D458,434 S \* 6/2002 Bortone ..... D1/125  
D478,508 S \* 8/2003 Kumakura ..... D9/451  
D485,757 S \* 1/2004 Roth et al. .... D9/443  
D489,971 S \* 5/2004 Tamez ..... D9/645

\* cited by examiner

*Primary Examiner*—Robert M. Spear  
*Assistant Examiner*—Susan Bennett Hattan  
(74) *Attorney, Agent, or Firm*—Troutman Sanders LLP;  
Ryan A. Schneider; James Hunt Yancey, Jr.

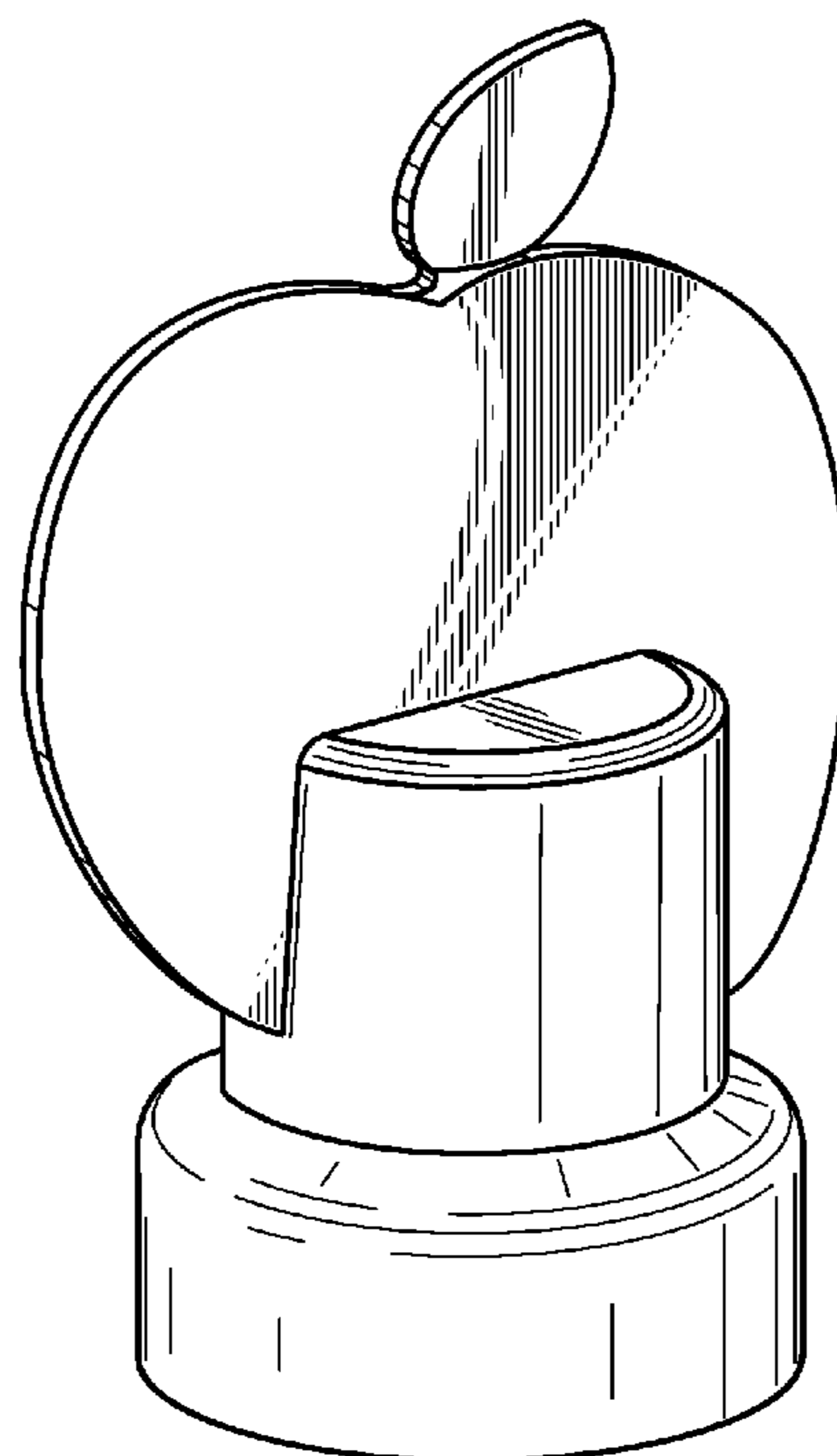
(57) **CLAIM**

The ornamental design for a cap/closure, as shown and described.

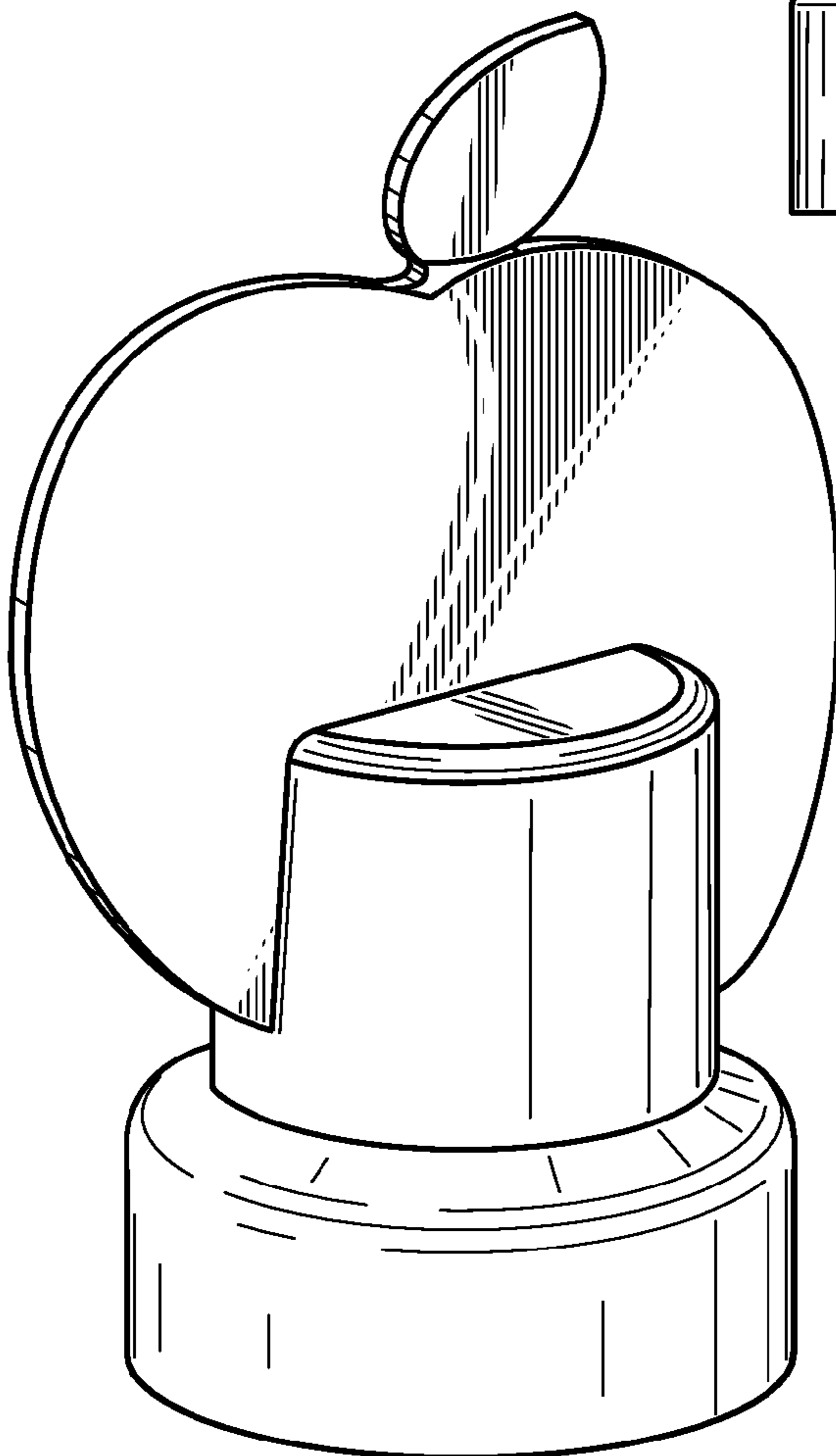

**DESCRIPTION**

FIG. 1 is a front view of the cap/closure;  
FIG. 2 is a perspective view thereof;  
FIG. 3 is a top view thereof; and,  
FIG. 4 is a side view thereof.

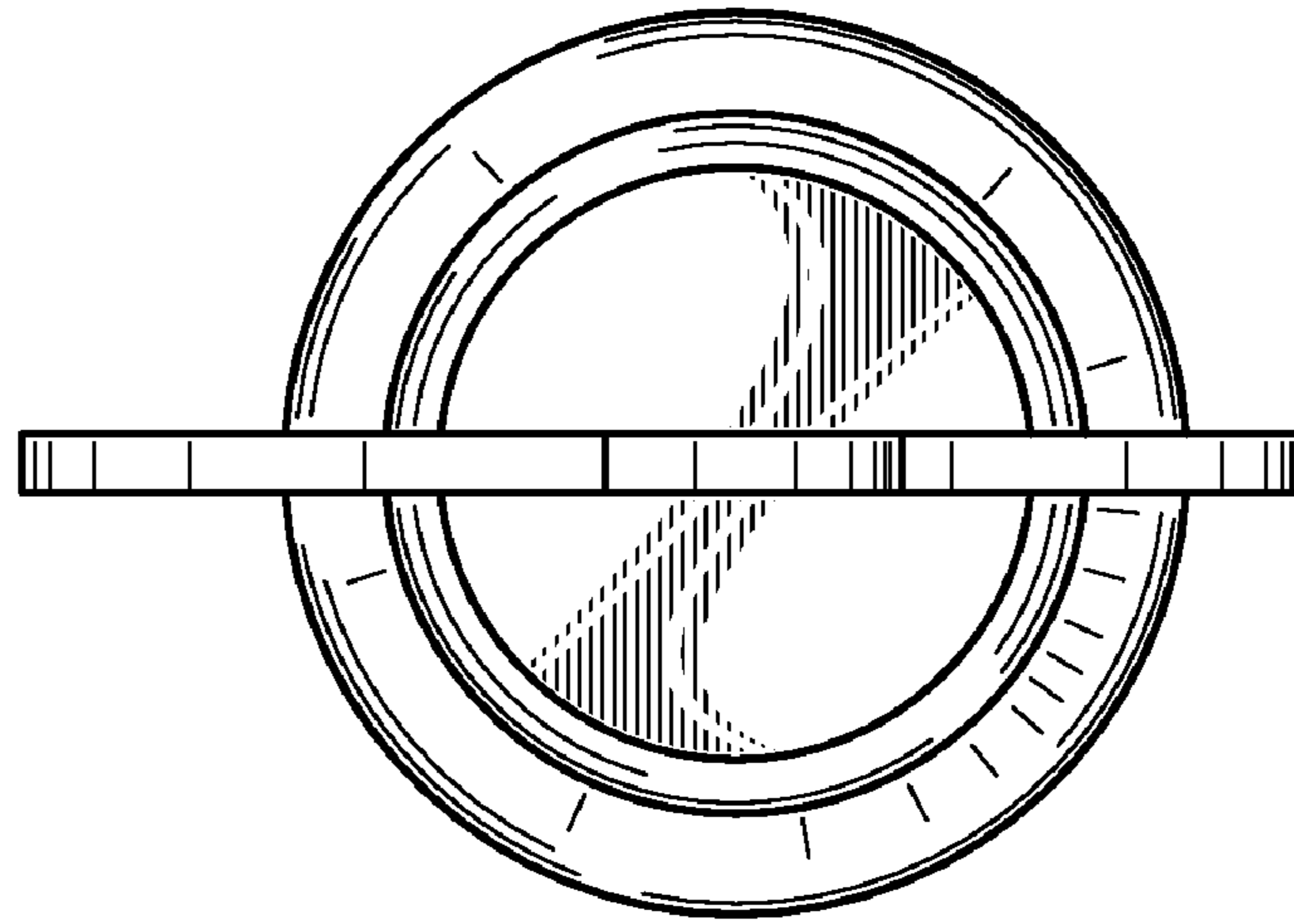
**1 Claim, 2 Drawing Sheets**



**Fig. 1**



**Fig. 2**



**Fig. 3**

**Fig. 4**

